



**THE DATASHEET OF
SD5491-003**




SD5491

Silicon Phototransistor

FEATURES

- TO-18 metal can package
- 12° (nominal) acceptance angle
- Wide operating temperature range (-55°C to +125°C)
- Fast response time
- Wide sensitivity ranges
- External base connection for added control
- Mechanically and spectrally matched to SE3450/5450, SE3455/5455 and SE3470/5470 infrared emitting diodes



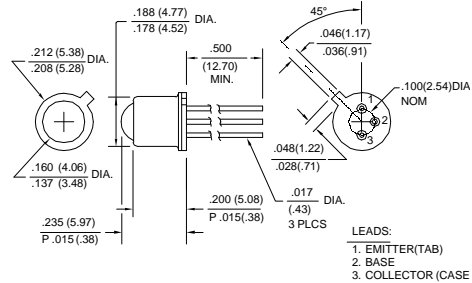
INFRA-70.TIF

DESCRIPTION

The SD5491 is an NPN silicon phototransistor mounted in a TO-18 metal can package. A biconvex lens provides high optical sensitivity with a narrow acceptance angle to enable maximum radiation coupling. The TO-18 package offers protection against harsh environments as well as excellent thermal characteristics.

OUTLINE DIMENSIONS in inches (mm)

Tolerance 3 plc decimals ±0.005(0.12)
2 plc decimals ±0.020(0.51)



DIM_016.dwg

SD5491

Silicon Phototransistor

ELECTRICAL CHARACTERISTICS (25°C unless otherwise noted)

PARAMETER	SYMBOL	MIN	TYP	MAX	UNITS	TEST CONDITIONS
Light Current	I_L				mA	$V_{CE}=5\text{ V}$ $H=1.5\text{ mW/cm}^2$ (1)
SD5491-001		0.50				
SD5491-002		0.50	3.00			
SD5491-003		2.00	5.00			
SD5491-004		4.00	8.00			
SD5491-005		7.00	22.0			
SD5491-006	15.0					
Collector Dark Current	I_{CEO}			100	nA	$V_{CE}=10\text{ V}$, $H=0$
Collector-Emitter Breakdown Voltage	$V_{(BR)CEO}$	30			V	$I_C=100\text{ }\mu\text{A}$
Emitter-Collector Breakdown Voltage	$V_{(BR)ECO}$	5.0			V	$I_E=100\text{ }\mu\text{A}$
Collector-Emitter Saturation Voltage	$V_{CE(SAT)}$			0.4	V	$I_C=0.4\text{ mA}$ $H=1.5\text{ mW/cm}^2$
Angular Response (2)	\varnothing		12		degr.	$I_F=\text{Constant}$
Rise And Fall Time	t_r, t_f		2.0		μs	$V_{CC}=5\text{ V}$, $I_L=1\text{ mA}$ $R_L=100\text{ }\Omega$

Notes

1. The radiation source is an IRED with a peak wavelength of 935 nm.
2. Angular response is defined as the total included angle between the half sensitivity points.

ABSOLUTE MAXIMUM RATINGS

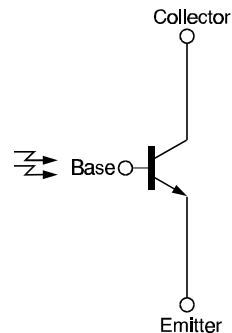
(25°C Free-Air Temperature unless otherwise noted)

Collector-Emitter Voltage	30 V
Emitter-Collector Voltage	5 V
Power Dissipation	150 mW (1)
Operating Temperature Range	-55°C to 125°C
Storage Temperature Range	-65°C to 150°C
Soldering Temperature (10 sec)	260°C

Notes

1. Derate linearly from 25°C free-air temperature at the rate of 1.43 mW/°C.

SCHEMATIC



Honeywell reserves the right to make changes in order to improve design and supply the best products possible.

Honeywell

SD5491

Silicon Phototransistor

SWITCHING TIME TEST CIRCUIT

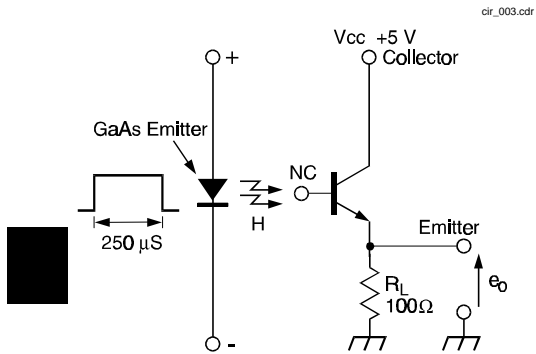


Fig. 1 Responsivity vs Angular Displacement

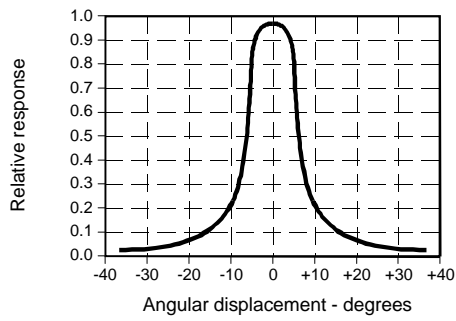


Fig. 3 Dark Current vs Temperature

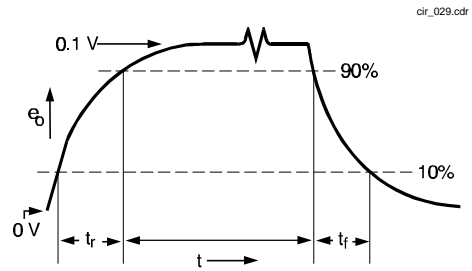
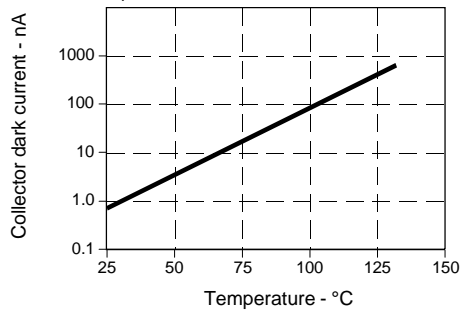


Fig. 2 Collector Current vs Irradiance

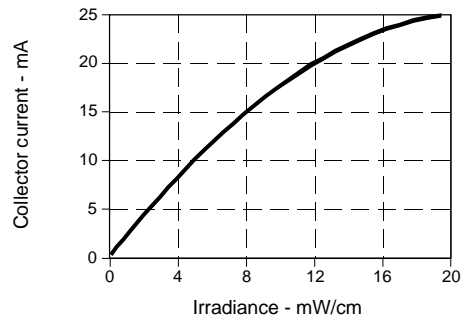
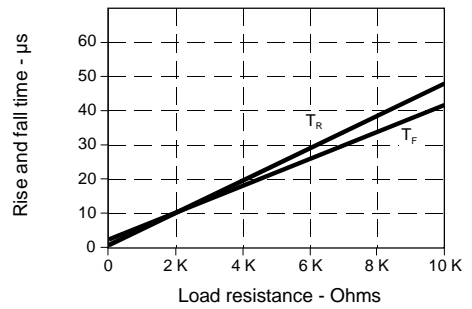


Fig. 4 Rise and Fall Time vs Load Resistance



SD5491

Silicon Phototransistor

Fig. 5 Spectral Responsivity

gra_036.ds4

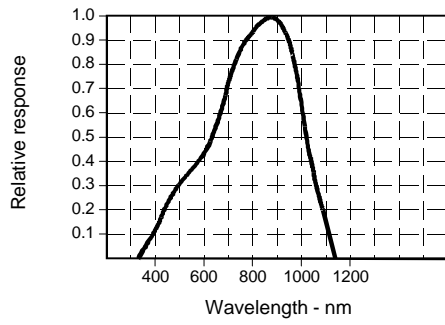


Fig. 6 Coupling Characteristics with SE5470

gra_046.ds4

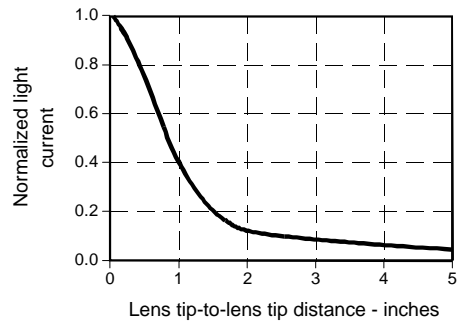
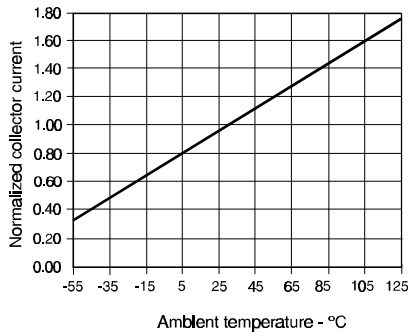


Fig. 7 Collector Current vs Ambient Temperature

gra_302.cdr





All Performance Curves Show Typical Values

Honeywell reserves the right to make changes in order to improve design and supply the best products possible.

Honeywell

Looking for pricing, stock, or lifecycle information?

Click below to explore more details on WIN SOURCE:

-  [View SD5491-003 on WIN SOURCE](#)
-  [Honeywell Information](#)

Optimize Your Supply Chain with WIN SOURCE Solutions

-  Global Sourcing Solution
-  Obsolete Management
-  Cost Control Management
-  Shortage Management
-  Alternative Solution
-  Excess Inventory Management