



THE DATASHEET OF SETLGYGNAUEE



DIGITAST Microminiature SPDT, Key Switches

Features/Benefits

- High reliability/long life
- Designed for low level switching
- Ready to implement on PCB
- Latching function available
- Several button options
- RoHS compliant and compatible

Typical Applications

- Medical
- Instrumentation
- Industrial electronics
- Audio electronics



Construction

FUNCTION: momentary or push-push
 CONTACT ARRANGEMENT: 1 change over contact SPDT, NO
 MODE OF SWITCHING: Non-shorting
 DISTANCE BETWEEN BUTTON CENTERS:
 HORIZONTAL MINIMUM: 12,7 (0.500) or 17,78 (0.700)
 VERTICAL MINIMUM: 17,78 (0.700)
 TERMINALS: PC pins
 MOUNTING: Soldering, centering pins

Mechanical

TOTAL TRAVEL: ≤ 3 (.0018)
 SWITCHING TRAVEL: 1,5 (0.0591)
 LATCHING TRAVEL: 1,8 (0.0709)
 OPERATING FORCE: 1.5 +/- 0.5 N (150 +/- 50 grams)

Electrical

SWITCHING POWER MAX.: 240 mW DC
 SWITCHING VOLTAGE MAX.: 24 V DC
 SWITCHING CURRENT MAX.: 10 mA DC
 CARRYING CURRENT AT 20°C (push-push version): 100 mA
 DIELECTRIC STRENGTH (50 Hz, 1 min): 500 V
 OPERATING LIFE with or without max. switching power
 Momentary: $\geq 5 \times 10^6$ operations
 Push-push: $\geq 5 \times 10^5$ operations
 CONTACT RESISTANCE: Initial ≤ 50 m Ω
 After 5×10^6 operations: ≤ 100 m Ω
 INSULATION RESISTANCE: $\geq 10^{10}$ Ω
 CAPACITANCE at f= 10 kHz: ≤ 0.8 pF
 BOUNCE TIME: ≤ 2.5 ms
 Operating speed 400 mm/s (15.75/s)

Process

SOLDERABILITY:
 Wave soldering, compatible with lead free soldering profile
 Hand soldering, 350°C for 3 seconds

Environmental

OPERATING TEMPERATURE: -25°C to 85°C.

How To Order

Our easy build-a-switch concept allows you to mix and match options to create the switch you need. To order, select desired option from each category and place it in the appropriate box. **Some of the configurations may not be available or could require some development.**

Switch

Reference
SER BK AU OA

Series
SER Narrow button
SET Wide button
SERU Switch body only (no button)

LED
NONE No LED
L 1 LED
2L 2 LED's

1st LED Color***
NONE No LED
RD Red
YE Yellow
GN Green

LED Spacing*
NONE Narrow LED Spacing (TYP Europe)
7.62 Wide LED Spacing (TYP No. America)

2nd LED Color***
NONE No LED
RD Red
YE Yellow
GN Green

Contact Material
AU Gold

Function
EE Latching
OA Non-latching

Button Color**
None (SERU)
BK Black
GY Gray
WH White
RD Red
BU Blue

Body Color
NONE White (STD)
BRN Brown

Button

Reference
SRK BK

Button Style
SR Narrow
ST Wide

LED Holes
NONE No LED holes
L 1 LED hole
2L 2 LED holes

Button Color**
BK Black
GY Gray
WH White
RD Red
BU Blue

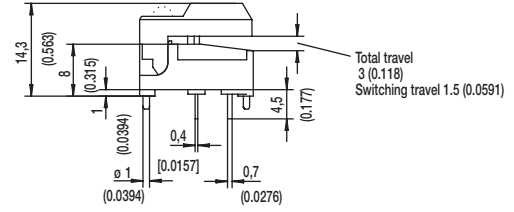
Latching
None For use with momentary switch
EE With "EE" staple for latching

* LED spacing only applies when 1 LED requested
 ** Additional button colors available by request
 *** Additional LED colors available by request including Bi color configurations

DIGITAST Microminiature SPDT, Key Switches

DESIGNATION

SER NARROW BUTTON



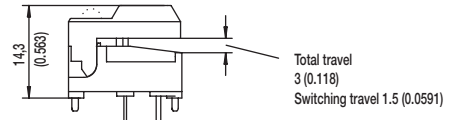
SER

SERL

SER2L



SET WIDE BUTTON



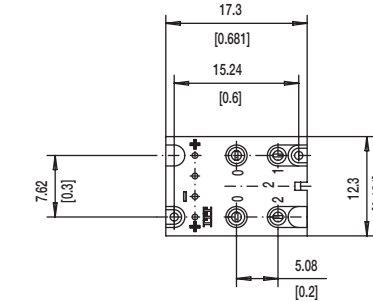
SET

SETL

SET2L



SERU NO BUTTON



DIGITAST Microminiature SPDT, Key Switches

LED

NONE NO LED



L 1 LEDS

7.62 mm Spacing (TYP No. America)



NARROW SPACING (TYP EUROPE)



TOP VIEW OF PCB

2L 2 LEDS



⌀ 1.0±0.1 (0.0394±0.00349)

⌀ 1.1±0.05 (0.0433±0.00197)

BUTTON COLOR

BK BLACK

GY GRAY

Other button colors available by request [red (RD), green (GN), white (WH), yellow (YE), blue (BU), orange (OG)].

LED COLOR

OPTION CODE	COLOR
NONE	Models without LED
RD	Red
GN	Green
YE	Yellow

CONTACT MATERIAL

OPTION CODE	MATERIAL
AU	Gold

FUNCTION

OPTION CODE	COLOR	SCHEMATIC
OA	Momentary	
EE	Push-Push	



Dimensions are shown: mm
Specifications and dimensions subject to change

Looking for pricing, stock, or lifecycle information?

Click below to explore more details on WIN SOURCE:

- ⊖ [View SETLGYGNAUEE on WIN SOURCE](#)
- ⊖ [C&K Components Information](#)

Optimize Your Supply Chain with WIN SOURCE Solutions

- ✓ Global Sourcing Solution
- ✓ Obsolete Management
- ✓ Cost Control Management
- ✓ Shortage Management
- ✓ Alternative Solution
- ✓ Excess Inventory Management