



THE DATASHEET OF SETGYAUEE



DIGITAST Microminiature SPDT, Key Switches

Features/Benefits

- High reliability/long life
- Designed for low level switching
- Ready to implement on PCB
- Latching function available
- Several button options
- RoHS compliant and compatible

Typical Applications

- Medical
- Instrumentation
- Industrial electronics
- Audio electronics



Construction

FUNCTION: momentary or push-push
 CONTACT ARRANGEMENT: 1 change over contact SPDT, NO
 MODE OF SWITCHING: Non-shorting
 DISTANCE BETWEEN BUTTON CENTERS:
 HORIZONTAL MINIMUM: 12,7 (0.500) or 17,78 (0.700)
 VERTICAL MINIMUM: 17,78 (0.700)
 TERMINALS: PC pins
 MOUNTING: Soldering, centering pins

Mechanical

TOTAL TRAVEL: ≤ 3 (.0018)
 SWITCHING TRAVEL: 1,5 (0.0591)
 LATCHING TRAVEL: 1,8 (0.0709)
 OPERATING FORCE: 1.5 +/- 0.5 N (150 +/- 50 grams)

Electrical

SWITCHING POWER MAX.: 240 mW DC
 SWITCHING VOLTAGE MAX.: 24 V DC
 SWITCHING CURRENT MAX.: 10 mA DC
 CARRYING CURRENT AT 20°C (push-push version): 100 mA
 DIELECTRIC STRENGTH (50 Hz, 1 min): 500 V
 OPERATING LIFE with or without max. switching power
 Momentary: $\geq 5 \times 10^6$ operations
 Push-push: $\geq 5 \times 10^5$ operations
 CONTACT RESISTANCE: Initial ≤ 50 m Ω
 After 5×10^6 operations: ≤ 100 m Ω
 INSULATION RESISTANCE: $\geq 10^{10}$ Ω
 CAPACITANCE at f= 10 kHz: ≤ 0.8 pF
 BOUNCE TIME: ≤ 2.5 ms
 Operating speed 400 mm/s (15.75/s)

Process

SOLDERABILITY:
 Wave soldering, compatible with lead free soldering profile
 Hand soldering, 350°C for 3 seconds

Environmental

OPERATING TEMPERATURE: -25°C to 85°C.

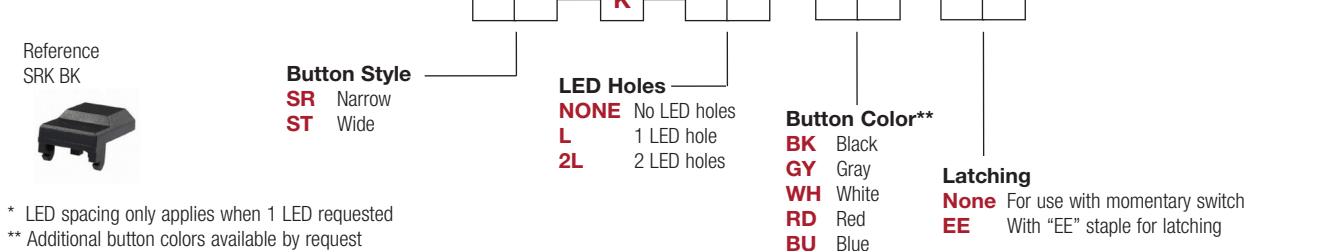
How To Order

Our easy build-a-switch concept allows you to mix and match options to create the switch you need. To order, select desired option from each category and place it in the appropriate box. **Some of the configurations may not be available or could require some development.**

Switch



Button



* LED spacing only applies when 1 LED requested
 ** Additional button colors available by request
 *** Additional LED colors available by request including Bi color configurations



Dimensions are shown: mm
 Specifications and dimensions subject to change

DIGITAST Microminiature SPDT, Key Switches

DESIGNATION

SER NARROW BUTTON



SER

SERL

SER2L



SET WIDE BUTTON



SET

SETL

SET2L



SERU NO BUTTON



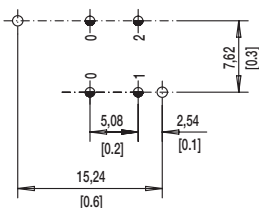
First Angle
Projection

Dimensions are shown: mm
Specifications and dimensions subject to change

DIGITAST Microminiature SPDT, Key Switches

LED

NONE NO LED

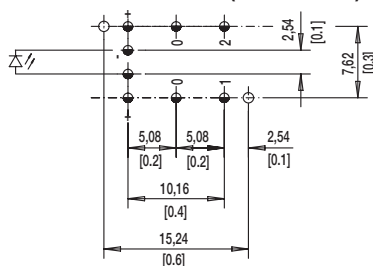


L 1 LEDs

7.62 mm Spacing (TYP No. America)

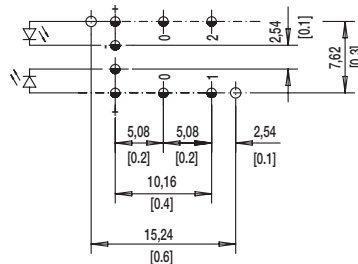


NARROW SPACING (TYP EUROPE)



TOP VIEW OF PCB

2L 2 LEDs



⌀ 1.0±0.1 (0.0394±0.00349)

⌀ 1.1±0.05 (0.0433±0.00197)

BUTTON COLOR

BK BLACK

GY GRAY

Other button colors available by request [red (RD), green (GN), white (WH), yellow (YE), blue (BU), orange (OG)].

LED COLOR

OPTION CODE	COLOR
NONE	Models without LED
RD	Red
GN	Green
YE	Yellow

CONTACT MATERIAL

OPTION CODE	MATERIAL
AU	Gold

FUNCTION

OPTION CODE	COLOR	SCHEMATIC
OA	Momentary	
EE	Push-Push	



Dimensions are shown: mm
Specifications and dimensions subject to change

Looking for pricing, stock, or lifecycle information?

Click below to explore more details on WIN SOURCE:

- ⊖ [View SETGYAUEE on WIN SOURCE](#)
- ⊖ [C&K Components Information](#)

Optimize Your Supply Chain with WIN SOURCE Solutions

- ✓ Global Sourcing Solution
- ✓ Obsolete Management
- ✓ Cost Control Management
- ✓ Shortage Management
- ✓ Alternative Solution
- ✓ Excess Inventory Management