



**THE DATASHEET OF  
SER BK AU EE**




# DIGITAST Microminiature SPDT, Key Switches

## Features/Benefits

- High reliability/long life
- Designed for low level switching
- Ready to implement on PCB
- Latching function available
- Several button options
- RoHS compliant and compatible

## Typical Applications

- Medical
- Instrumentation
- Industrial electronics
- Audio electronics



## Construction

FUNCTION: momentary or push-push  
 CONTACT ARRANGEMENT: 1 change over contact SPDT, NO  
 MODE OF SWITCHING: Non-shorting  
 DISTANCE BETWEEN BUTTON CENTERS:  
 HORIZONTAL MINIMUM: 12,7 (0.500) or 17,78 (0.700)  
 VERTICAL MINIMUM: 17,78 (0.700)  
 TERMINALS: PC pins  
 MOUNTING: Soldering, centering pins

## Mechanical

TOTAL TRAVEL:  $\leq 3$  (.0018)  
 SWITCHING TRAVEL: 1,5 (0.0591)  
 LATCHING TRAVEL: 1,8 (0.0709)  
 OPERATING FORCE: 1.5 +/- 0.5 N (150 +/- 50 grams)

## Electrical

SWITCHING POWER MAX.: 240 mW DC  
 SWITCHING VOLTAGE MAX.: 24 V DC  
 SWITCHING CURRENT MAX.: 10 mA DC  
 CARRYING CURRENT AT 20°C (push-push version): 100 mA  
 DIELECTRIC STRENGTH (50 Hz, 1 min): 500 V  
 OPERATING LIFE with or without max. switching power  
 Momentary:  $\geq 5 \times 10^6$  operations  
 Push-push:  $\geq 5 \times 10^5$  operations  
 CONTACT RESISTANCE: Initial  $\leq 50$  m $\Omega$   
 After  $5 \times 10^6$  operations:  $\leq 100$  m $\Omega$   
 INSULATION RESISTANCE:  $\geq 10^{10}$   $\Omega$   
 CAPACITANCE at  $f = 10$  kHz:  $\leq 0.8$  pF  
 BOUNCE TIME:  $\leq 2.5$  ms  
 Operating speed 400 mm/s (15.75/s)

## Process

SOLDERABILITY:  
 Wave soldering, compatible with lead free soldering profile  
 Hand soldering, 350°C for 3 seconds

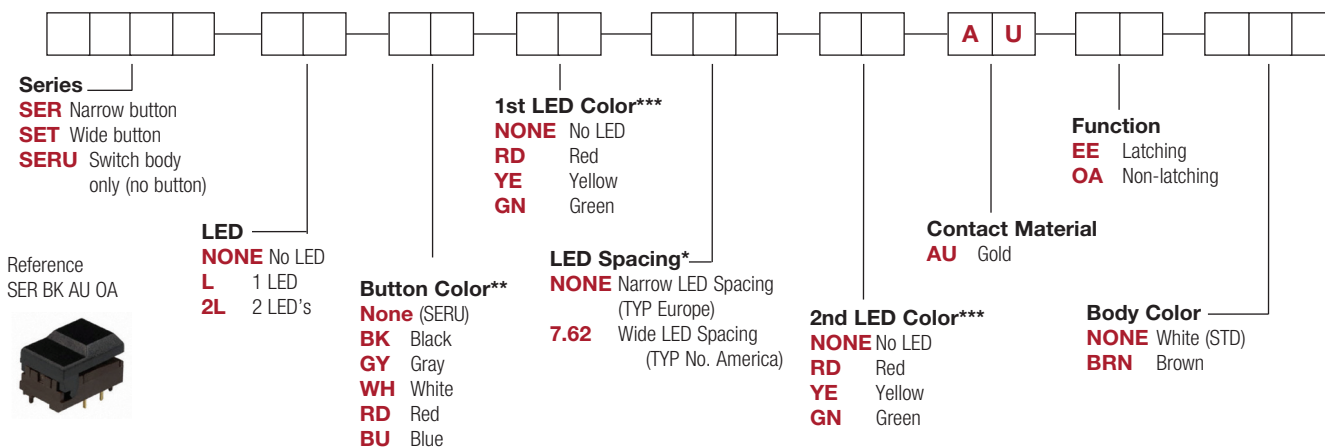
## Environmental

OPERATING TEMPERATURE: -25°C to 85°C.

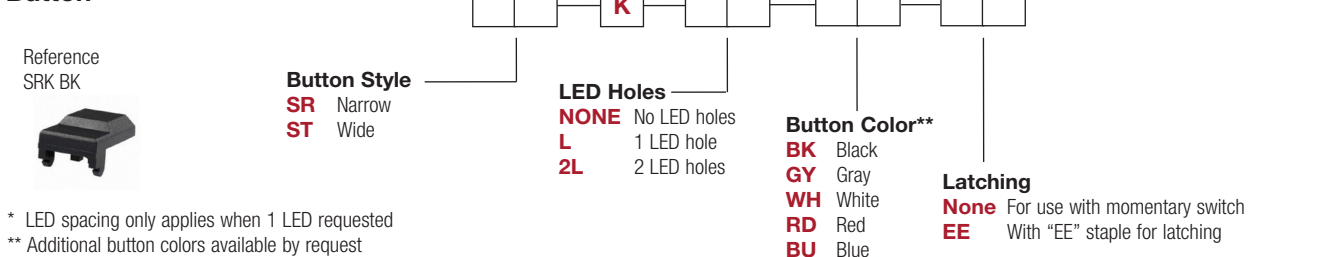
## How To Order

Our easy build-a-switch concept allows you to mix and match options to create the switch you need. To order, select desired option from each category and place it in the appropriate box. **Some of the configurations may not be available or could require some development.**

### Switch



### Button

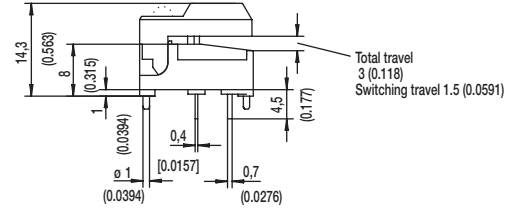


\* LED spacing only applies when 1 LED requested  
 \*\* Additional button colors available by request  
 \*\*\* Additional LED colors available by request including Bi color configurations

# DIGITAST Microminiature SPDT, Key Switches

## DESIGNATION

### SER NARROW BUTTON



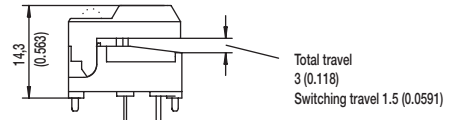
SER

SERL

SER2L



### SET WIDE BUTTON



SET

SETL

SET2L



### SERU NO BUTTON



First Angle  
Projection

Dimensions are shown: mm  
Specifications and dimensions subject to change

# DIGITAST Microminiature SPDT, Key Switches

## LED

### NONE NO LED



### L 1 LEDS

#### 7.62 mm Spacing (TYP No. America)



#### NARROW SPACING (TYP EUROPE)



TOP VIEW OF PCB

### 2L 2 LEDS



⌀ 1.0±0.1 (0.0394±0.00349)

⌀ 1.1±0.05 (0.0433±0.00197)

## BUTTON COLOR

**BK** BLACK

**GY** GRAY

Other button colors available by request [red (RD), green (GN), white (WH), yellow (YE), blue (BU), orange (OG)].

## LED COLOR

OPTION CODE	COLOR
<b>NONE</b>	Models without LED
<b>RD</b>	Red
<b>GN</b>	Green
<b>YE</b>	Yellow

## CONTACT MATERIAL

OPTION CODE	MATERIAL
<b>AU</b>	Gold

## FUNCTION

OPTION CODE	COLOR	SCHEMATIC
<b>OA</b>	Momentary	
<b>EE</b>	Push-Push	



Dimensions are shown: mm  
Specifications and dimensions subject to change

## Looking for pricing, stock, or lifecycle information?

Click below to explore more details on WIN SOURCE:

- ⊖ [View SER BK AU EE](#) on WIN SOURCE
- ⊖ [C&K Components](#) Information

## Optimize Your Supply Chain with WIN SOURCE Solutions

- ✓ Global Sourcing Solution
- ✓ Obsolete Management
- ✓ Cost Control Management
- ✓ Shortage Management
- ✓ Alternative Solution
- ✓ Excess Inventory Management