



# THE DATASHEET OF CY3096



# PTG Programming Kit

## Features

- Supports multiple Cypress EPROM Field Programmable Clock Generators: CY2071AF, CY2291F, CY2292F, CY2292FZ, CY2907F8, and CY2907F14
- Separate device-specific socket adapters
- Allows quick and easy prototyping
- Compact design for ease of portability
- Easy to use interface: Windows 95, Windows 98, and Windows NT 4.0 compatible
- User-friendly CyClocks™ software for JEDEC file development

## Kit Contents

- Programmer Unit
- Serial Port Cable
- AC/DC Adapter
- CD containing
- CyClocks™ Software
- CY\_FTG\_V2 Programmer Software
- Datasheets of supported devices

Device-specific socket adapters for the CY2071AF and CY2292F (socket adapters for the other devices are available separately)

## Functional Description

The CY3670 FTG programming kit provides users with a PC the ability to program Cypress EPROM Field-Programmable Clock Generators quickly and easily. The two setup requirements are a power connection and a serial port connection with the PC, as shown in Figure 1.

Using CyClocks™ software, users configure their parts to given specifications and generate the corresponding JEDEC file.

In addition, CyClocks™ software has PPM optimization and power calculations.

The JEDEC file is then loaded into the CY\_FTG\_V2 software that communicates with the programmer. The CY\_FTG\_V2 software also has blank-check capabilities along with the ability to read, verify and view the EPROM table from a programmed device. This procedure is outlined in Figure 1

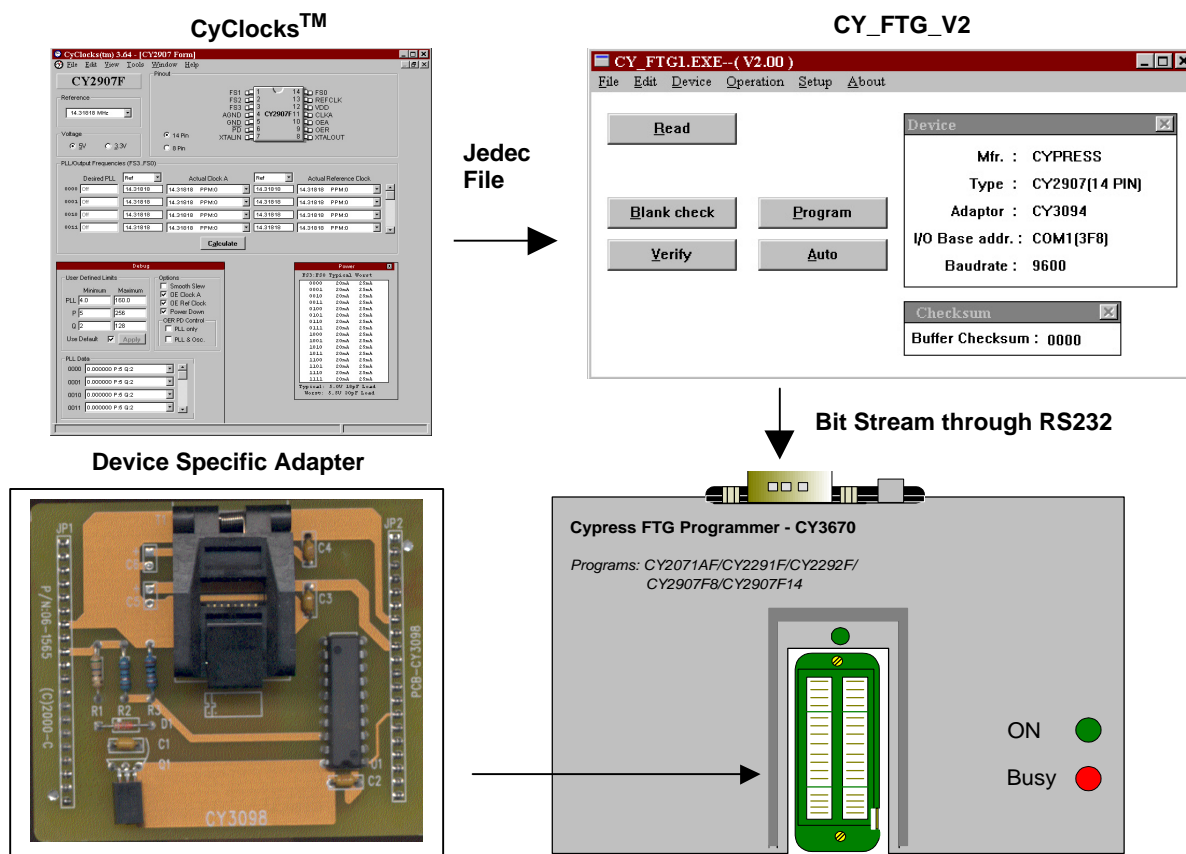


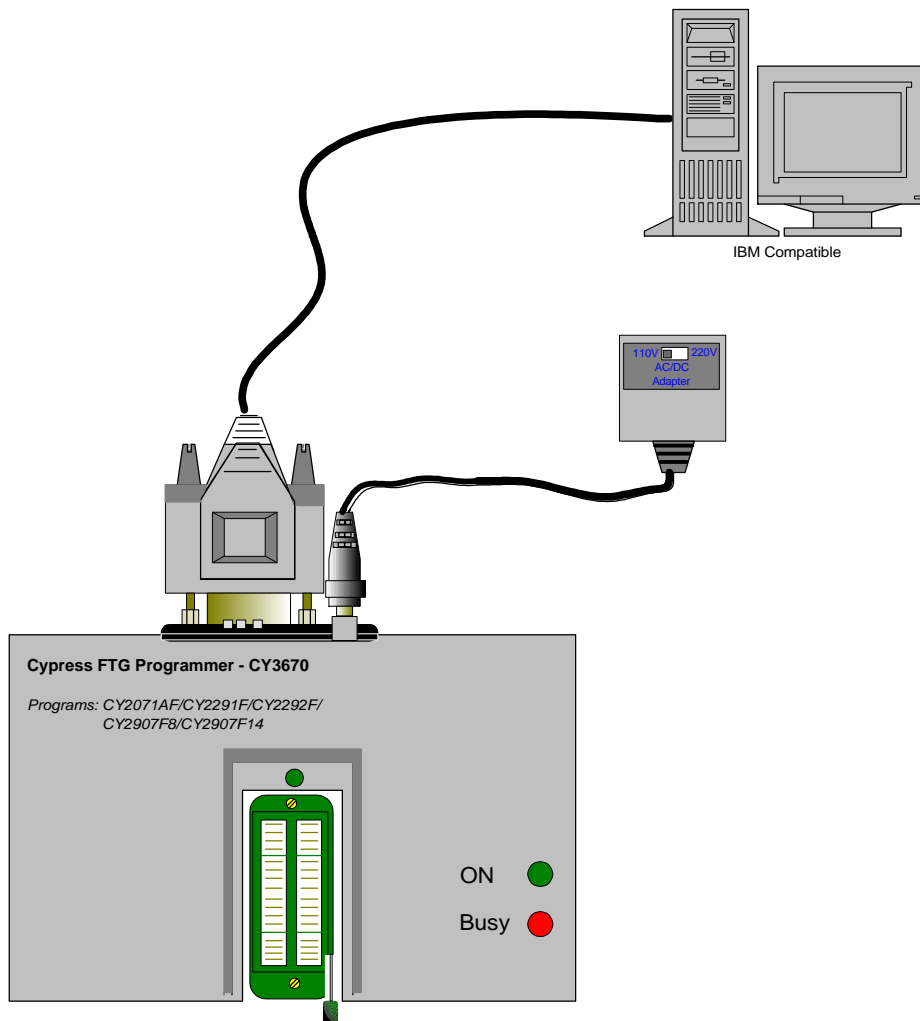
Figure 1. Programming Procedure

## Set Up

### Hardware

The CY3670 FTG programming kit has a very simple setup procedure. As shown in *Figure 2*, the two connections are the power and the RS232 cable to the computer. The programmer must be hooked up to a PC through a serial port and must

receive power through the included AC/DC adapter which is, in turn, hooked up to a standard 110V/220V wall outlet. Then, using the appropriate adapter for the device that is to be programmed, everything needed to program the part is complete.



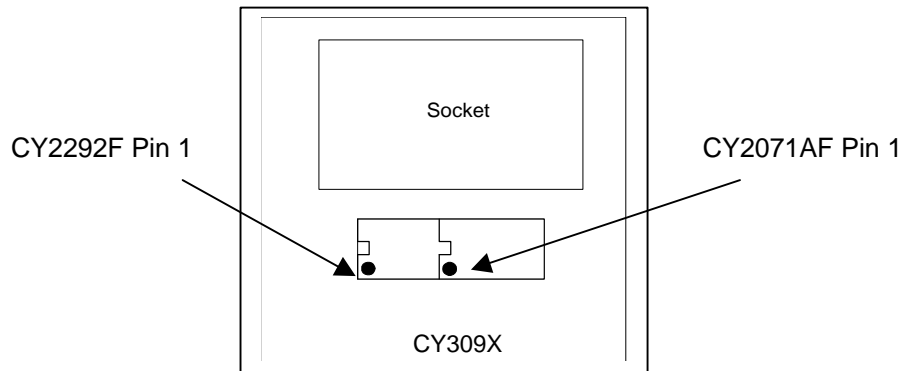
**Figure 2. FTG Programming Kit Setup<sup>[1]</sup>**

**Note:**

1. When plugging the AC/DC adapter into an outlet, be sure to set the 110V/220V switch to the correct setting (110V in the US) as shown on the power adapter in Figure 2. If no switch exists it will automatically select between 110V and 220V.

Figure 3 is a close up of the socket and illustrates the correct orientation for placing the device in the socket. The device should be placed according to the device placement that

appears on each adapter. The dots correspond to pin 1 of the device.



**Figure 3. Device Orientation Diagram On The Adapter**

## Software<sup>[2]</sup>

Setting up the software is just as easy as setting up the hardware. The included CD contains CyClocks™, CY\_FTG\_V2, a readme file, and a folder containing datasheets. The readme file contains information on programming procedures and should be read first.

To install CyClocks™, simply run the setup file in the CyClocks™ folder. It prompts the user with a few questions and the goes through a self-install procedure.

The CY\_FTG\_V2 software does not require installation. Simply copy the CY\_FTG\_V2 directory from the CD to the desired

location on your machine. A COM port and BAUD rate must be set the first time CY\_FTG\_V2 is run.

## Adapters

Depending on the device to be programmed, the appropriate adapter may be included in the kit, or can be ordered from Cypress Semiconductor. To order an adapter, contact your local Cypress FAE or go to <http://www.cypress.com/design/store/eprom.html>. Table 1 below lists the available adapters and their corresponding devices.

Adapter Number	Programming Device
CY3093	CY2291F
CY3095	CY2292F
CY3096	CY2071AF
CY3097	CY2907F8
CY3098	CY2907F14
CY3099	CY2292FZ

### Notes:

2. Be sure to check for CyClocks™ updates at <http://www.cypress.com/design/products/clock/clocks.html>



## Ordering Information

Ordering Code	Operating Voltage
CY3670	110V / 220V

<b>Document Title: CY3670 PTG Programming Kit</b> <b>Document Number: 38-07410</b>				
<b>REV.</b>	<b>ECN NO.</b>	<b>Issue Date</b>	<b>Orig. of Change</b>	<b>Description of Change</b>
NEW	114457	03/22/02	CKN	New Datasheet

## Looking for pricing, stock, or lifecycle information?

Click below to explore more details on WIN SOURCE:

-  [View CY3096 on WIN SOURCE](#)
-  [Infineon Technologies](#) Information

## Optimize Your Supply Chain with WIN SOURCE Solutions

-  Global Sourcing Solution
-  Obsolete Management
-  Cost Control Management
-  Shortage Management
-  Alternative Solution
-  Excess Inventory Management