

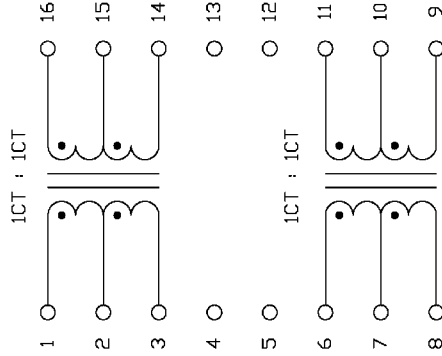


**THE DATASHEET OF**  
**S558-5999-03-F**



THE INFORMATION CONTAINED HEREIN IS CONSIDERED PROPRIETARY TO BEL FUSE INC. AND SHALL NOT BE COPIED, REPRODUCED OR DISCLOSED WITHOUT THE WRITTEN APPROVAL OF BEL FUSE INC.

SCHEMATIC



ELECTRICAL SPECIFICATION

TURNS RATIO : ICT : 1 & 1  
 POLARITY : 420 , WITH  
 DCL : 550 , WITH  
 PIN (1-3) = (6-8)  
 INSERTION LOSS : 1 dB  
 RETURN LOSS : 16 dB / 10 dB  
 HIPOT : PER

ORIGINATED BY : HQ  
 DATE : 04-24-06  
 DRAWN BY : DQ Chen  
 DATE : 04-24-06

TITLE : ELECTRICAL SPECIFICATION  
 S558-5999-03-F

PART NO. / DRAWING NO. : X558599903-F  
 FILE NAME : X558599903FA.DWG

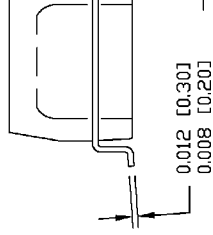
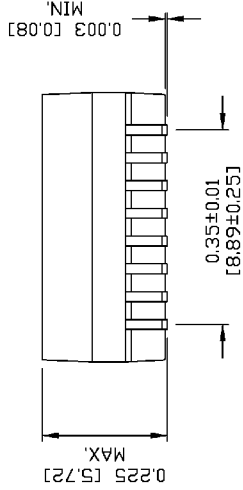
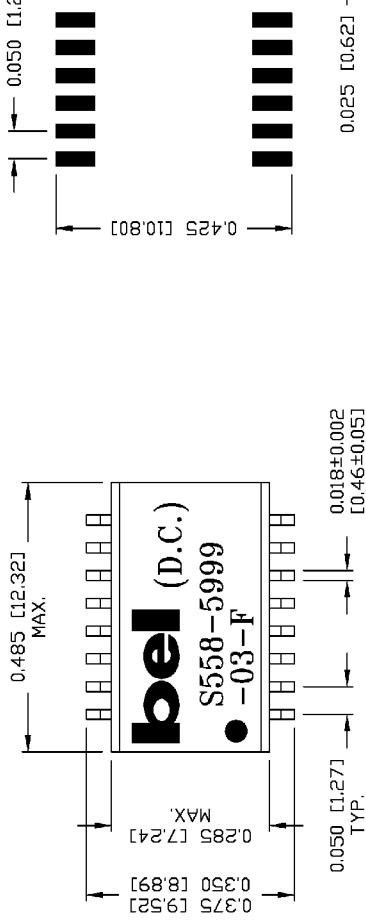
STANDARD DIM	TOL. IN INCH
X	X
XX	XX
XXX	XXX

DC0082/2/032305

This document is electronically generated. This is a controlled copy if used.

THE INFORMATION CONTAINED HEREIN IS CONSIDERED "PROPRIETARY" TO BEL FUSE INC. AND SHALL NOT BE COPIED, REPRODUCED OR DISCLOSED WITHOUT THE WRITTEN APPROVAL OF BEL FUSE INC.

SUGGESTED PCB PAD



NOTES:

1. STANDARD MARKING REFER TO DOC. HAND-WORK-04.
2. PACKAGE CODE: "0BS001".

ORIGINATED BY	DATE	TITLE
HO	04-24-06	MECHANICAL DRAWING
DRAWN BY	DATE	S558-5999-03-F
DQ Chen	04-24-06	

PART NO. / DRAWING NO.	X558599903-F
FILE NAME	X558599903FA.DWG



STANDARD DIM.	TOL. IN INCH
X	X
XX	±0.01
XXX	±0.00

DC0002(2)052305







This document is electronically generated. This is a controlled copy if used.

# Looking for pricing, stock, or lifecycle information?

Click below to explore more details on WIN SOURCE:

-  [View S558-5999-03-F on WIN SOURCE](#)
-  [Bel Fuse Inc. Information](#)

## Optimize Your Supply Chain with WIN SOURCE So

-  Global Sourcing Solution
-  Obsolete Management
-  Cost Control Management
-  Shortage Management
-  Alternative Solution
-  Excess Inventory Management