



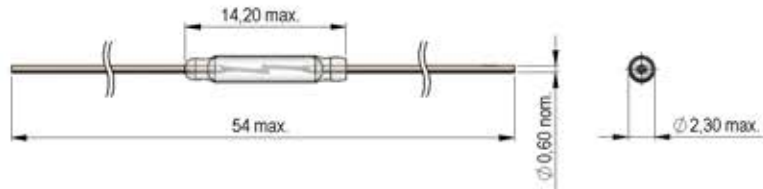
**THE DATASHEET OF
SW GP560/10-15 AT**



Dimensions mm[inch]

 tolerances acc. to DIN ISO 2768-m
 Toleranzen gem. DIN ISO 2768-m

Isometric

 Scale 1:1
 Maßstab 1:1


Magnetic properties	Conditions	Min	Typ	Max	Unit
Pull-In excitation (Reference value)	Reed switch unmodified measured in coil- "define operation"	10		15	AT
Test-Coil	Reed switch unmodified	KMS-01			



Contact data 05/2	Conditions	Min	Typ	Max	Unit
Contact - No.		05/2			
Contact-form		A			
Contact-material		PGM-alloy			
Contact rating	Any DC combination of V & A not to exceed their individual max.'s			10	W
Switching voltage	DC or Peak AC			200	V
Switching current	DC or Peak AC			1	A
Carry current	DC or Peak AC			1,5	A
Contact resistance static	Start value			100	mOhm
Insulation resistance	RH <45 %, 100 V test voltage	10			GOhm
Breakdown voltage	according to EN 60255-5	300			VDC
Operate time incl. bounce				0,5	ms
Release time	measured with no coil excitation			0,1	ms
Capacity	@ 10 kHz across open switch		0,2		pF

Special Product Data	Conditions	Min	Typ	Max	Unit
Reach / RoHS conformity		yes			



Environmental data	Conditions	Min	Typ	Max	Unit
Shock	1/2 sine, duration 11ms, in 3 axis			100	g
Vibration	from 10 - 2000 Hz			50	g
Operating temperature		-40		125	°C
Storage temperature		-50		155	°C
Soldering temperature	wave soldering max. 5 sec.			260	°C

Looking for pricing, stock, or lifecycle information?

Click below to explore more details on WIN SOURCE:

-  [View SW GP560/10-15 AT on WIN SOURCE](#)
-  [Standex-Meder Electronics Information](#)

Optimize Your Supply Chain with WIN SOURCE Solutions

-  Global Sourcing Solution
-  Obsolete Management
-  Cost Control Management
-  Shortage Management
-  Alternative Solution
-  Excess Inventory Management