



**THE DATASHEET OF  
LS A676-R1S1-1-0-20-R33-Z**



# OSRAM LS A676

## Datasheet

Discontinued

Published by **ams-OSRAM AG**

Tobelbader Strasse 30, 8141 Premstaetten, Austria

Phone +43 3136 500-0

[ams-osram.com](http://ams-osram.com)

© All rights reserved



SIDELED®

# LS A676



## Applications

- Ambient Lighting
- Static Signaling

## Features

- Package: white SMT package, colorless clear resin
- Chip technology: InGaAlP
- Typ. Radiation: 120° (Lambertian emitter)
- Color:  $\lambda_{\text{dom}} = 633 \text{ nm}$  (● super red)
- Corrosion Robustness Class: 3B
- Qualifications: The product qualification test plan is based on the guidelines of AEC-Q101-REV-C, Stress Test Qualification for Automotive Grade Discrete Semiconductors.
- ESD: 2 kV acc. to ANSI/ESDA/JEDEC JS-001 (HBM)

---

## Ordering Information

| Type           | Luminous Intensity <sup>1)</sup><br>$I_F = 20 \text{ mA}$<br>$I_v$ | Ordering Code |
|----------------|--|---------------|
| LS A676-P2S1-1 | 56 ... 224 mcd   | Q65110A2261   |

---

## Maximum Ratings

| Parameter  | Symbol    |      | Values  |
|--|-----------|------|---------|
| Operating Temperature  | $T_{op}$  | min. | -40 °C  |
|  |           | max. | 100 °C  |
| Storage Temperature  | $T_{stg}$ | min. | -40 °C  |
|  |           | max. | 100 °C  |
| Junction Temperature   | $T_j$     | max. | 125 °C  |
| Forward current<br>$T_s = 25\text{ °C}$  | $I_F$     | max. | 30 mA   |
| Surge current<br>$t \leq 10\text{ }\mu\text{s}$ ; $D = 0.005$ ; $T_s = 25\text{ °C}$ | $I_{FS}$  | max. | 1000 mA |
| Reverse voltage <sup>2)</sup><br>$T_s = 25\text{ °C}$                                | $V_R$     | max. | 12 V    |
| ESD withstand voltage<br>acc. to ANSI/ESDA/JEDEC JS-001 (HBM)                        | $V_{ESD}$ |      | 2 kV    |

## Characteristics

$I_F = 20 \text{ mA}$ ;  $T_S = 25 \text{ }^\circ\text{C}$

| Parameter   | Symbol                              |                      | Values                                 |
|---|-------------------------------------|----------------------|--|
| Peak Wavelength   | $\lambda_{\text{peak}}$             | typ.                 | 645 nm                                 |
| Dominant Wavelength <sup>3)</sup><br>$I_F = 20 \text{ mA}$  | $\lambda_{\text{dom}}$              | min.<br>typ.<br>max. | 627 nm<br>633 nm<br>634 nm             |
| Spectral Bandwidth at 50% $I_{\text{rel,max}}$  | $\Delta\lambda$                     | typ.                 | 16 nm                                  |
| Viewing angle at 50% $I_V$  | $2\phi$                             | typ.                 | 120 °                                  |
| Forward Voltage <sup>4)</sup><br>$I_F = 20 \text{ mA}$  | $V_F$                               | min.<br>typ.<br>max. | 1.80 V<br>2.00 V<br>2.30 V             |
| Reverse current <sup>2)</sup><br>$V_R = 12 \text{ V}$   | $I_R$                               | typ.<br>max.         | 0.01 $\mu\text{A}$<br>10 $\mu\text{A}$ |
| Temperature Coefficient of Peak Wavelength<br>$-10^\circ\text{C} \leq T \leq 100^\circ\text{C}$     | $\text{TC}_{\lambda_{\text{peak}}}$ | typ.                 | 0.14 nm / K                            |
| Temperature Coefficient of Dominant Wavelength<br>$-10^\circ\text{C} \leq T \leq 100^\circ\text{C}$ | $\text{TC}_{\lambda_{\text{dom}}}$  | typ.                 | 0.05 nm / K                            |
| Temperature Coefficient of Forward Voltage<br>$-10^\circ\text{C} \leq T \leq 100^\circ\text{C}$     | $\text{TC}_{V_F}$                   | typ.                 | -2 mV / K                              |
| Real thermal resistance junction/ambient <sup>5)6)</sup>  | $R_{\text{thJA real}}$              | max.                 | 530 K / W                              |
| Real thermal resistance junction/solderpoint <sup>5)</sup>  | $R_{\text{thJS real}}$              | max.                 | 300 K / W                              |

## Brightness Groups

| Group | Luminous Intensity <sup>1)</sup><br>$I_F = 20 \text{ mA}$<br>min.<br>$I_v$ | Luminous Intensity <sup>1)</sup><br>$I_F = 20 \text{ mA}$<br>max.<br>$I_v$ | Luminous Flux <sup>7)</sup><br>$I_F = 20 \text{ mA}$<br>typ.<br>$\Phi_v$ |
|-------|--|--|--|
| P2    | 56 mcd   | 71 mcd   | 191 mlm  |
| Q1    | 71 mcd   | 90 mcd   | 242 mlm  |
| Q2    | 90 mcd   | 112 mcd  | 303 mlm  |
| R1    | 112 mcd  | 140 mcd  | 378 mlm  |
| R2    | 140 mcd  | 180 mcd  | 480 mlm  |
| S1    | 180 mcd  | 224 mcd  | 606 mlm  |

## Wavelength Groups

| Group | Dominant Wavelength <sup>3)</sup><br>$I_F = 20 \text{ mA}$<br>min.<br>$\lambda_{\text{dom}}$ | Dominant Wavelength <sup>3)</sup><br>$I_F = 20 \text{ mA}$<br>max.<br>$\lambda_{\text{dom}}$ |
|-------|--|--|
| 1     | 627 nm   | 634 nm   |

---

## Wavelength Groups

- super red

Group

---

1

---

## Wavelength Groups

## Wavelength Groups

## Wavelength Groups

## Wavelength Groups

## Wavelength Groups

Group

---

---

## Wavelength Groups

- super red

Group

---

1

---

## Wavelength Groups

## Wavelength Groups

## Wavelength Groups

## Wavelength Groups

---

## Group Name on Label

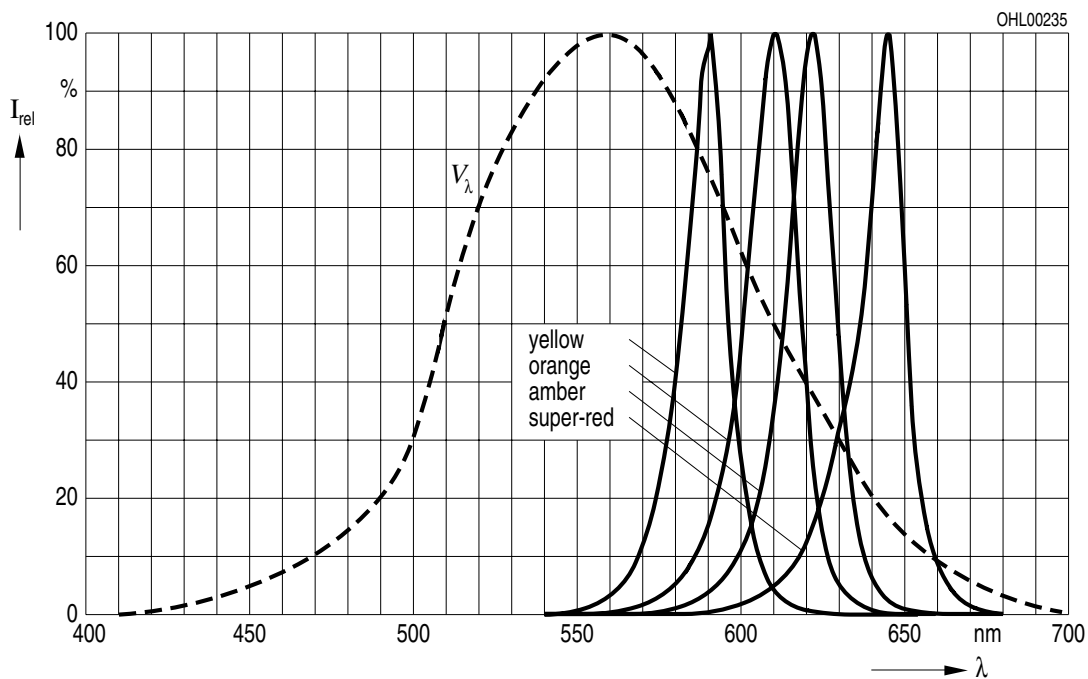
### Example: P2-1

| Brightness | Wavelength |
|------------|------------|
| P2         | 1          |

---

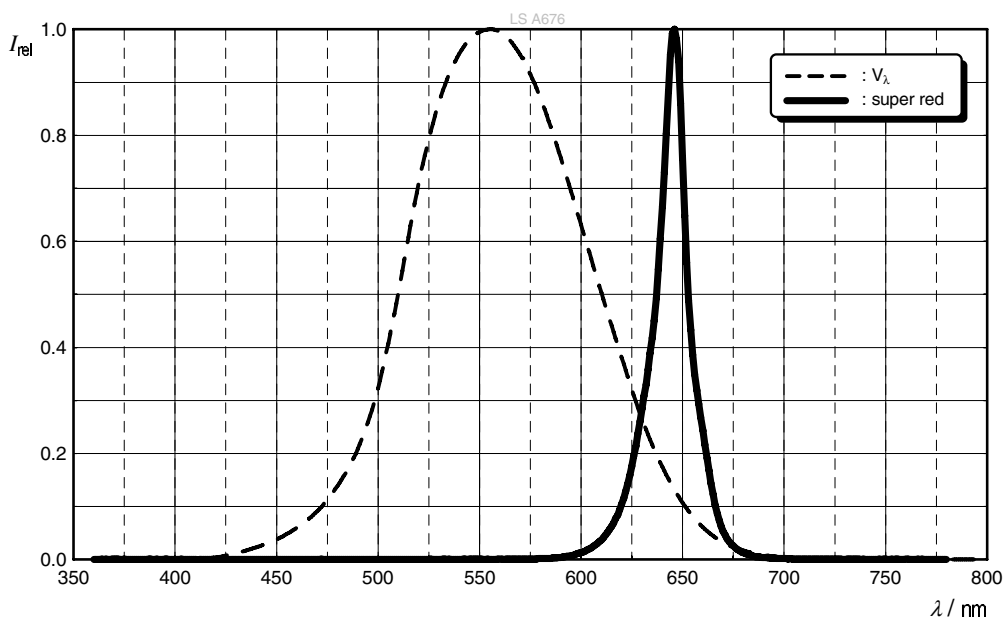
### Relative Spectral Emission <sup>7)</sup>

$I_{rel} = f(\lambda); I_F = 20 \text{ mA}; T_S = 25 \text{ }^\circ\text{C}$



### Relative Spectral Emission <sup>7)</sup>

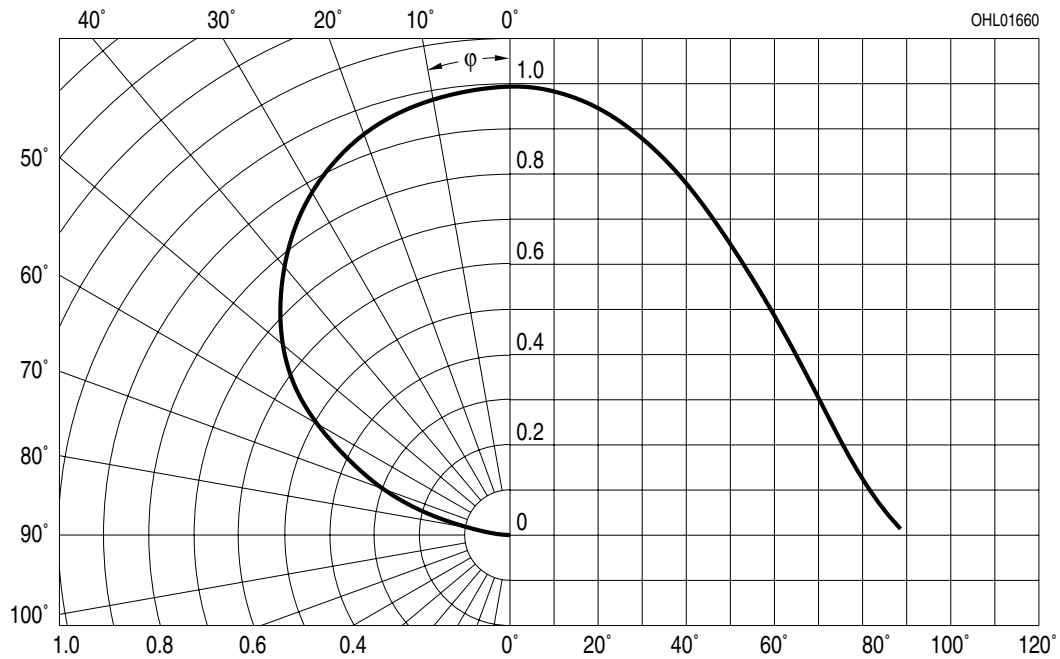
$I_{rel} = f(\lambda); I_F = 20 \text{ mA}; T_S = 25 \text{ }^\circ\text{C}$



Discontinued

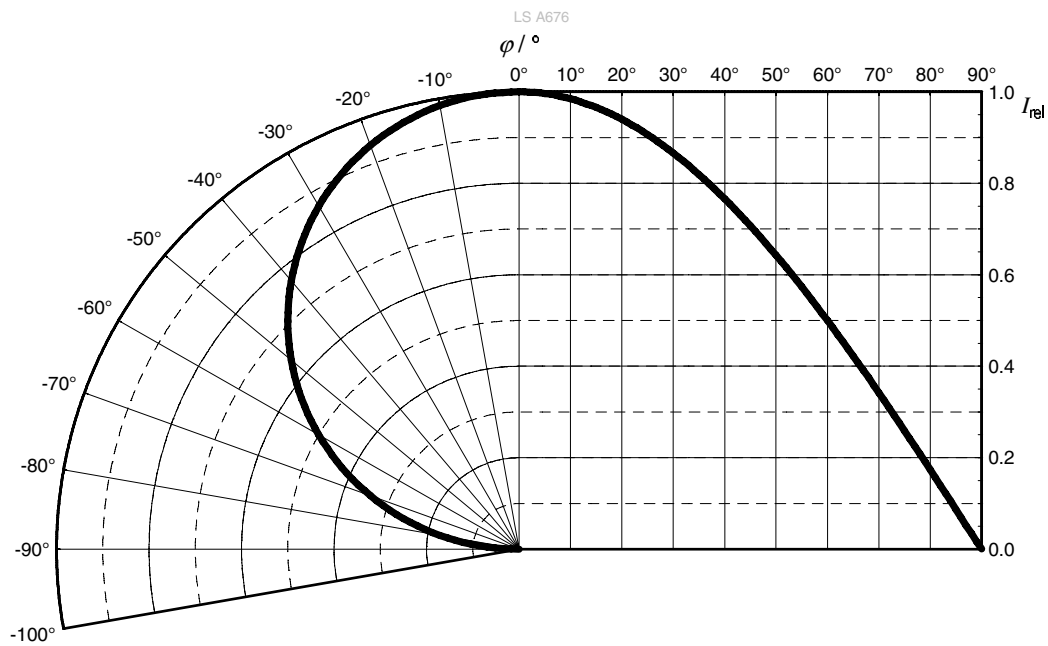
### Radiation Characteristics <sup>7)</sup>

$I_{rel} = f(\phi); T_S = 25\text{ °C}$



### Radiation Characteristics <sup>7)</sup>

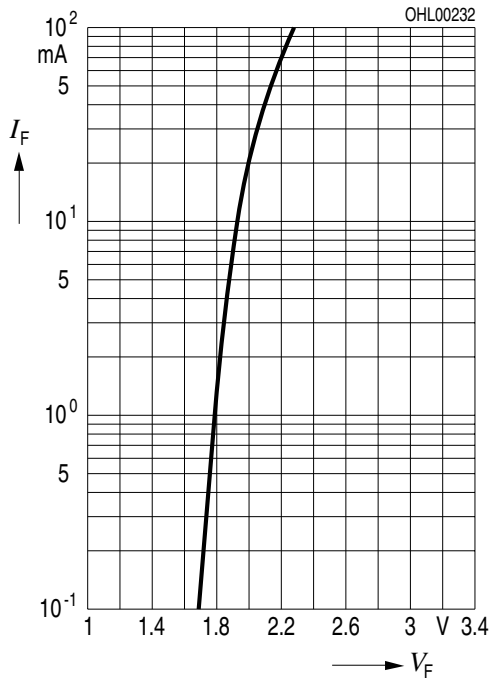
$I_{rel} = f(\phi); T_S = 25\text{ °C}$



Discontinued

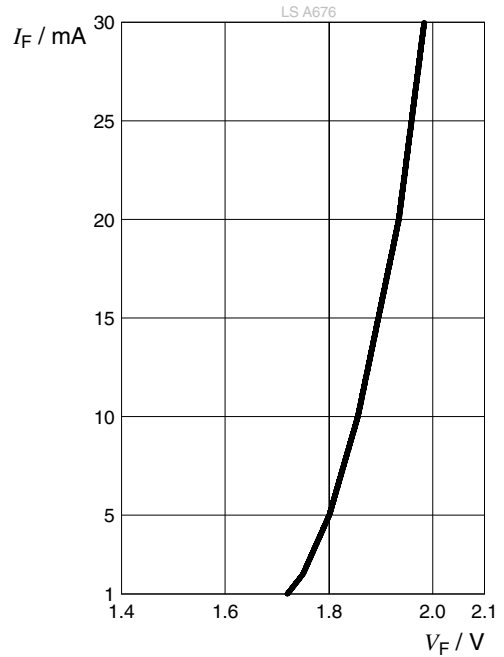
**Forward current** 7)

$I_F = f(V_F); T_S = 25\text{ °C}$



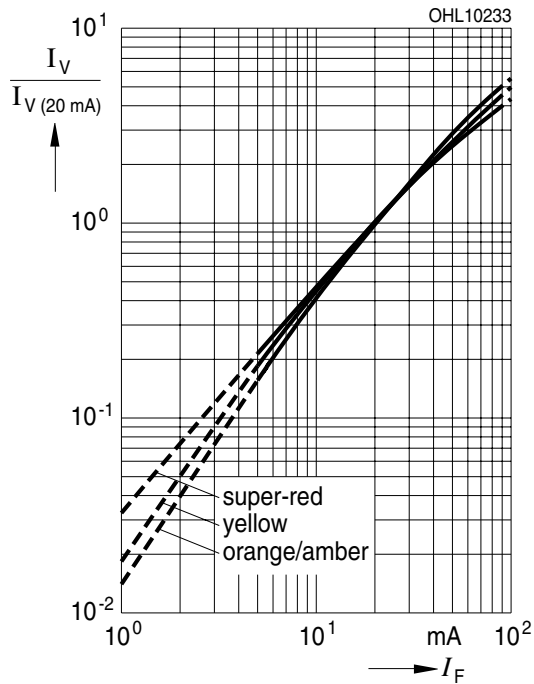
**Forward current** 7)

$I_F = f(V_F); T_S = 25\text{ °C}$



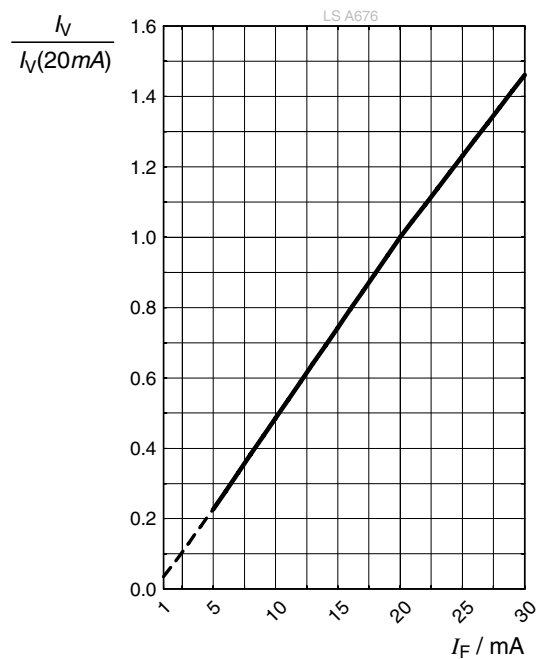
**Relative Luminous Intensity** 7), 8)

$I_V/I_V(20\text{ mA}) = f(I_F); T_S = 25\text{ °C}$



**Relative Luminous Intensity** 7), 8)

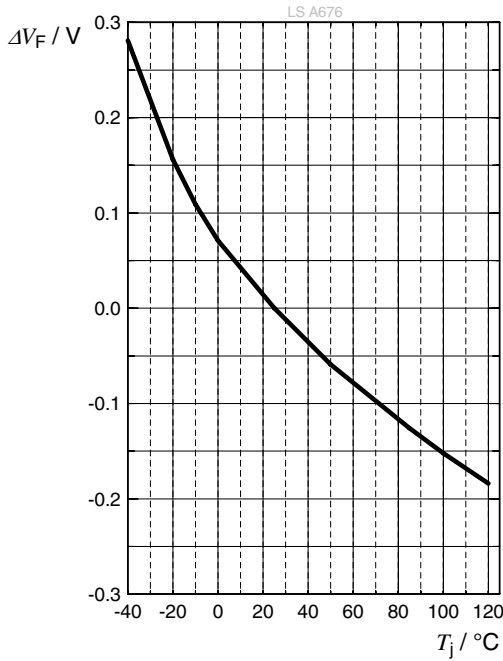
$I_V/I_V(20\text{ mA}) = f(I_F); T_S = 25\text{ °C}$



Discontinued

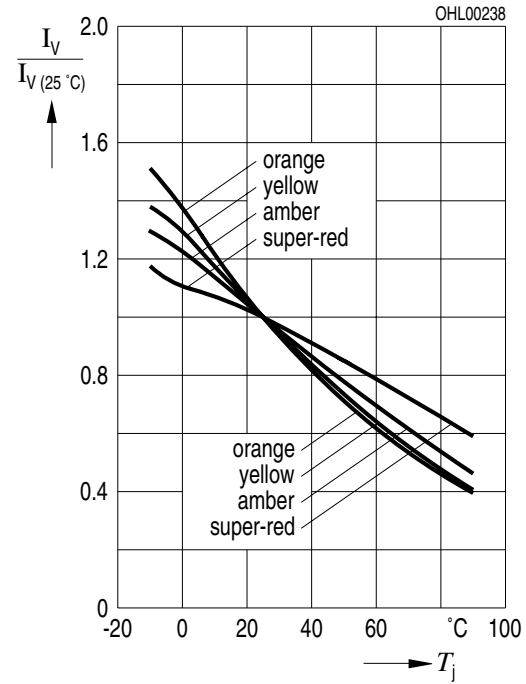
**Forward Voltage** <sup>7)</sup>

$\Delta V_F = V_F - V_F(25\text{ }^\circ\text{C}) = f(T_j); I_F = 20\text{ mA}$



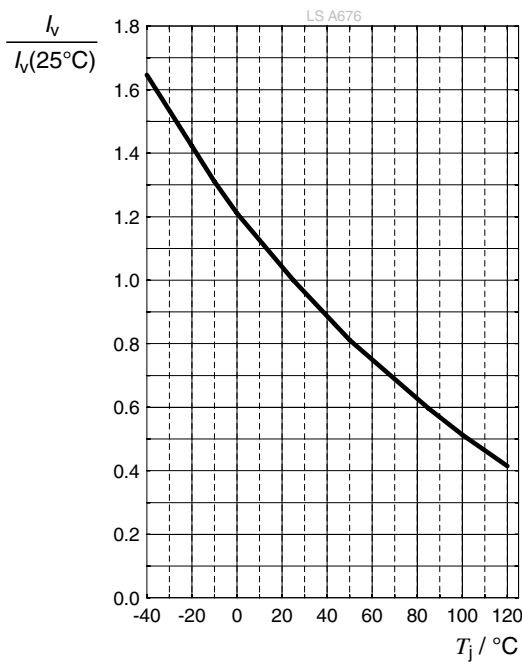
**Relative Luminous Intensity** <sup>7)</sup>

$I_V / I_V(25\text{ }^\circ\text{C}) = f(T_j); I_F = 20\text{ mA}$



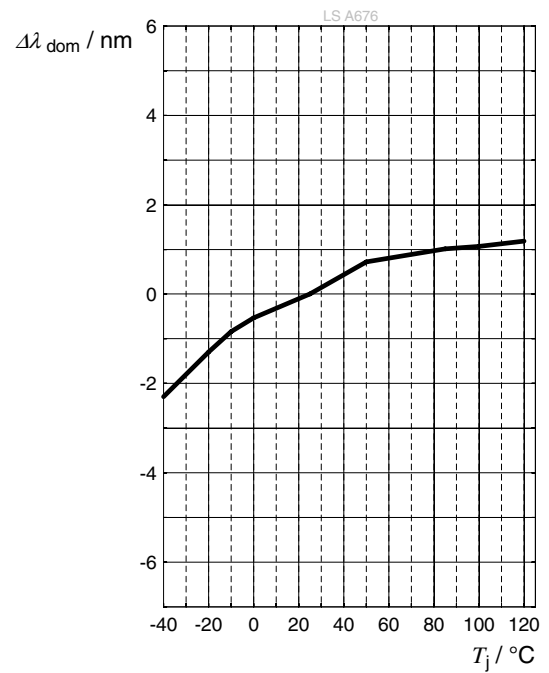
**Relative Luminous Intensity** <sup>7)</sup>

$I_V / I_V(25\text{ }^\circ\text{C}) = f(T_j); I_F = 20\text{ mA}$



**Dominant Wavelength** <sup>7)</sup>

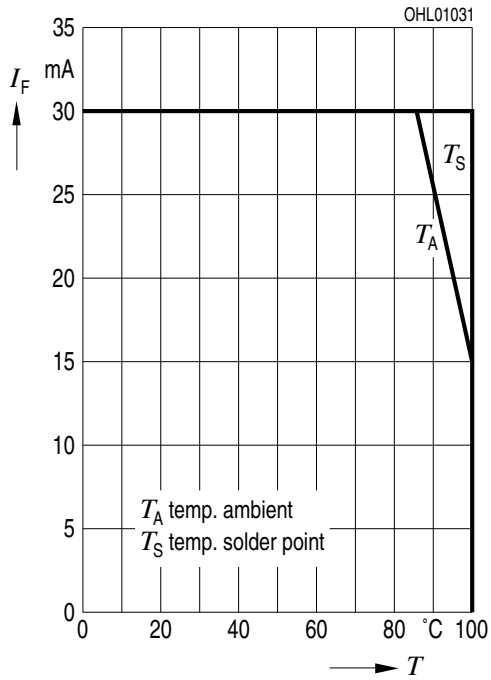
$\lambda_{\text{dom}} = f(T_j); I_F = 20\text{ mA}$



Discontinued

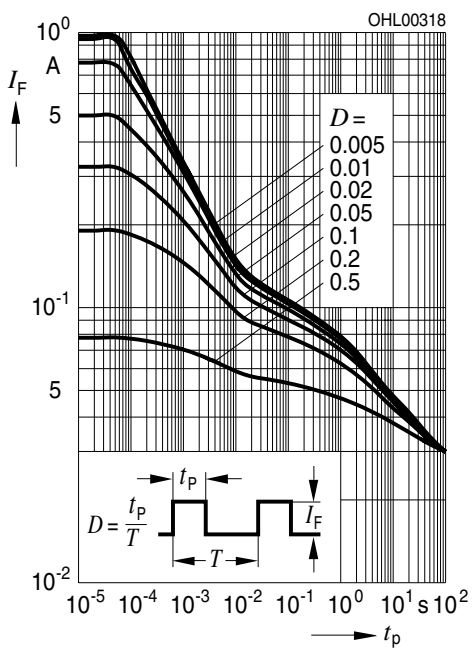
### Max. Permissible Forward Current

$I_F = f(T)$



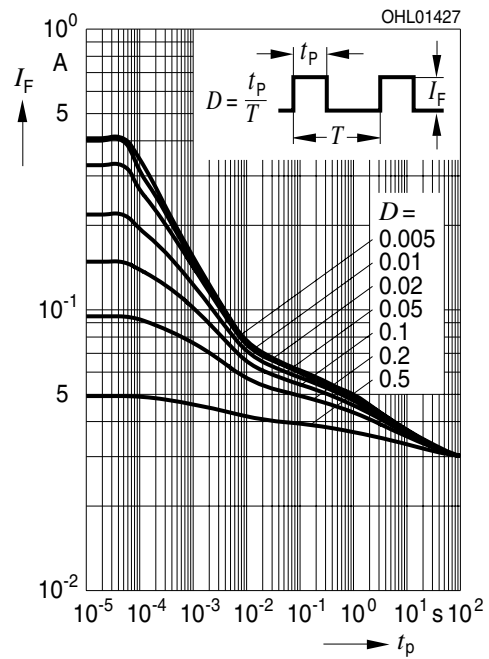
### Permissible Pulse Handling Capability

$I_F = f(t_p)$ ; D: Duty cycle;  $T_S = 25\text{ °C}$



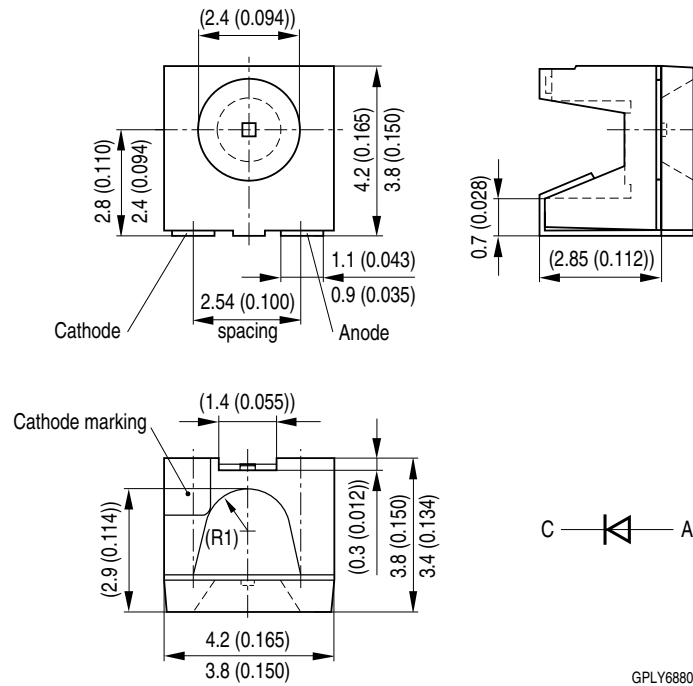
### Permissible Pulse Handling Capability

$I_F = f(t_p)$ ; D: Duty cycle;  $T_S = 85\text{ °C}$



Discontinued

## Dimensional Drawing <sup>9)</sup>



## Further Information:

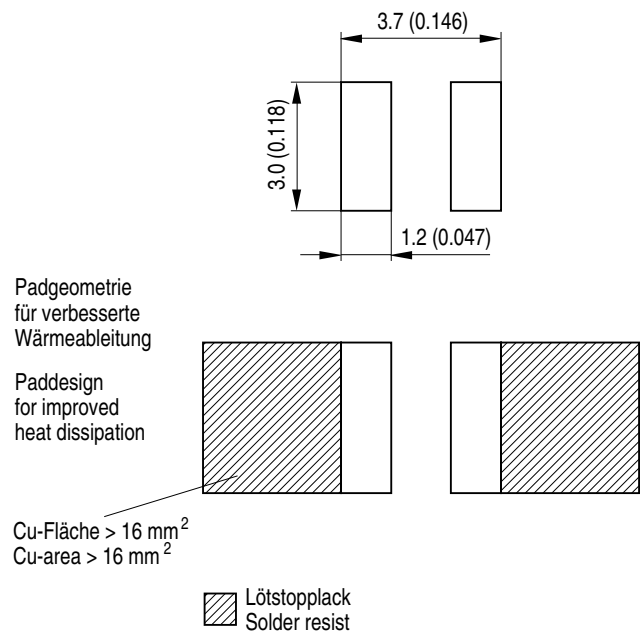
**Approximate Weight:** 67.0 mg

**Package marking:** Cathode

**Corrosion test:** Class: 3B

Test condition: 40°C / 90 % RH / 15 ppm H<sub>2</sub>S / 14 days (stricter than IEC 60068-2-43)

Recommended Solder Pad <sup>9)</sup>

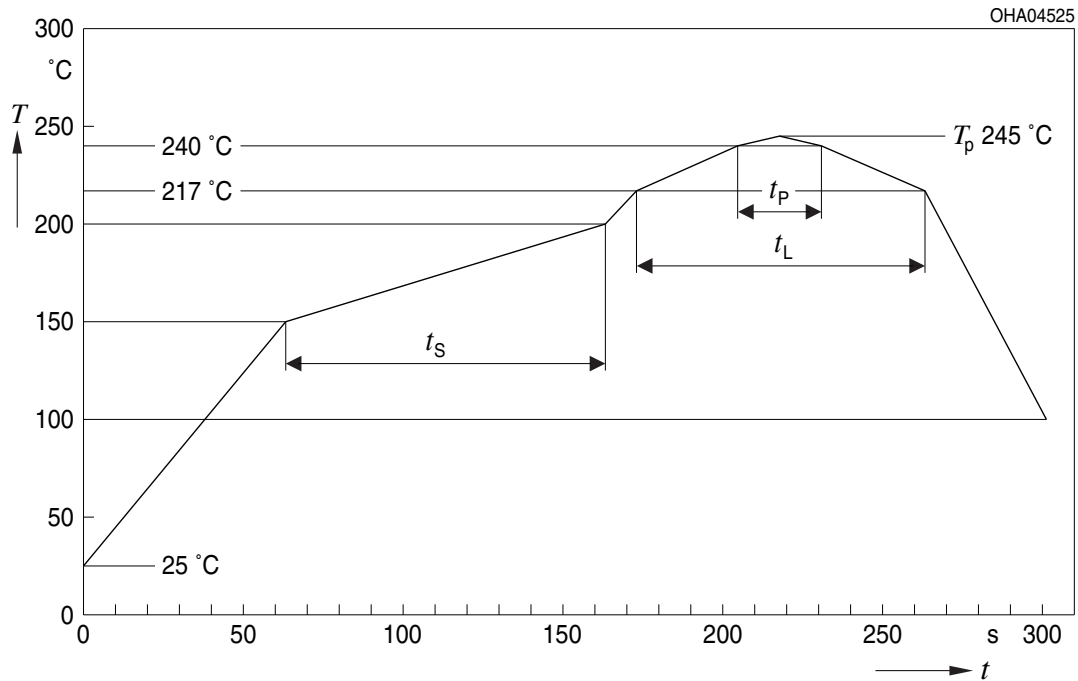


OHLPY965

For superior solder joint connectivity results we recommend soldering under standard nitrogen atmosphere.

## Reflow Soldering Profile

Product complies to MSL Level 2 acc. to JEDEC J-STD-020E

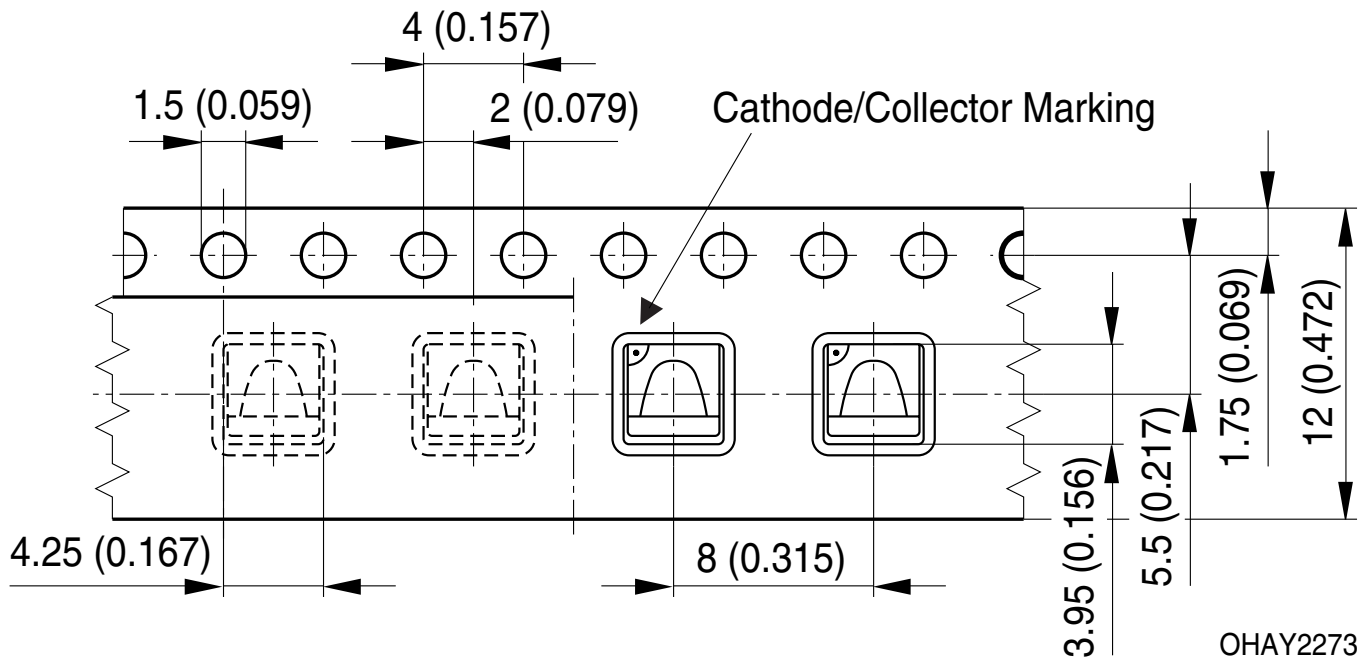


| Profile Feature   | Symbol | Pb-Free (SnAgCu) Assembly |                |         | Unit |
|---|--------|---------------------------|----------------|---------|------|
|   |        | Minimum                   | Recommendation | Maximum |      |
| Ramp-up rate to preheat <sup>)</sup><br>25 °C to 150 °C           |        |                           | 2              | 3       | K/s  |
| Time $t_s$<br>$T_{Smin}$ to $T_{Smax}$                            | $t_s$  | 60                        | 100            | 120     | s    |
| Ramp-up rate to peak <sup>)</sup><br>$T_{Smax}$ to $T_p$          |        |                           | 2              | 3       | K/s  |
| Liquidus temperature  | $T_L$  |                           | 217            |         | °C   |
| Time above liquidus temperature                                   | $t_L$  |                           | 80             | 100     | s    |
| Peak temperature  | $T_p$  |                           | 245            | 250     | °C   |
| Time within 5 °C of the specified peak<br>temperature $T_p - 5$ K | $t_p$  | 10                        | 20             | 30      | s    |
| Ramp-down rate*<br>$T_p$ to 100 °C                                |        |                           | 3              | 4       | K/s  |
| Time<br>25 °C to $T_p$  |        |                           |                | 480     | s    |

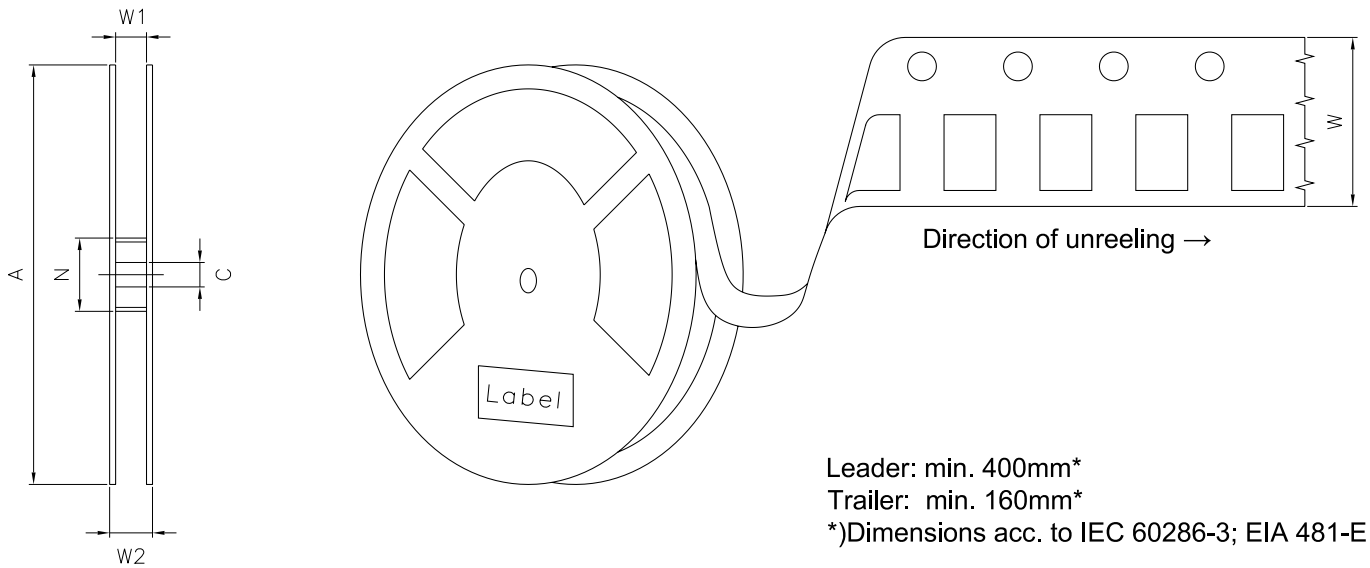
All temperatures refer to the center of the package, measured on the top of the component  
\* slope calculation  $DT/Dt$ :  $Dt$  max. 5 s; fulfillment for the whole T-range

Discontinued

Taping <sup>9)</sup>



Tape and Reel <sup>10)</sup>



Reel Dimensions




| A      | W                   | N <sub>min</sub> | W <sub>1</sub> | W <sub>2max</sub> | Pieces per PU |
|--------|---------------------|------------------|----------------|-------------------|---------------|
| 330 mm | 12 + 0.3 / - 0.1 mm | 60 mm            | 12.4 + 2 mm    | 18.4 mm           | 2000          |

**Barcode-Product-Label (BPL)**


**OSRAM Opto Semiconductors** LX XXXX    BIN1: XX-XX-X-XXX-X

RoHS Compliant

(6P) BATCH NO: 1234567890 ML Temp    ST  
X    XXX °C X






(1T) LOT NO: 1234567890 (9D) D/C: 1234



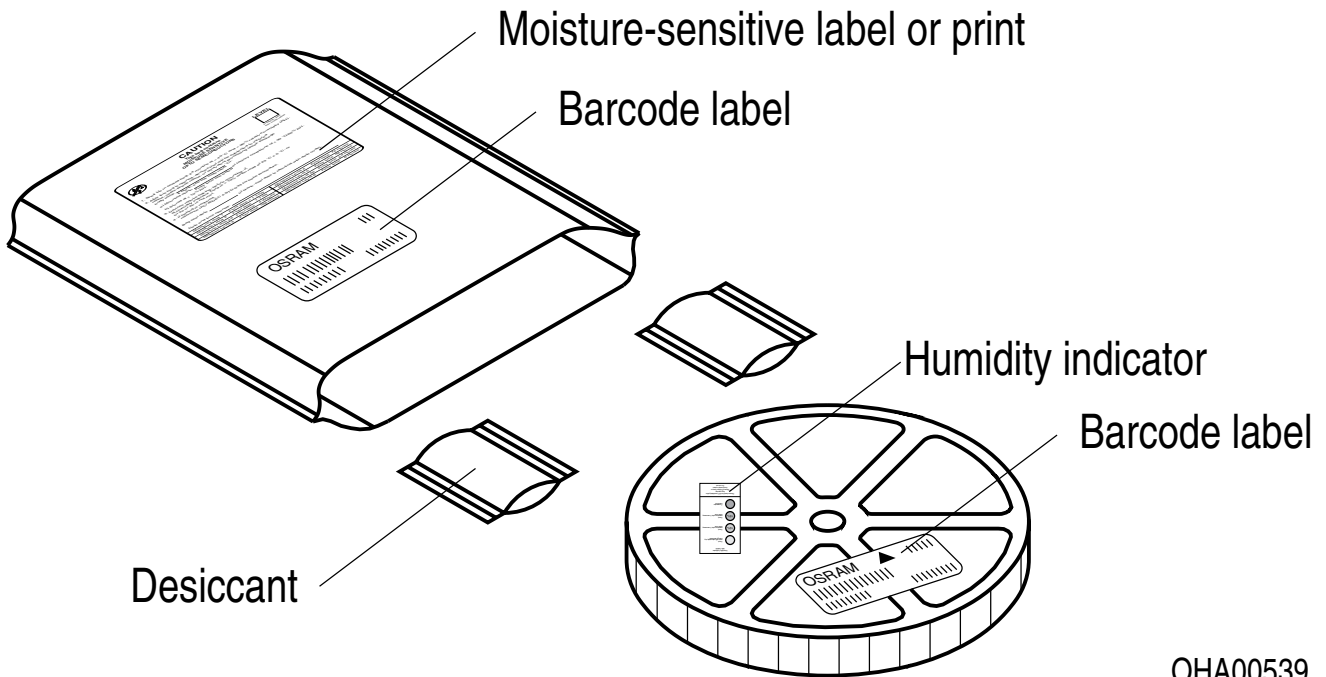
Pack: RXX  
DEMY    XXX  
X\_X123\_1234.1234 X

(X) PROD NO: 123456789(Q)QTY: 9999 (G) GROUP: XX-XX-X-X



OHA04563

**Dry Packing Process and Materials** <sup>9)</sup>



OHA00539

Moisture-sensitive product is packed in a dry bag containing desiccant and a humidity card according JEDEC-STD-033.

Discontinued



---

## Notes

The evaluation of eye safety occurs according to the standard IEC 62471:2006 (photo biological safety of lamps and lamp systems). Within the risk grouping system of this IEC standard, the device specified in this data sheet fall into the class **exempt group (exposure time 10000 s)**. Under real circumstances (for exposure time, conditions of the eye pupils, observation distance), it is assumed that no endangerment to the eye exists from these devices. As a matter of principle, however, it should be mentioned that intense light sources have a high secondary exposure potential due to their blinding effect. When looking at bright light sources (e.g. headlights), temporary reduction in visual acuity and afterimages can occur, leading to irritation, annoyance, visual impairment, and even accidents, depending on the situation.

Subcomponents of this device contain, in addition to other substances, metal filled materials including silver. Metal filled materials can be affected by environments that contain traces of aggressive substances. Therefore, we recommend that customers minimize device exposure to aggressive substances during storage, production, and use. Devices that showed visible discoloration when tested using the described tests above did show no performance deviations within failure limits during the stated test duration. Respective failure limits are described in the IEC60810.

For further application related information please visit [www.osram-os.com/appnotes](http://www.osram-os.com/appnotes)

---

## Disclaimer

### Attention please!

The information describes the type of component and shall not be considered as assured characteristics. Terms of delivery and rights to change design reserved. Due to technical requirements components may contain dangerous substances.

For information on the types in question please contact our Sales Organization.

If printed or downloaded, please find the latest version on our website.

### Packing

Please use the recycling operators known to you. We can also help you – get in touch with your nearest sales office. By agreement we will take packing material back, if it is sorted. You must bear the costs of transport. For packing material that is returned to us unsorted or which we are not obliged to accept, we shall have to invoice you for any costs incurred.

### Product and functional safety devices/applications or medical devices/applications

Our components are not developed, constructed or tested for the application as safety relevant component or for the application in medical devices.

Our products are not qualified at module and system level for such application.

In case buyer – or customer supplied by buyer – considers using our components in product safety devices/ applications or medical devices/applications, buyer and/or customer has to inform our local sales partner immediately and we and buyer and /or customer will analyze and coordinate the customer-specific request between us and buyer and/or customer.

## Glossary

- 1) **Brightness:** Brightness values are measured during a current pulse of typically 25 ms, with an internal reproducibility of  $\pm 8\%$  and an expanded uncertainty of  $\pm 11\%$  (acc. to GUM with a coverage factor of  $k = 3$ ).
- 2) **Reverse Operation:** This product is intended to be operated applying a forward current within the specified range. Applying any continuous reverse bias or forward bias below the voltage range of light emission shall be avoided because it may cause migration which can change the electro-optical characteristics or damage the LED.
- 3) **Wavelength:** The wavelength is measured at a current pulse of typically 25 ms, with an internal reproducibility of  $\pm 0.5$  nm and an expanded uncertainty of  $\pm 1$  nm (acc. to GUM with a coverage factor of  $k = 3$ ).
- 4) **Forward Voltage:** The forward voltage is measured during a current pulse of typically 8 ms, with an internal reproducibility of  $\pm 0.05$  V and an expanded uncertainty of  $\pm 0.1$  V (acc. to GUM with a coverage factor of  $k = 3$ ).
- 5) **Thermal Resistance:**  $R_{th\ max}$  is based on statistic values ( $6\sigma$ ).
- 6) **Thermal Resistance:**  $R_{thJA}$  results from mounting on PC board FR 4 (pad size 16 mm<sup>2</sup> per pad)
- 7) **Typical Values:** Due to the special conditions of the manufacturing processes of semiconductor devices, the typical data or calculated correlations of technical parameters can only reflect statistical figures. These do not necessarily correspond to the actual parameters of each single product, which could differ from the typical data and calculated correlations or the typical characteristic line. If requested, e.g. because of technical improvements, these typ. data will be changed without any further notice.
- 8) **Characteristic curve:** In the range where the line of the graph is broken, you must expect higher differences between single devices within one packing unit.
- 9) **Tolerance of Measure:** Unless otherwise noted in drawing, tolerances are specified with  $\pm 0.1$  and dimensions are specified in mm.
- 10) **Tape and Reel:** All dimensions and tolerances are specified acc. IEC 60286-3 and specified in mm.

---

## Revision History

| Version | Date       | Change   |
|---------|------------|--|
| 1.2     | 2020-09-18 | New Layout<br>Schematic Transportation Box<br>Dimensions of Transportation Box |
| 1.3     | 2022-09-21 | Discontinued<br>New Layout<br>Applications                                     |

---

Discontinued

---



EU RoHS and China RoHS compliant product

此产品符合欧盟 RoHS 指令的要求；  
按照中国的相关法规和标准，  
不含有毒有害物质或元素。

**Published by ams-OSRAM AG**

Tobelbader Strasse 30, 8141 Premstaetten, Austria

Phone +43 3136 500-0

[ams-osram.com](http://ams-osram.com)



© All rights reserved

**am** 

**OSRAM**

## Looking for pricing, stock, or lifecycle information?

Click below to explore more details on WIN SOURCE:

-  [View LS A676-R1S1-1-0-20-R33-Z on WIN SOURCE](#)
-  [OSRAM Opto Semiconductors Inc. Information](#)

## Optimize Your Supply Chain with WIN SOURCE Solutions

-  Global Sourcing Solution
-  Obsolete Management
-  Cost Control Management
-  Shortage Management
-  Alternative Solution
-  Excess Inventory Management