




**THE DATASHEET OF
600F5R6BT250XT**



RF/Microwave Capacitors

RF/Microwave Multilayer Capacitors (MLC)

600F Ultra-Low ESR, High Q, NPO Capacitors



FEATURES

- Lowest ESR in Class
- Highest Working Voltage in Class - 250 V
- Standard EIA Size: 0805
- Laser Marking (Optional)
- High Self-Resonance Frequencies

600 SERIES OVERVIEW

Series	Case Size	EIA Case Size
600	L	0402
600	S	0603
600	F	0805

APPLICATIONS

- Cellular Base Stations
- Broadband Wireless Services
- Satellite Communications
- Subscriber-based Wireless Devices
- WiFi (802.11)
- Public Safety Radio

CIRCUIT APPLICATIONS

- Filter Networks
- High Q Frequency Sources
- Matching Networks
- Tuning, Coupling, Bypass and DC Blocking

ELECTRICAL SPECIFICATIONS

Temperature Coefficient (TCC)	0 ± 30 PPM/°C
Capacitance Range	0.1 pF to 240 pF
Operating Temperature	-55°C to +125°C*
Quality Factor	Greater than 2,000 at 1 MHz (Cap Values ≤10pf .0010 Max. @ 1MHz Cap Values >10pf .0005 Max. @ 1MHz)
Insulation Resistance (IR)	10 ⁵ Megohms min. @ 25°C at rated WVDC 10 ⁴ Megohms min. @ 125°C at rated WVDC
Working Voltage (WVDC)	250 V
Dielectric Withstanding Voltage (DWV)	250% of rated WVDC for 5 seconds
Aging Effects	None
Piezoelectric Effects	None

PACKAGING OPTIONS



Tape & Reel



Vertical Orientation Tape & Reel



ENVIRONMENTAL CHARACTERISTICS

Thermal Shock	5 Cycles, -55°C to 125°C
Moisture Resistance	Mil-STD-202, Method 106
Life Test	2000 hours at 125°C at 2X WVDC
Solderability	Solder Coverage > 90% of end termination
Terminal Strength	4 lbs. typ., 2 lb. min.
Military Approval	DSCC Drawing Number 05001

RF/Microwave Capacitors

RF/Microwave Multilayer Capacitors (MLC)

600F Ultra-Low ESR, High Q, NPO Capacitors



CAPACITANCE VALUES

Value (pF)	Cap Code	Marking	Tolerances	Value (pF)	Cap Code	Marking	Tolerances	Value (pF)	Cap Code	Marking	Tolerances
0.1	0R1	A9	A, B	3.3	3R3	N0	A, B, C, D	30	300	M1	F, G, J, K, M
0.2	0R2	H9	A, B	3.6	3R6	P0	A, B, C, D	33	330	N1	F, G, J, K, M
0.3	0R3	M9	A, B, C	3.9	3R9	Q0	A, B, C, D	36	360	P1	F, G, J, K, M
0.4	0R4	d9	A, B, C	4.3	4R3	R0	A, B, C, D	39	390	Q1	F, G, J, K, M
0.5	0R5	f9	A, B, C	4.7	4R7	S0	A, B, C, D	43	430	R1	F, G, J, K, M
0.6	0R6	m9	A, B, C	5.1	5R1	T0	A, B, C, D	47	470	S1	F, G, J, K, M
0.7	0R7	n9	A, B, C	5.6	5R6	U0	A, B, C, D	51	510	T1	F, G, J, K, M
0.8	0R8	t9	A, B, C	6.2	6R2	V0	A, B, C, D	56	560	U1	F, G, J, K, M
0.9	0R9	y9	A, B, C	6.8	6R8	W0	B, C, J, K	62	620	V1	F, G, J, K, M
1.0	1R0	A0	A, B, C, D	7.5	7R5	X0	B, C, J, K	68	680	W1	F, G, J, K, M
1.1	1R1	B0	A, B, C, D	8.2	8R2	Y0	B, C, J, K	75	750	X1	F, G, J, K, M
1.2	1R2	C0	A, B, C, D	9.1	9R1	Z0	B, C, J, K	82	820	Y1	F, G, J, K, M
1.3	1R3	D0	A, B, C, D	10	100	A1	F, G, J, K, M	91	910	Z1	F, G, J, K, M
1.5	1R5	E0	A, B, C, D	11	110	B1	F, G, J, K, M	100	101	A2	F, G, J, K, M
1.6	1R6	F0	A, B, C, D	12	120	C1	F, G, J, K, M	110	111	B2	F, G, J, K, M
1.8	1R8	G0	A, B, C, D	15	150	E1	F, G, J, K, M	120	121	C2	F, G, J, K, M
2.0	2R0	H0	A, B, C, D	18	180	G1	F, G, J, K, M	150	151	E2	F, G, J, K, M
2.2	2R2	J0	A, B, C, D	20	200	H1	F, G, J, K, M	180	181	G2	F, G, J, K, M
2.4	2R4	K0	A, B, C, D	22	220	J1	F, G, J, K, M	200	201	H2	F, G, J, K, M
2.7	2R7	L0	A, B, C, D	24	240	K1	F, G, J, K, M	220	221	J2	F, G, J, K, M
3.0	3R0	M0	A, B, C, D	27	270	L1	F, G, J, K, M	240	241	K2	F, G, J, K, M

HOW TO ORDER

Series 600
Case Size F
 See mechanical dimensions below
Capacitance Code 100
 EIA Capacitance Code in pF.
 Third digit = number of zeros or after "R" significant figures
Capacitance Tolerance Code J

Code	A	B	C	D	F	G	J	K	M
Tol.	±0.05 pF	±0.1 pF	±0.25 pF	±0.5 pF	±1%	±2%	±5%	±10%	±20%

 The above part number refers to a 600F Series (case size F) 10 pF capacitor, J tolerance (±5%), 250 WVDC, with T termination (Tin Plated over Nickel Barrier, RoHS Compliant), Laser Marking and Tape and Reel packaging.

Termination Style Code T
 T = Tin Plated over Nickel Barrier (RoHS Compliant)
 TN = Tin Plated Non-Magnetic Barrier
 W = Tin/Lead Solder Nickel Barrier

Voltage Rating 250
Laser Marking (Optional) X**
Packaging T
 T = Tape and Reel, 500 pcs
 T4K = Tape and Reel, 4000 pcs
 TV = Vertical Tape and Reel, 500 pcs

**Laser Marking is optional



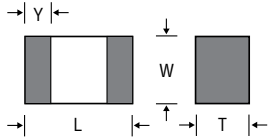
600F Series Data Sheet Condition Description

Capacitors horizontally mounted on 23.3-mil thick Rogers R0435® softboard 52-mils wide 1/2 oz. Cu traces
FSR = lowest frequency at which S11 response, referenced at capacitor edge, crosses real axis on Smith Chart.
FPR = lowest frequency at which there is a notch in S21 magnitude response.

RF/Microwave Capacitors
RF/Microwave Multilayer Capacitors (MLC)
600F Ultra-Low ESR, High Q, NPO Capacitors



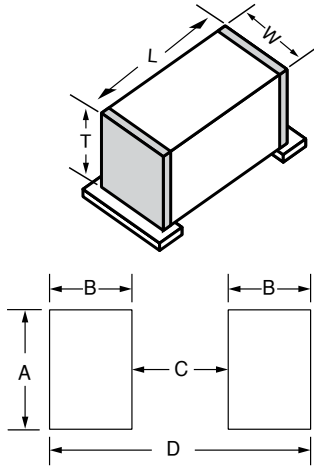
OUTLINE DIMENSIONS



F (0805)	L: $.079 \pm .008$ (2.01 \pm 0.20)	T: .051 max (1.30 max)
	W: $.049 \pm .008$ (1.24 \pm 0.20)	Y: $.020 \pm 0.01$ (0.51 \pm 0.25)

inches (mm)

SUGGESTED MOUNTING PAD DIMENSIONS



Case Size L, S, and F

	Case Size	A Min.	B Min.	C Min.	D Min.
L	0402 (1005)	.0275 (0.70)	.0354 (0.90)	.0157 (0.40)	.0866 (2.20)
S	0603 (1608)	.0393 (1.00)	.0433 (1.10)	.0236 (0.60)	.110 (2.80)
F	0805 (2012)	.0590 (1.50)	.0512 (1.30)	.0236 (0.60)	.1259 (3.20)

inches (mm)



DESIGN KITS

Kit #	RoHS Compliant	Item #	Description	Cap. Value Range (pF)	Cap. Value (pF)	Tol. (pF)	Price
Kit 32T		DK0032T	600F Series Ultra-low ESR, High Q Microwave Capacitors 16 different values, 15 pcs. min. per value	0.1 to 2.0	0.1, 0.2, 0.3, 0.4, 0.5, 0.6, 0.7, 0.8, 0.9, 1.0, 1.1, 1.2, 1.5 $\pm 0.1\%$ 1.6, 1.8, 2.0 $\pm 0.25\%$		\$100.00
Kit 33T		DK0033T	600F Series Ultra-low ESR, High Q Microwave Capacitors 16 different values, 15 pcs. min. per value	0.1 to 10	1.0, 1.2, 1.5, 1.8, 2.0, 2.2, 2.4, 2.7, 3.0, 3.3 $\pm 0.1\%$ 3.9, 4.7, 5.6, 6.8, 8.2 $\pm 0.25\%$ 10 $\pm 5\%$		\$100.00
Kit 34T		DK0034T	600F Series Ultra-low ESR, High Q Microwave Capacitors 16 different values, 15 pcs. min. per value	10 to 27	10, 12, 15, 18, 20, 22, 24, 27 $\pm 5\%$		\$100.00
Kit 35T		DK0035T	600F Series Ultra-low ESR, High Q Microwave Capacitors 7 different values, 15 pcs. min. per value	100 to 240	100, 120, 150, 180, 200, 220, 240 $\pm 5\%$		\$55.00

For Online Kit Orders, Catalog & Application Notes, Visit: www.avx.com

Looking for pricing, stock, or lifecycle information?

Click below to explore more details on WIN SOURCE:

-  [View 600F5R6BT250XT on WIN SOURCE](#)
-  [American Technical Ceramics](#) Information

Optimize Your Supply Chain with WIN SOURCE Solutions

-  Global Sourcing Solution
-  Obsolete Management
-  Cost Control Management
-  Shortage Management
-  Alternative Solution
-  Excess Inventory Management