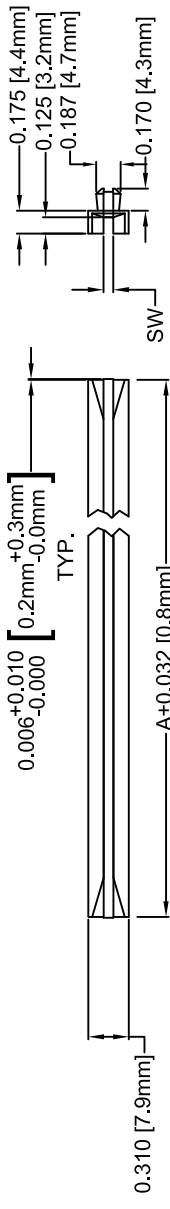


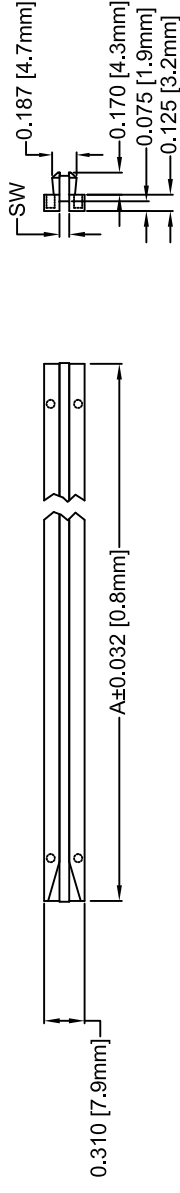


ITEM	QTY	PART NUMBER	PART DESCRIPTION
1	1	SDC-XXX SSD-XXX-XXX	Interchangeable Snap-In Card Guide
2	1	CS-600-F 10.75	Conductive Insert, Stainless Steel

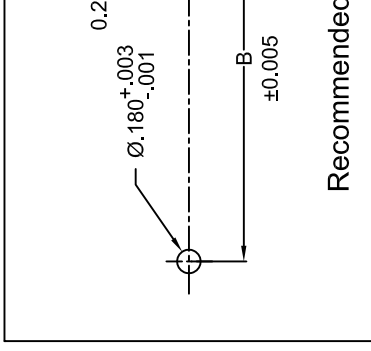
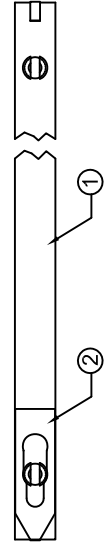
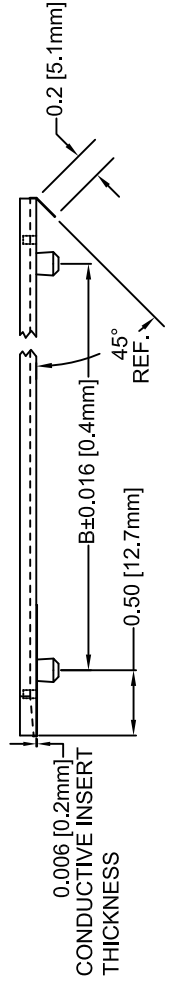
REV.	DESCRIPTION
A	Engineering Release
B	Format Update and Add



**SDC SERIES**



**SSD SERIES**



PART NO.	A	B	
SDC-250-CI	SSD-250-102-CI	2.5 (63.5)	1.5 (38.1)
SDC-300-CI	SSD-300-102-CI	3.0 (76.2)	2.0 (50.8)
SDC-350-CI	SSD-350-102-CI	3.5 (88.9)	2.5 (63.5)
SDC-400-CI	SSD-400-102-CI	4.0 (101.6)	3.0 (76.2)
N/A	SSD-450 3X-CI	N/A	3.0 (76.2)
SDC-450-CI	SSD-450-102-CI	4.5 (114.3)	3.5 (88.9)
SDC-500-CI	SSD-500-102-CI	5.0 (127.0)	4.0 (101.6)
SDC-550-CI	SSD-550-102-CI	5.5 (139.7)	4.5 (114.3)
SDC-600-CI	SSD-600-102-CI	6.0 (152.4)	5.0 (127.0)
SDC-650-CI	SSD-650-102-CI	6.5 (165.1)	5.5 (139.7)
SDC-700-CI	SSD-700-102-CI	7.0 (177.8)	6.0 (152.4)
SDC-750-CI	SSD-750-102-CI	7.5 (190.5)	6.5 (165.1)
SDC-800-CI	SSD-800-102-CI	8.0 (203.2)	7.0 (177.8)
SW=0.075 (1.9)	SW=0.102 (2.6)		



**Recommended**

STANDARD TOLERANCING (UNLESS OTHERWISE SPECIFIED)  
 DECIMALS: .X ±.1, .XX ±.01, .XXX ±.005  
 ANGULAR: X° ±

DESIGNED:	DATE:
<b>Raffy Paje</b>	<b>05/05/05</b>
CHECKED:	DATE:
<b>T. Yfin</b>	<b>05/05/05</b>

## Looking for pricing, stock, or lifecycle information?

Click below to explore more details on WIN SOURCE:

-  [View SDC-250-CI on WIN SOURCE](#)
-  [Bivar Inc. Information](#)

## Optimize Your Supply Chain with WIN SOURCE Solutions

-  Global Sourcing Solution
-  Obsolete Management
-  Cost Control Management
-  Shortage Management
-  Alternative Solution
-  Excess Inventory Management