



**THE DATASHEET OF  
SFSDT-26-28-G-06.00-S**





**(1.27 mm) .050" PITCH • DISCRETE WIRE ASSEMBLY/COMPONENTS**

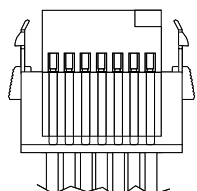
SERIES	POSITIONS PER ROW	WIRE GAUGE	PLATING OPTION	ASSEMBLED LENGTH	END OPTION	END 2 OPTION
<b>SFSD</b> = Double Row PVC Cable  <b>SFSDT</b> = Double Row Blue *Teflon™ Fluoropolymer Cable	<b>-03, -04, -05, -07, -10, -15, -20, -25, -40, -50</b> (Standard sizes)	<b>-28</b> = 28 AWG  <b>-28C</b> = Color Coded Cable (SFSD only)  <b>-30</b> = 30 AWG	<b>-G</b> = 10 μ" (0.25 μm) Gold on contact, Gold Flash on balance	<b>-"XX.XX"</b> = Assembled Length in Inches (76.20 mm) 03.00" min. for -S end option (82.60 mm) 03.25" min. for -D end option	<b>-S</b> = Single Ended  <b>-D</b> = Double Ended For -(X) specify "S" for single ended and "D" for double ended.  <b>-(X)R</b> = Retention Latch (TFM-WT option required for mating)  <b>-(X)S</b> = Screw Down (Not available in -03, -04 & -50 positions) (Mates with TFM-DS option)	Requires -D, -DS, -DR (End 1 Notch Up)  <b>-NUS</b> = Notch up, straight (Pin 1 to Pin N-1)  <b>-NDS</b> = Notch down, straight (Pin 1 to Pin 2)  <b>-NUX</b> = Notch up, crossed (Pin 1 to Pin N)  <b>-NDX</b> = Notch down, crossed (Pin 1 to Pin 1)

**SFSD(T) Board Mates:** TFM, TFML, TFC (-SR & -DR requires -WT option)

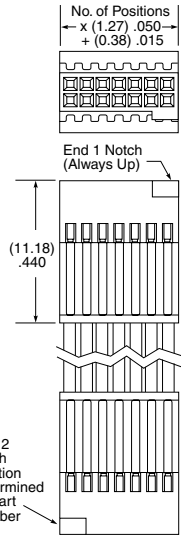
**SPECIFICATIONS**

**Insulator Material:** Black LCP  
**Contact Material:** BeCu  
**Plating:** Au over 50 μ" (1.27 μm) Ni  
**Current Rating:** 2.9 A per pin (2 pins powered)  
**Operating Temp Range:** -10 °C to +80 °C (PVC) -40 °C to +125 °C (\*Teflon™ Fluoropolymer)  
**Voltage Rating:** 280 VAC (PVC) 313 VAC (\*Teflon™ Fluoropolymer)  
**Wire:** 28 or 30 AWG

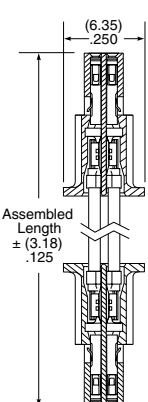
PIN	COLOR
1	BROWN
2	RED
3	ORANGE
4	YELLOW
5	GREEN
6	VIOLET
7	GRAY
8	WHITE
9	BLACK
10	BLUE
ETC	REPEAT



**-SR**



**-D-NUS**



**SFSD OR SFSDT**

\*Teflon™ is a trademark of The Chemours Company FC, LLC used under license by Samtec.

**Notes:** Teflon™ Fluoropolymer cable is intended for crimp only. Contact Samtec for solderable cable applications.

For wiring option information refer to drawings on web.

View complete specifications at: [samtec.com?SFSD](http://samtec.com?SFSD) & [samtec.com?SFSDT](http://samtec.com?SFSDT)

ISDF	POSITIONS PER ROW	ROW OPTION	OPTION	SERIES	WIRE GAUGE	01	PLATING
	<b>-03, -04, -05, -07, -10, -15, -20, -25, -40, -50</b> (Standard sizes)	<b>-D</b> = Double Row	<b>-M</b> = Metal Retention Latch  <b>-S</b> = Screw Down	<b>CC03R</b> = Contact, Full Reel (35,000 Parts per Reel)  <b>CC03M</b> = Contact, Mini Reel (1,000 - 5,000 Parts per Reel)	<b>-2830</b> = 28 to 30 AWG		<b>-GF</b> = Gold flash contact  <b>-G</b> = 10 μ" (0.25 μm) Gold on contact





**-D**



**-M**



**-S**




**TOOLING**

Hand Tool: CAT-HT-203-2830-12

Mini Applicator: CAT-MC-203-2830-XX-01

Clamp for mounting hand tool: CAT-HT-MNT-01



Extraction Tool: CAT-EX-169-01

**Note:** Some lengths, styles and options are non-standard, non-returnable.

View complete specifications at: [samtec.com?ISDF](http://samtec.com?ISDF), [samtec.com?CC03R](http://samtec.com?CC03R) & [samtec.com?CC03M](http://samtec.com?CC03M)

## Looking for pricing, stock, or lifecycle information?

Click below to explore more details on WIN SOURCE:

-  [View SFSDT-26-28-G-06.00-S on WIN SOURCE](#)
-  [Samtec Inc. Information](#)

## Optimize Your Supply Chain with WIN SOURCE Solutions

-  Global Sourcing Solution
-  Obsolete Management
-  Cost Control Management
-  Shortage Management
-  Alternative Solution
-  Excess Inventory Management