THE DATASHEET OF

SFSD-25-30-H-03.25-DR-NUX

TIGER™ EYE SYSTEM



(1.27 mm) .050" PITCH • DISCRETE WIRE ASSEMBLY/COMPONENTS

SERIES	POSITIONS PER ROW	WIRE GAUGE	PLATING OPTION	ASSEMBLED LENGTH	END OPTION	END 2 OPTION
SFSD = Double Row PVC Cable **SFSDT** = Double Row Blue *Teflon™ Fluoropolymer Cable	**–03, –04, –05, –07, –10, –15, –20, –25, –40, –50** (Standard sizes)	**–28** = 28 AWG **–28C** = Color Coded Cable (SFSD only) **–30** = 30 AWG	**–G** = 10 µ" (0.25 µm) Gold on contact, Gold Flash on balance	**–"XX.XX"** = Assembled Length in Inches (76.20 mm) 03.00" min. for –S end option (82.60 mm) 03.25" min. for –D end option	**–S** = Single Ended **–D** = Double Ended For –(X) specify "S" for single ended and "D" for double ended. **–(X)R** = Retention Latch (TFM-WT option required for mating) **–(X)S** = Screw Down (Not available in -03, -04 & -50 positions) (Mates with TFM-DS option)	Requires –D, –DS, –DR (End 1 Notch Up) **–NUS** = Notch up, straight (Pin 1 to Pin N-1) **–NDS** = Notch down, straight (Pin 1 to Pin 2) **–NUX** = Notch up, crossed (Pin 1 to Pin N) **–NDX** = Notch down, crossed (Pin 1 to Pin 1)

–28C CABLE COLOR CODING

PIN	COLOR
1	BROWN
2	RED
3	ORANGE
4	YELLOW
5	GREEN
6	VIOLET
7	GRAY
8	WHITE
9	BLACK
10	BLUE
ETC	REPEAT

SFSD(T)
Board Mates:
TFM, TFML, TFC (–SR & –DR requires –WT option)

SPECIFICATIONS

Insulator Material:
Black LCP
Contact Material:
BeCu
Plating:
Au over 50 µ" (1.27 µm) Ni
Current Rating:
2.9 A per pin
(2 pins powered)
Operating Temp Range:
-10 °C to +80 °C (PVC)
-40 °C to +125 °C (*Teflon™ Fluoropolymer)
Voltage Rating:
280 VAC (PVC)
313 VAC (*Teflon™ Fluoropolymer)
Wire:
28 or 30 AWG

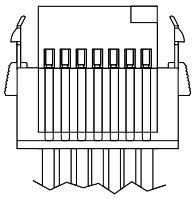

-SR

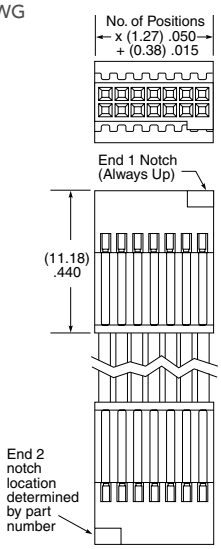

-D-NUS

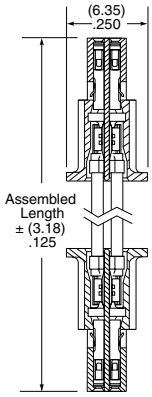

SFSD OR SFSDT

View complete specifications at: **samtec.com?SFSD** & **samtec.com?SFSDT**

*Teflon™ is a trademark of The Chemours Company FC, LLC used under license by Samtec.

Notes:
Teflon™ Fluoropolymer cable is intended for crimp only. Contact Samtec for solderable cable applications.

For wiring option information refer to drawings on web.

ISDF	POSITIONS PER ROW	ROW OPTION	OPTION
	–03, –04, –05, –07, –10, –15, –20, –25, –40, –50 (Standard sizes)	**–D** = Double Row	**–M** = Metal Retention Latch **–S** = Screw Down

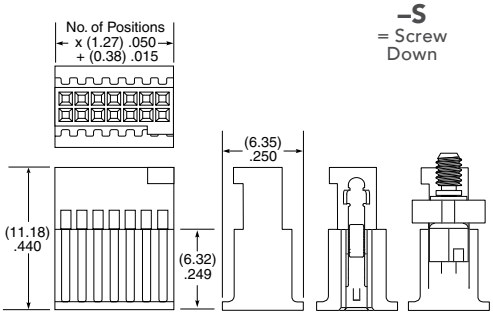

-D -M -S

SERIES	WIRE GAUGE	01	PLATING
CC03R = Contact, Full Reel (35,000 Parts per Reel) **CC03M** = Contact, Mini Reel (1,000 - 5,000 Parts per Reel)	**–2830** = 28 to 30 AWG		**–GF** = Gold flash contact **–G** = 10 µ" (0.25 µm) Gold on contact

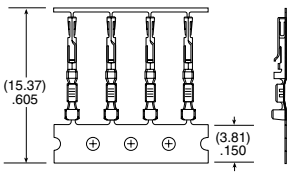

TOOLING

Hand Tool: CAT-HT-203-2830-12	Mini Applicator: CAT-MC-203-2830-XX-01
Clamp for mounting hand tool: CAT-HT-MNT-01	Extraction Tool: CAT-EX-169-01

Note:
Some lengths, styles and options are non-standard, non-returnable.

View complete specifications at: **samtec.com?ISDF**, **samtec.com?CC03R** & **samtec.com?CC03M**

Unless otherwise approved in writing by Samtec, all parts and components are designed and built according to Samtec's specifications which are subject to change without notice.

Looking for pricing, stock, or lifecycle information?

Click below to explore more details on WIN SOURCE:

- View SFSD-25-30-H-03.25-DR-NUX on WIN SOURCE
- Samtec Inc. Information

Optimize Your Supply Chain with WIN SOURCE Solutions

- Global Sourcing Solution
- Obsolete Management
- Cost Control Management
- Shortage Management
- Alternative Solution
- Excess Inventory Management