



**THE DATASHEET OF
SFSST-20-28-G-48.00-S**



(1.27 mm) .050" PITCH • DISCRETE WIRE ASSEMBLY/COMPONENTS

SERIES	POSITIONS PER ROW	WIRE GAUGE	PLATING OPTION	ASSEMBLED LENGTH	END OPTION	END 2 OPTION
--------	-------------------	------------	----------------	------------------	------------	--------------

SFSS
= Single Row
PVC Cable

SFSST
= Single Row
Blue *Teflon™
Fluoropolymer
Cable

**-03, -04, -05,
-07, -10, -15,
-20, -25, -40, -50**
(Standard sizes)

-28
= 28 AWG

-28C
= Color
Coded Cable
(SFSS only)

-30
= 30 AWG

-G
= 10 μm
(0.25 μm)
Gold on
contact,
Gold Flash
on balance

-"XX.XX"
= Assembled
Length in Inches
(76.20 mm)
03.00" min. for
-S end option
(82.60 mm)
03.25" min. for
-D end option

-S
= Single Ended

-D
= Double Ended

-SR
= Single Ended
Retention Latch
(TFM-WT option
required for mating)

-DR
= Double Ended
Retention Latch
(TFM-WT option
required for mating)

Requires
-D or -DR
(End 1 Notch Up)

-NUS
= Notch up,
straight
(Pin 1 to Pin N)

-NDS
= Notch down,
straight
(Pin 1 to Pin 1)

-28C CABLE COLOR CODING	
PIN	COLOR
1	BROWN
2	RED
3	ORANGE
4	YELLOW
5	GREEN
6	VIOLET
7	GRAY
8	WHITE
9	BLACK
10	BLUE
ETC	REPEAT

SFSS(T)

Board Mates:

TFM, TFC

(-SR & -DR requires
-WT option)

SPECIFICATIONS

Insulator Material:

Black LCP

Contact Material:

BeCu

Plating:

Au over 50 μm (1.27 μm) Ni

Current Rating:

2.9 A per pin (2 pins powered)

Operating Temp Range:

-10 °C to +80 °C (PVC)

-40 °C to +125 °C

(*Teflon™ Fluoropolymer)

Voltage Rating:

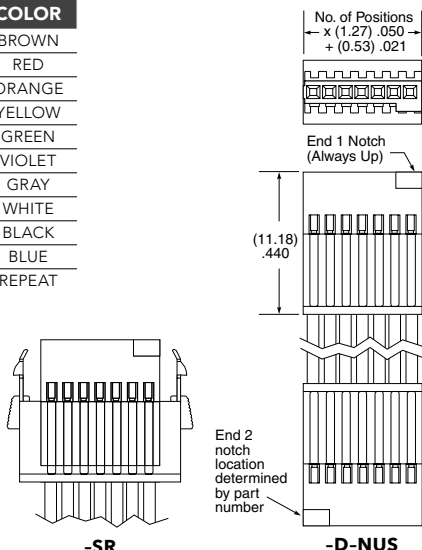
275 VAC (PVC)

235 VAC

(*Teflon™ Fluoropolymer)

Wire:

28 or 30 AWG



-SR

-D-NUS

SFSS OR SFSST

*Teflon™ is a trademark of The Chemours Company FC, LLC used under license by Samtec.

Notes:
Teflon™ Fluoropolymer cable is intended for crimp only. Contact Samtec for solderable cable applications.

For wiring option information refer to drawings on web.

View complete specifications at: samtec.com?SFSS & samtec.com?SFSST

ISDF	POSITIONS PER ROW	ROW OPTION	OPTION	SERIES	WIRE GAUGE	01	PLATING
------	-------------------	------------	--------	--------	------------	----	---------

**-03, -04, -05,
-07, -10, -15,
-20, -25, -40, -50**
(Standard sizes)

-S
= Single
Row

-M
= Metal
Retention
Latch

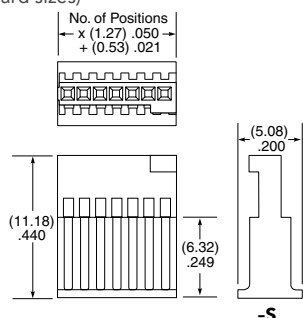
CC03R
= Contact, Full Reel
(35,000 Parts per Reel)

-2830
= 28 to 30
AWG

-GF
= Gold flash
contact

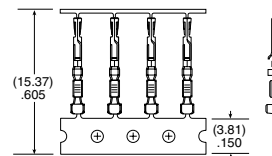
CC03M
= Contact, Mini Reel
(1,000 - 5,000 Parts
per Reel)

-G
= 10 μm (0.25 μm)
Gold on contact



-S

-M



TOOLING

Hand Tool: CAT-HT-203-2830-12

Mini Applicator: CAT-MC-203-2830-XX-01

Clamp for mounting hand tool: CAT-HT-MNT-01



Extraction Tool: CAT-EX-169-01

Note:
Some lengths, styles and
options are non-standard,
non-returnable.

View complete specifications at: samtec.com?ISDF, samtec.com?CC03R & samtec.com?CC03M

Looking for pricing, stock, or lifecycle information?

Click below to explore more details on WIN SOURCE:

-  [View SFSST-20-28-G-48.00-S on WIN SOURCE](#)
-  [Samtec Inc. Information](#)

Optimize Your Supply Chain with WIN SOURCE Solutions

-  Global Sourcing Solution
-  Obsolete Management
-  Cost Control Management
-  Shortage Management
-  Alternative Solution
-  Excess Inventory Management