




THE DATASHEET OF SPCX331M0ER



Type SPCX Solid Polymer Aluminum SMT Capacitors



The solid polymer SPCX aluminum capacitor is an ideal choice for general purpose applications in audio-visual equipment, home appliances, computers, office equipment, optical and measuring equipment and industrial robots. The SPCX is a very cost effective capacitor in a compact low-profile package that is offered on tape and reel. The SPCX is environmentally green and RoHS compliant.

Highlights

- A low-profile height of 1.9 mm
- Offered on tape and reel
- Can withstand 260 °C reflow for 10 s
- 15 mΩ ESR @ 100 kHz
- A great value in a small package



Complies with the EU Directive 2002/95/EC requirement restricting the use of Lead (Pb), Mercury (Hg), Cadmium (Cd), Hexavalent chromium (Cr(VI)), PolyBrominated Biphenyls (PBB) and PolyBrominated Diphenyl Ethers (PBDE).

Specifications

Operating Temperature Range: -40 °C to +105 °C

Capacitance Range: 100 µF to 470 µF

Operating Working Range: 2.0, 2.5, 4.0, 6.3 Vdc

Capacitance Tolerance: ±20 % (120 Hz @ 20 °C)

Surge Voltage:

Vdc	2.0	2.5	4.0	6.3
Surge	2.5	3.1	5.0	8.0

Rated Ripple Current: See ratings table

Life Test:

Apply rated voltage at +105 °C ±2 °C for 1000 h

- * Leakage current: ≤ ratings table values
- * Capacitance: ±10% of initial measured value
- * DF: ≤ ratings table values
- * Appearance: No abnormal change to occur

Moisture Resis-

+60 °C ±2 °C @ 90% RH; rated voltage for 500 h

- * Leakage current: ≤ rating table values
- * Capacitance: +70%, -20% (2V, 2.5V)
+60%, -20% (4V)
+50%, -20% (6.3V)
of initial measured value
- * DF: ≤200% of initial specified value
- * Appearance: No abnormal change to occur

Shelf Life Test:

+105 °C ±2 °C for 500 h

- Leakage current: ≤ rating table values
- Capacitance: ±10% of initial measured value
- DF: ≤ ratings table values
- Appearance: No abnormal change to occur

Surge Test:

Test temperature is +15 °C to +35 °C in series with a 1000 Ω resistor with the surge voltage applied for 1000 cycles of 30±5 s (ON) and 5 min 30 s (OFF)

- Leakage current: ≤0.1CV
- Capacitance: ±10% of initial measured value
- DF: ≤ the values in the ratings table
- Appearance: No abnormal change to occur

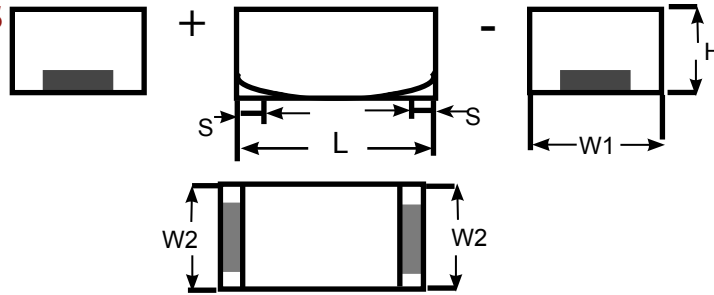
Vibration

10 Hz to 2000 Hz to 10 Hz frequency applied one cycle per 20 min at a total amplitude of 1.5 mm. Direction and duration of vibration will be 2 h each in the X,Y and Z planes for total of 6 h with the capacitor soldered in place.

- Appearance; No abnormal change to occur.
- Capacitance: Measured value to be stabilized during test, when measured several times within 30 min before completion of test.

Type SPCX Solid Polymer Aluminum SMT Capacitors

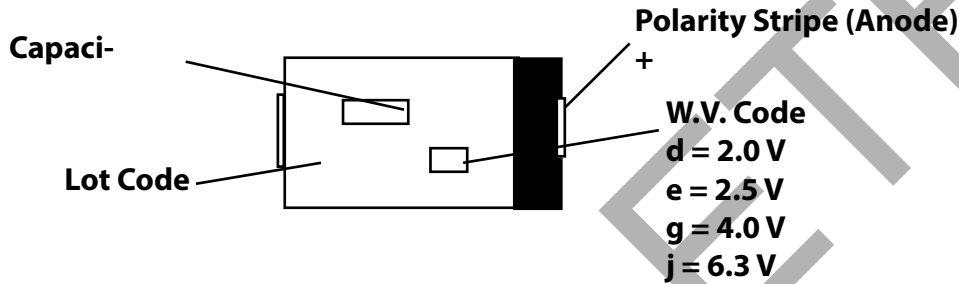
Outline Drawings



Surface finish of terminal; Tin (Sn)

L (± 0.2)	W1 (± 0.2)	W2 (± 0.1)	H (± 0.2)	S (± 0.3)
7.3 mm	4.3 mm	2.4 mm	1.9 mm	1.3 mm

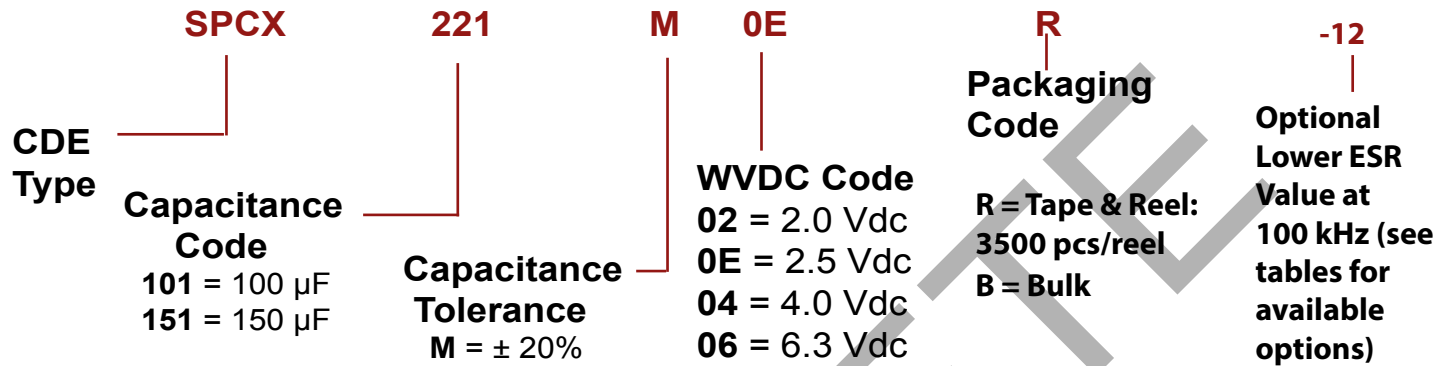
Marking



Ratings

Cap (μF)	Catalog Part Number	Max. D.F. @ 120Hz	Max. Leakage Current (μA)	Max. ESR @ 100kHz/20°C (m Ω)	Max. Ripple Current @ 100kHz/20° to 105°C (Arms)
2.0 Vdc (Surge 2.5Vdc)					
220	SPCX221M02R	0.06	44	15	2.7
270	SPCX271M02R-12	0.06	54	12	3.0
330	SPCX331M02R	0.06	66	15	2.7
330	SPCX331M02R-12	0.06	66	12	3.0
390	SPCX391M02R	0.06	78	15	2.7
470	SPCX471M02R	0.06	94	15	2.7
2.5 Vdc (Surge 3.1Vdc)					
220	SPCX221M0ER	0.06	55	15	2.7
330	SPCX331M0ER	0.06	82.5	15	2.7
390	SPCX391M0ER	0.06	97.5	15	2.7
470	SPCX471M0ER	0.06	117.5	15	2.7
4.0 Vdc (Surge 5.0Vdc)					
150	SPCX151M04R	0.06	60	15	2.7
180	SPCX181M04R	0.06	72	15	2.7
180	SPCX181M04R-12	0.06	72	12	3.0
220	SPCX221M04R	0.06	88	15	2.7
220	SPCX221M04R-12	0.06	88	12	3.0
6.3 Vdc (Surge 8.0Vdc)					
100	SPCX101M06R	0.06	63	15	2.7
120	SPCX121M06R	0.06	75.6	15	2.7
150	SPCX151M06R	0.06	94.5	15	2.7
150	SPCX151M06R-12	0.06	94.5	12	3.0

Part Numbering System



Tape: 12 mm wide; negative terminal towards the sprocket holes

Reel: 330 mm Dia.

MSL 2 – when in the bag

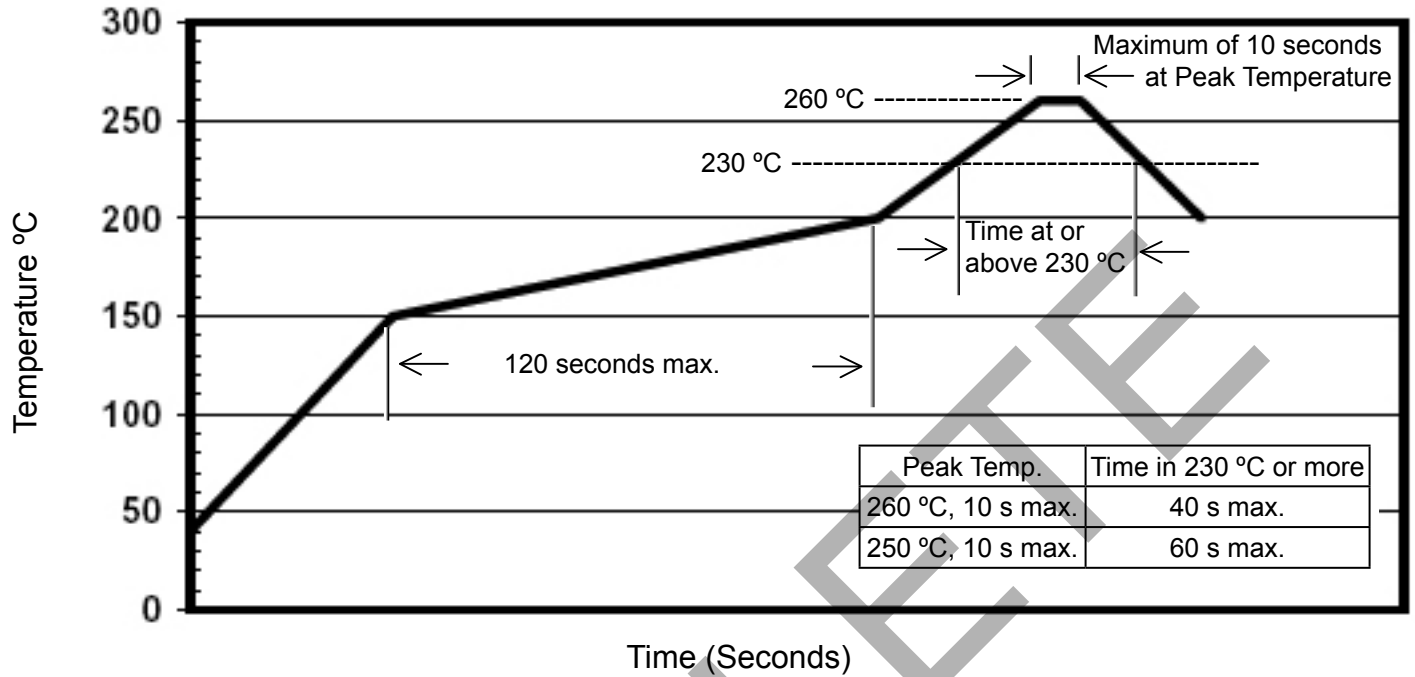
MSL 3 – when outside the bag

Maximum of 2 reflow solderings; 2nd reflow should be within 5 days of the first reflow soldering.

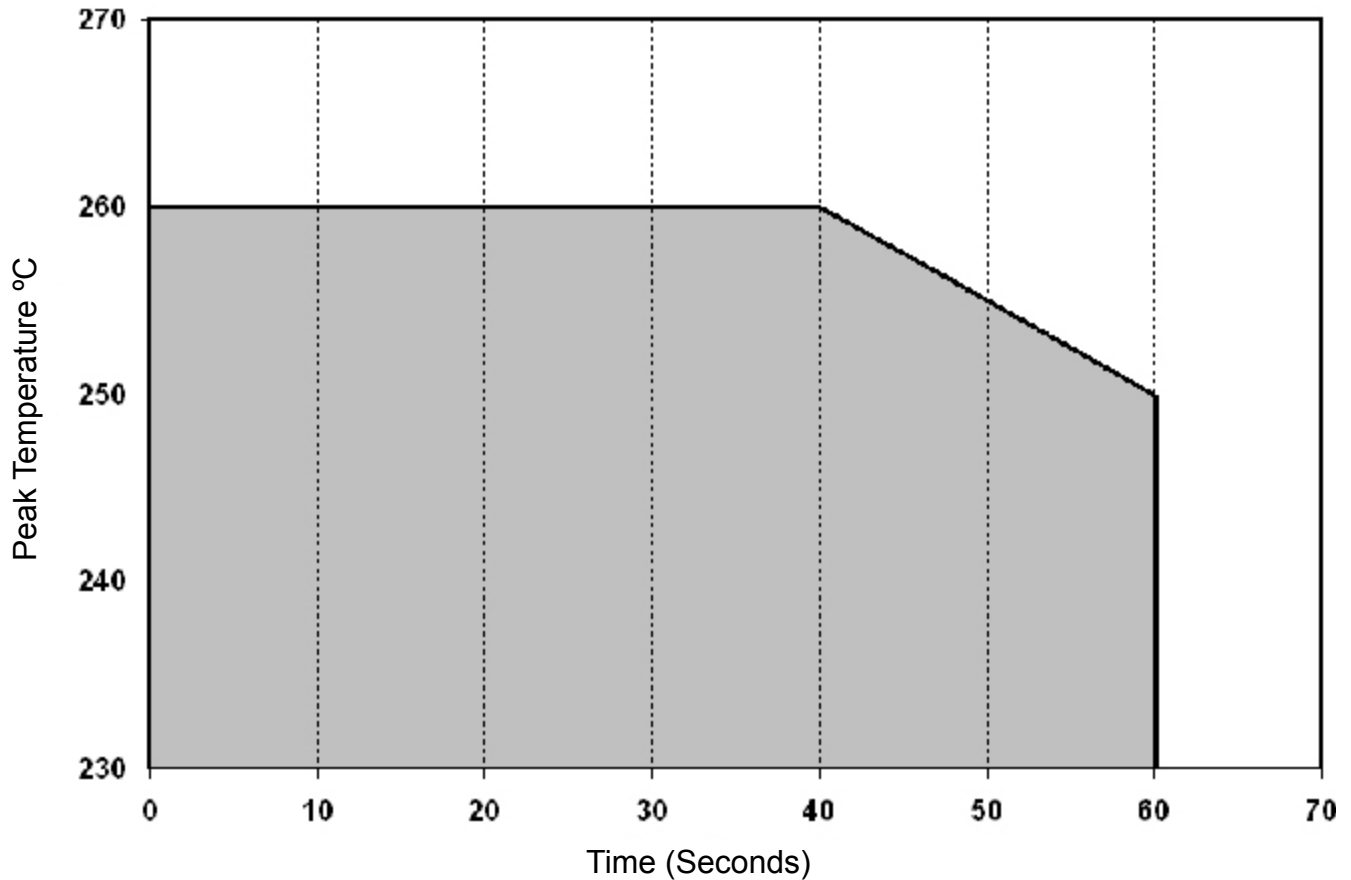
Type SPCX Solid Polymer Aluminum SMT Capacitors

Reflow Soldering Profile

Temperature on Surface of Capacitor



Time At or Above 230 °C



Type SPCX Solid Polymer Aluminum SMT Capacitors

Notice and Disclaimer: All product drawings, descriptions, specifications, statements, information and data (collectively, the "Information") in this datasheet or other publication are subject to change. The customer is responsible for checking, confirming and verifying the extent to which the Information contained in this datasheet or other publication is applicable to an order at the time the order is placed. All Information given herein is believed to be accurate and reliable, but it is presented without any guarantee, warranty, representation or responsibility of any kind, expressed or implied. Statements of suitability for certain applications are based on the knowledge that the Cornell Dubilier company providing such statements ("Cornell Dubilier") has of operating conditions that such Cornell Dubilier company regards as typical for such applications, but are not intended to constitute any guarantee, warranty or representation regarding any such matter – and Cornell Dubilier specifically and expressly disclaims any guarantee, warranty or representation concerning the suitability for a specific customer application, use, storage, transportation, or operating environment. The Information is intended for use only by customers who have the requisite experience and capability to determine the correct products for their application. Any technical advice inferred from this Information or otherwise provided by Cornell Dubilier with reference to the use of any Cornell Dubilier products is given gratis (unless otherwise specified by Cornell Dubilier), and Cornell Dubilier assumes no obligation or liability for the advice given or results obtained. Although Cornell Dubilier strives to apply the most stringent quality and safety standards regarding the design and manufacturing of its products, in light of the current state of the art, isolated component failures may still occur. Accordingly, customer applications which require a high degree of reliability or safety should employ suitable designs or other safeguards (such as installation of protective circuitry or redundancies or other appropriate protective measures) in order to ensure that the failure of an electrical component does not result in a risk of personal injury or property damage. Although all product-related warnings, cautions and notes must be observed, the customer should not assume that all safety measures are indicated in such warnings, cautions and notes, or that other safety measures may not be required.

OBSOLETE

Looking for pricing, stock, or lifecycle information?

Click below to explore more details on WIN SOURCE:

- ⊖ [View SPCX331M0ER on WIN SOURCE](#)
- ⊖ [Cornell Dubilier Electronics \(CDE\) Information](#)

Optimize Your Supply Chain with WIN SOURCE Solutions

- ✓ Global Sourcing Solution
- ✓ Obsolete Management
- ✓ Cost Control Management
- ✓ Shortage Management
- ✓ Alternative Solution
- ✓ Excess Inventory Management