

Type SKA Axial Leaded Aluminum Electrolytic Capacitors

85 °C Extended Life General Purpose Capacitor



Type SKA is an axial leaded, 85 °C, 2000 hour extended life general purpose capacitor with a high CV per case size rating. It is suitable for consumer electronic products such as radio and TV applications.

Highlights

- General purpose
- High CV per case size
- Miniature Size
- Available on T&R or Ammo Pack

Specifications

Capacitance Range: 0.47 to 15,000 μF
Voltage Range: 6.3 to 450 WVdc
Capacitance Tolerance: $\pm 20\%$
Operating Temperature Range: $-40\text{ }^{\circ}\text{C}$ to $85\text{ }^{\circ}\text{C}$
Dissipation Factor:

| | | | | | | | | | | |
|-------------------|------|-----|------|------|------|------|------|------|-----------|-----------|
| Rated Voltage (V) | 6.3 | 10 | 16 | 25 | 35 | 50 | 63 | 100 | 160 - 350 | 400 - 450 |
| $\tan(\delta)$ | 0.24 | 0.2 | 0.17 | 0.15 | 0.12 | 0.10 | 0.10 | 0.10 | 0.20 | 0.25 |

For capacitance $> 1,000\text{ }\mu\text{F}$, add .002 for every increase of 1,000 μF at 120 Hz, 20 °C

DC Leakage Current: 6.3 to 100 Vdc; $I = .01CV$ or $3\text{ }\mu\text{A}$ @ 5 minutes
 $> 100\text{ Vdc}$; $I = .01CV + 100\text{ }\mu\text{A}$
 C = Capacitance in μF
 V = Rated voltage
 I = Leakage current in μA



RoHS
Compliant

Complies with the EU Directive 2002/95/EC requirement restricting the use of Lead (Pb), Mercury (Hg), Cadmium (Cd), Hexavalent chromium (Cr(VI)), PolyBrominated Biphenyls (PBB) and PolyBrominated Diphenyl Ethers (PBDE).

Ripple Current Multipliers:

| Rated WVdc | Ripple Multipliers | | |
|---------------|--------------------|--------|-------|
| | 60 Hz | 120 Hz | 1 kHz |
| 6 to 25 | 0.85 | 1.0 | 1.10 |
| 35 to 100 | 0.80 | 1.0 | 1.15 |
| 160 to 250 | 0.75 | 1.0 | 1.25 |

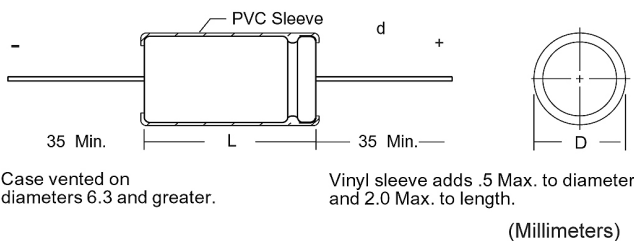
| Ambient Temperature | +65 °C | +75 °C | +85 °C |
|---------------------|--------|--------|--------|
| Ripple Multiplier | 1.25 | 1.14 | 1.00 |

QA Stability Test:

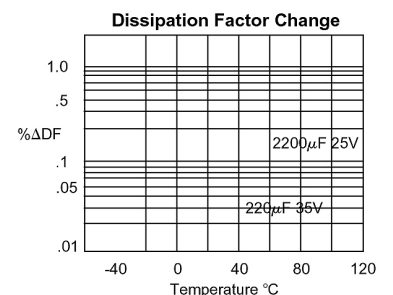
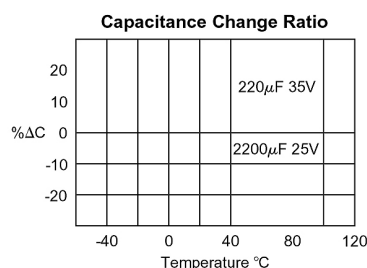
Apply WVdc for 2,000 h at 85 °C

- Capacitance change $\leq 20\%$ from initial limits
- DC leakage current meets initial limits
- ESR $\leq 150\%$ of initial measured value

Outline Drawing

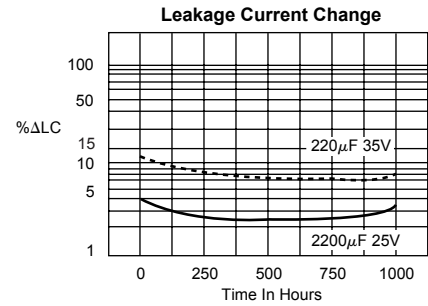
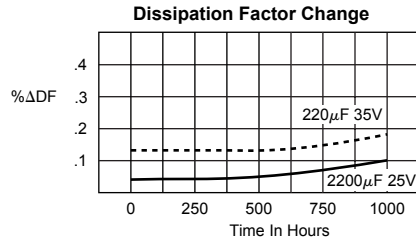
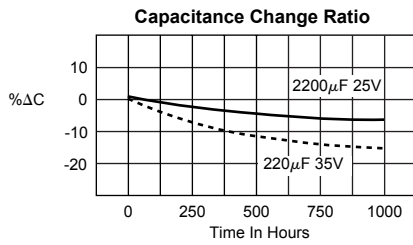


Temperature Characteristics



Type SKA Axial Leaded Aluminum Electrolytic Capacitors

Load Life Characteristics



Ratings

| Cap (μF) | Catalog Part Number | Max ESR | | Max LC 5 Min. (μA) | Size | | |
|---------------------------------|------------------------|------------------------|-------------------------|--------------------------|------------------|----------------|---------------------|
| | | 120 Hz 25 °C (Ω) | 120 Hz 85 °C (mA) | | Diameter (mm) | Length (mm) | Lead Wire (d) |
| 6.3 WVdc (8 Vdc Surge) | | | | | | | |
| 47 | SKA470M6R3 | 10.60 | 65 | 3.0 | 5.0 | 12.5 | 0.6 |
| 100 | SKA101M6R3 | 5.00 | 116 | 7.0 | 6.0 | 12.5 | 0.6 |
| 220 | SKA221M6R3 | 1.33 | 204 | 13.9 | 6.3 | 16.0 | 0.6 |
| 330 | SKA331M6R3 | 1.10 | 300 | 20.8 | 8.0 | 16.0 | 0.6 |
| 470 | SKA471M6R3 | 0.62 | 396 | 29.3 | 8.0 | 16.0 | 0.6 |
| 1,000 | SKA102M6R3 | 0.30 | 500 | 63.0 | 10.0 | 20.0 | 0.6 |
| 2,200 | SKA222M6R3 | 0.14 | 826 | 138.6 | 13.0 | 25.0 | 0.6 |
| 3,300 | SKA332M6R3 | 0.10 | 1020 | 207.9 | 13.0 | 30.0 | 0.6 |
| 10,000 | SKA103M6R3 | 0.07 | 1450 | 630.0 | 18.0 | 45.0 | 0.8 |
| 15,000 | SKA153M6R3 | 0.06 | 1800 | 945.0 | 22.0 | 40.0 | 0.8 |
| 10 WVdc (13 Vdc Surge) | | | | | | | |
| 47 | SKA470M010 | 6.94 | 75 | 5 | 5 | 12.5 | 0.6 |
| 100 | SKA101M010 | 3.26 | 180 | 10 | 6 | 16.0 | 0.6 |
| 220 | SKA221M010 | 1.48 | 204 | 22 | 8 | 16.0 | 0.6 |
| 330 | SKA331M010 | 0.99 | 249 | 33 | 8 | 16.0 | 0.6 |
| 470 | SKA471M010 | 0.67 | 400 | 47 | 8 | 20.0 | 0.6 |
| 1,000 | SKA102M010 | 0.33 | 585 | 100 | 10 | 21.0 | 0.6 |
| 2,200 | SKA222M010 | 0.15 | 920 | 220 | 13 | 25.0 | 0.6 |
| 3,300 | SKA332M010 | 0.10 | 1090 | 330 | 13 | 30.0 | 0.6 |
| 4,700 | SKA472M010 | 0.08 | 1200 | 470 | 16 | 30.0 | 0.8 |
| 16 WVdc (20 Vdc Surge) | | | | | | | |
| 33 | SKA330M016 | 6.84 | 60 | 5.3 | 6 | 12.5 | 0.6 |
| 47 | SKA470M016 | 4.80 | 70 | 7.5 | 6 | 12.5 | 0.6 |
| 100 | SKA101M016 | 2.76 | 125 | 16.0 | 6 | 16.0 | 0.6 |
| 220 | SKA221M016 | 1.27 | 221 | 35.2 | 8 | 16.0 | 0.6 |
| 330 | SKA331M016 | 0.85 | 350 | 52.8 | 8 | 20.0 | 0.6 |
| 470 | SKA471M016 | 0.53 | 440 | 75.2 | 10 | 17.0 | 0.6 |
| 1,000 | SKA102M016 | 0.21 | 680 | 180.0 | 10 | 26.0 | 0.6 |
| 2,200 | SKA222M016 | 0.11 | 1000 | 352.0 | 13 | 30.0 | 0.6 |
| 3,300 | SKA332M016 | 0.10 | 1200 | 528.0 | 16 | 30.0 | 0.8 |
| 4,700 | SKA472M016 | 0.07 | 1360 | 752.0 | 16 | 40.0 | 0.8 |
| 25 WVdc (32 Vdc Surge) | | | | | | | |
| 22 | SKA220M025 | 10.05 | 53 | 5.5 | 6 | 12.5 | 0.6 |
| 33 | SKA330M025 | 6.70 | 77 | 8.3 | 6 | 12.5 | 0.6 |
| 47 | SKA470M025 | 4.70 | 91 | 11.8 | 6 | 12.5 | 0.6 |
| 100 | SKA101M025 | 2.21 | 158 | 25.0 | 8 | 16.0 | 0.6 |
| 220 | SKA221M025 | 1.01 | 257 | 55.0 | 8 | 20.0 | 0.6 |
| 330 | SKA331M025 | 0.76 | 367 | 82.5 | 10 | 16.0 | 0.6 |
| 470 | SKA471M025 | 0.47 | 480 | 118.0 | 10 | 21.0 | 0.6 |
| 1,000 | SKA102M025 | 0.22 | 850 | 250.0 | 13 | 24.0 | 0.6 |
| 2,200 | SKA222M025 | 0.11 | 1200 | 550.0 | 16 | 30.0 | 0.8 |
| 3,300 | SKA332M025 | 0.09 | 1300 | 825.0 | 16 | 40.0 | 0.8 |
| 4,700 | SKA472M025 | 0.07 | 1500 | 1175.0 | 18 | 42.0 | 0.8 |

| Cap (μF) | Catalog Part Number | Max ESR | | Max LC 5 Min. (μA) | Size | | |
|---------------------------------|------------------------|------------------------|-------------------------|--------------------------|------------------|----------------|---------------------|
| | | 120 Hz 25 °C (Ω) | 120 Hz 85 °C (mA) | | Diameter (mm) | Length (mm) | Lead Wire (d) |
| 35 WVdc (44 Vdc Surge) | | | | | | | |
| 10 | SKA100M035 | 17.68 | 35 | 3.5 | 5 | 12.5 | 0.6 |
| 22 | SKA220M035 | 8.08 | 53 | 7.7 | 6 | 12.5 | 0.6 |
| 33 | SKA330M035 | 5.54 | 70 | 11.6 | 6 | 16.0 | 0.6 |
| 47 | SKA470M035 | 3.76 | 121 | 16.5 | 6 | 16.0 | 0.6 |
| 100 | SKA101M035 | 1.77 | 194 | 35.0 | 8 | 16.0 | 0.6 |
| 220 | SKA221M035 | 0.80 | 335 | 77.0 | 10 | 16.0 | 0.6 |
| 330 | SKA331M035 | 0.54 | 440 | 115.5 | 10 | 21.0 | 0.6 |
| 470 | SKA471M035 | 0.38 | 550 | 164.5 | 10 | 26.0 | 0.6 |
| 1,000 | SKA102M035 | 0.18 | 992 | 350.0 | 13 | 32.0 | 0.6 |
| 2,200 | SKA222M035 | 0.09 | 1250 | 770.0 | 16 | 40.0 | 0.8 |
| 3,300 | SKA332M035 | 0.07 | 1400 | 1155.0 | 18 | 42.0 | 0.8 |
| 4,700 | SKA472M035 | 0.06 | 1600 | 1645.0 | 22 | 40.0 | 0.8 |
| 50 WVdc (63 Vdc Surge) | | | | | | | |
| 10 | SKA100M050 | 14.74 | 36 | 5.0 | 6 | 12.5 | 0.6 |
| 22 | SKA220M050 | 6.70 | 58 | 11.0 | 6 | 16.0 | 0.6 |
| 33 | SKA330M050 | 4.47 | 111 | 16.5 | 6 | 16.0 | 0.6 |
| 47 | SKA470M050 | 3.14 | 130 | 23.5 | 8 | 16 | 0.6 |
| 100 | SKA101M050 | 1.47 | 250 | 50.0 | 8 | 20 | 0.6 |
| 220 | SKA221M050 | 0.67 | 388 | 110.0 | 10 | 20 | 0.6 |
| 330 | SKA331M050 | 0.45 | 433 | 165.0 | 10 | 25 | 0.6 |
| 470 | SKA471M050 | 0.31 | 650 | 235.0 | 13 | 27 | 0.6 |
| 1,000 | SKA102M050 | 0.15 | 1050 | 500.0 | 16 | 30 | 0.8 |
| 2,200 | SKA222M050 | 0.08 | 1300 | 1100.0 | 18 | 40 | 0.8 |
| 3,300 | SKA332M050 | 0.06 | 1500 | 1650.0 | 22 | 40 | 0.8 |
| 4,700 | SKA472M050 | 0.06 | 3305 | 2350.0 | 22 | 40 | 0.8 |
| 63 WVdc (79 Vdc Surge) | | | | | | | |
| 4.7 | SKA4R7M063 | 31.4 | 32 | 3.0 | 6 | 12.5 | 0.6 |
| 10 | SKA100M063 | 14.7 | 51 | 6.3 | 6 | 12.5 | 0.6 |
| 22 | SKA220M063 | 6.7 | 91 | 13.9 | 6 | 16.0 | 0.6 |
| 33 | SKA330M063 | 4.47 | 111 | 20.8 | 8 | 16.0 | 0.6 |
| 47 | SKA470M063 | 3.14 | 133 | 29.6 | 8 | 16.0 | 0.6 |
| 100 | SKA101M063 | 1.47 | 247 | 63.0 | 10 | 17.0 | 0.6 |
| 220 | SKA221M063 | 0.67 | 450 | 138.6 | 10 | 25.0 | 0.6 |
| 330 | SKA331M063 | 0.45 | 550 | 207.9 | 13 | 27.0 | 0.6 |
| 470 | SKA471M063 | 0.31 | 750 | 296.1 | 13 | 32.0 | 0.6 |
| 1,000 | SKA102M063 | 0.15 | 1100 | 630.0 | 16 | 40.0 | 0.8 |
| 2,200 | SKA222M063 | 0.08 | 1400 | 1386.0 | 22 | 40.0 | 0.8 |

Type SKA Axial Leaded Aluminum Electrolytic Capacitors

| Cap (μ F) | Catalog Part Number | Max ESR | | Max Ripple | | Size | | |
|-----------------------------------|------------------------|--------------|--------|------------|----------|--------|------|--|
| | | 120 Hz | 120 Hz | Max LC | Diameter | Length | Lead | |
| | | 25 °C | 85 °C | 5 Min. | D | L | Wire | |
| | | (Ω) | (mA) | (μ A) | (mm) | (mm) | (d) | |
| 100 WVdc (125 Vdc Surge) | | | | | | | | |
| 0.47 | SKAR47M100 | 250.80 | 5 | 3.0 | 5 | 12.5 | 0.6 | |
| 1.0 | SKA010M100 | 117.90 | 12 | 3.0 | 5 | 12.5 | 0.6 | |
| 2.2 | SKA2R2M100 | 53.59 | 21 | 3.0 | 6 | 12.5 | 0.6 | |
| 3.3 | SKA3R3M100 | 35.73 | 30 | 3.3 | 6 | 12.5 | 0.6 | |
| 4.7 | SKA4R7M100 | 25.08 | 39 | 4.7 | 6 | 12.5 | 0.6 | |
| 10 | SKA100M100 | 11.79 | 68 | 10.0 | 6 | 16.0 | 0.6 | |
| 22 | SKA220M100 | 5.36 | 111 | 22.0 | 8 | 16.0 | 0.6 | |
| 33 | SKA330M100 | 3.57 | 136 | 33.0 | 8 | 20.0 | 0.6 | |
| 47 | SKA470M100 | 2.51 | 189 | 47.0 | 10 | 21.0 | 0.6 | |
| 68 | SKA680M100 | 1.98 | 1260 | 68.0 | 10 | 21.0 | 0.6 | |
| 100 | SKA101M100 | 1.18 | 350 | 100.0 | 10 | 26.0 | 0.6 | |
| 220 | SKA221M100 | 0.54 | 550 | 220.0 | 13 | 32.0 | 0.6 | |
| 330 | SKA331M100 | 0.36 | 700 | 330.0 | 16 | 30.0 | 0.8 | |
| 470 | SKA471M100 | 0.25 | 1031 | 470.0 | 25 | 43.0 | 0.8 | |
| 1,000 | SKA102M100 | 0.12 | 1447 | 1000.0 | 22 | 40.0 | 0.8 | |
| 160 WVdc (200 Vdc Surge) | | | | | | | | |
| 1.0 | SKA010M160 | 266.00 | 13 | 101.6 | 6 | 16 | 0.6 | |
| 2.2 | SKA2R2M160 | 121.00 | 22 | 103.5 | 6 | 16 | 0.6 | |
| 3.3 | SKA3R3M160 | 80.40 | 31 | 105.3 | 8 | 16 | 0.6 | |
| 4.7 | SKA4R7M160 | 56.50 | 40 | 107.5 | 8 | 16 | 0.6 | |
| 10 | SKA100M160 | 26.60 | 63 | 116.0 | 8 | 20 | 0.6 | |
| 22 | SKA220M160 | 12.10 | 108 | 135.2 | 10 | 20 | 0.6 | |
| 33 | SKA330M160 | 8.04 | 144 | 152.8 | 10 | 25 | 0.6 | |
| 47 | SKA470M160 | 5.65 | 180 | 175.2 | 13 | 30 | 0.6 | |
| 100 | SKA101M160 | 2.66 | 270 | 260.0 | 13 | 22 | 0.6 | |
| 150 | SKA151M160 | 1.21 | 400 | 340.0 | 16 | 33 | 0.8 | |
| 200 WVdc (250 Vdc Surge) | | | | | | | | |
| 1.0 | SKA010M200 | 332.0 | 17 | 102.5 | 6 | 16 | 0.6 | |
| 2.2 | SKA2R2M200 | 151.0 | 30 | 105.5 | 8 | 16 | 0.6 | |
| 3.3 | SKA3R3M200 | 101.0 | 40 | 108.3 | 8 | 16 | 0.6 | |
| 4.7 | SKA4R7M200 | 70.6 | 50 | 111.7 | 8 | 16 | 0.6 | |
| 10 | SKA100M200 | 33.2 | 80 | 125.0 | 8 | 20 | 0.6 | |
| 15 | SKA150M200 | 25.6 | 105 | 137.5 | 10 | 17 | 0.6 | |
| 22 | SKA220M200 | 15.1 | 140 | 155.0 | 10 | 20 | 0.6 | |
| 33 | SKA330M200 | 10.1 | 175 | 182.5 | 10 | 25 | 0.6 | |
| 47 | SKA470M200 | 7.06 | 215 | 217.5 | 13 | 22 | 0.6 | |
| 68 | SKA680M200 | 5.58 | 265 | 270.0 | 13 | 32 | 0.6 | |
| 100 | SKA101M200 | 3.32 | 340 | 350.0 | 16 | 33 | 0.8 | |
| 150 | SKA151M200 | 1.34 | 403 | 475.0 | 16 | 33 | 0.8 | |

| Cap (μ F) | Catalog Part Number | Max ESR | | Max Ripple | | Size | | |
|-----------------------------------|------------------------|--------------|--------|------------|----------|--------|------|--|
| | | 120 Hz | 120 Hz | Max LC | Diameter | Length | Lead | |
| | | 25 °C | 85 °C | 5 Min. | D | L | Wire | |
| | | (Ω) | (mA) | (μ A) | (mm) | (mm) | (d) | |
| 250 WVdc (300 Vdc Surge) | | | | | | | | |
| 1.0 | SKA010M250 | 332.0 | 13 | 102.5 | 6 | 16 | 0.6 | |
| 2.2 | SKA2R2M250 | 151.0 | 23 | 105.5 | 8 | 16 | 0.6 | |
| 3.3 | SKA3R3M250 | 101.0 | 31 | 108.3 | 8 | 16 | 0.6 | |
| 4.7 | SKA4R7M250 | 70.6 | 37 | 111.7 | 8 | 20 | 0.6 | |
| 10 | SKA100M250 | 33.2 | 67 | 125.0 | 10 | 17 | 0.6 | |
| 22 | SKA220M250 | 15.1 | 118 | 155.0 | 10 | 25 | 0.6 | |
| 33 | SKA330M250 | 10.1 | 161 | 182.5 | 13 | 21 | 0.6 | |
| 47 | SKA470M250 | 7.06 | 211 | 217.5 | 13 | 32 | 0.6 | |
| 100 | SKA101M250 | 3.32 | 419 | 350.0 | 16 | 33 | 0.8 | |
| 150 | SKA151M250 | 1.34 | 764 | 475.0 | 18 | 42 | 0.8 | |
| 350 WVdc (400 Vdc Surge) | | | | | | | | |
| 0.47 | SKAR47M350 | 881.84 | 25 | 101.6 | 8 | 16.5 | 0.6 | |
| 1.0 | SKA010M350 | 332.00 | 16 | 104.0 | 8 | 16.0 | 0.6 | |
| 2.2 | SKA2R2M350 | 151.00 | 25 | 108.0 | 8 | 16.0 | 0.6 | |
| 3.3 | SKA3R3M350 | 101.00 | 31 | 112.0 | 8 | 20.0 | 0.6 | |
| 4.7 | SKA4R7M350 | 70.60 | 60 | 117.0 | 10 | 21.0 | 0.6 | |
| 10 | SKA100M350 | 33.20 | 75 | 135.0 | 10 | 21.0 | 0.6 | |
| 22 | SKA220M350 | 15.10 | 177 | 177.0 | 13 | 21.0 | 0.6 | |
| 33 | SKA330M350 | 10.10 | 200 | 216.0 | 13 | 32.0 | 0.6 | |
| 47 | SKA470M350 | 7.06 | 240 | 365.0 | 16 | 33.0 | 0.6 | |
| 100 | SKA101M350 | 3.32 | 350 | 450.0 | 18 | 42.0 | 0.8 | |
| 150 | SKA151M350 | 1.34 | 823 | 625.0 | 20 | 42.0 | 0.8 | |
| 400 WVdc (450 Vdc Surge) | | | | | | | | |
| 2.2 | SKA2R2M400 | 151 | 55 | 108.8 | 8 | 20 | 0.6 | |
| 3.3 | SKA3R3M400 | 101 | 70 | 113.2 | 10 | 21 | 0.6 | |
| 4.7 | SKA4R7M400 | 70.6 | 90 | 118.8 | 10 | 26 | 0.6 | |
| 10 | SKA100M400 | 33.2 | 150 | 140.0 | 10 | 26 | 0.6 | |
| 22 | SKA220M400 | 15.1 | 230 | 188.0 | 13 | 25 | 0.6 | |
| 33 | SKA330M400 | 10.1 | 300 | 232.0 | 16 | 28 | 0.6 | |
| 47 | SKA470M400 | 7.06 | 318 | 288.0 | 16 | 33 | 0.8 | |
| 100 | SKA101M400 | 3.32 | 555 | 500.0 | 20 | 42 | 0.8 | |
| 450 WVdc (500 Vdc Surge) | | | | | | | | |
| 1.0 | SKA010M450 | 332 | 17 | 104.5 | 8 | 16 | 0.6 | |
| 2.2 | SKA2R2M450 | 151 | 30 | 109.9 | 8 | 20 | 0.6 | |
| 3.3 | SKA3R3M450 | 101 | 39 | 114.9 | 10 | 21 | 0.6 | |
| 4.7 | SKA4R7M450 | 70.6 | 51 | 121.2 | 10 | 26 | 0.6 | |
| 10 | SKA100M450 | 33.2 | 89 | 145.0 | 13 | 22 | 0.6 | |
| 15 | SKA150M450 | 25.6 | 183 | 167.5 | 13 | 27 | 0.6 | |
| 22 | SKA220M450 | 15.1 | 175 | 199.0 | 13 | 30 | 0.6 | |
| 33 | SKA330M450 | 10.1 | 241 | 248.5 | 16 | 30 | 0.8 | |
| 47 | SKA470M450 | 7.06 | 318 | 311.5 | 18 | 40 | 0.6 | |
| 68 | SKA680M450 | 5.58 | 412 | 406.0 | 18 | 40 | 0.8 | |
| 100 | SKA101M450 | 3.32 | 555 | 550.0 | 22 | 43 | 0.8 | |

Type SKA Axial Leaded Aluminum Electrolytic Capacitors

Notice and Disclaimer: All product drawings, descriptions, specifications, statements, information and data (collectively, the "Information") in this datasheet or other publication are subject to change. The customer is responsible for checking, confirming and verifying the extent to which the Information contained in this datasheet or other publication is applicable to an order at the time the order is placed. All Information given herein is believed to be accurate and reliable, but it is presented without any guarantee, warranty, representation or responsibility of any kind, expressed or implied. Statements of suitability for certain applications are based on the knowledge that the Cornell Dubilier company providing such statements ("Cornell Dubilier") has of operating conditions that such Cornell Dubilier company regards as typical for such applications, but are not intended to constitute any guarantee, warranty or representation regarding any such matter – and Cornell Dubilier specifically and expressly disclaims any guarantee, warranty or representation concerning the suitability for a specific customer application, use, storage, transportation, or operating environment. The Information is intended for use only by customers who have the requisite experience and capability to determine the correct products for their application. Any technical advice inferred from this Information or otherwise provided by Cornell Dubilier with reference to the use of any Cornell Dubilier products is given gratis (unless otherwise specified by Cornell Dubilier), and Cornell Dubilier assumes no obligation or liability for the advice given or results obtained. Although Cornell Dubilier strives to apply the most stringent quality and safety standards regarding the design and manufacturing of its products, in light of the current state of the art, isolated component failures may still occur. Accordingly, customer applications which require a high degree of reliability or safety should employ suitable designs or other safeguards (such as installation of protective circuitry or redundancies or other appropriate protective measures) in order to ensure that the failure of an electrical component does not result in a risk of personal injury or property damage. Although all product-related warnings, cautions and notes must be observed, the customer should not assume that all safety measures are indicated in such warnings, cautions and notes, or that other safety measures may not be required.

OBSOLETE

Looking for pricing, stock, or lifecycle information?

Click below to explore more details on WIN SOURCE:

- ⊖ [View SKA100M050 on WIN SOURCE](#)
- ⊖ [Cornell Dubilier Electronics \(CDE\) Information](#)

Optimize Your Supply Chain with WIN SOURCE Solutions

- ✓ Global Sourcing Solution
- ✓ Obsolete Management
- ✓ Cost Control Management
- ✓ Shortage Management
- ✓ Alternative Solution
- ✓ Excess Inventory Management