



THE DATASHEET OF
SLP392M080E7P3



Type SLP 105 °C Snap-In Aluminum Electrolytic

Best Value 105 °C Snap-In Type



Type SLP is the best value package snap-in series for 105 °C, 3000 h operation. This series is the most cost-effective choice for DC filtering and power supply applications where high temperature, long life and high ripple capability are needed.

Highlights

- 3000 h ripple load life at rated voltage
- 105 °C rated
- Small case size with high capacitance
- Best for switching power supplies
- 22 mm to 35 mm diameter, 10 mm lead spacing
- Best value snap-in type
- High ripple current

Specifications

| Temperature Range | -40 °C to +105 °C ≤ 100 Vdc -25 °C to +105 °C ≥ 160 Vdc | | | | | | | | | | | | | | | | | | | | | | | |
|--|--|---------------|--------|-------------|--------|------|------|------|------|---------|-------|--------|-------|-------------|--------------|------|------|------|------|---------------|------|------|------|------|
| Rated Voltage Range | 10 Vdc to 450 Vdc | | | | | | | | | | | | | | | | | | | | | | | |
| Capacitance Range | 47 μF to 56,000 μF | | | | | | | | | | | | | | | | | | | | | | | |
| Capacitance Tolerance | ±20% | | | | | | | | | | | | | | | | | | | | | | | |
| Leakage Current | ≤ 3 √CV μA at 5 minutes | | | | | | | | | | | | | | | | | | | | | | | |
| Ripple Current Multipliers | <p>Ambient Temperature</p> <table border="1"> <thead> <tr> <th>20 °C - 45 °C</th> <th>65 °C</th> <th>85 °C</th> <th>105 °C</th> </tr> </thead> <tbody> <tr> <td>2.00</td> <td>1.89</td> <td>1.52</td> <td>1.00</td> </tr> </tbody> </table> <p>Frequency</p> <table border="1"> <thead> <tr> <th>Voltage</th> <th>60 Hz</th> <th>120 Hz</th> <th>1 kHz</th> <th>10 kHz & Up</th> </tr> </thead> <tbody> <tr> <td>10 - 100 Vdc</td> <td>0.90</td> <td>1.00</td> <td>1.15</td> <td>1.25</td> </tr> <tr> <td>160 - 450 Vdc</td> <td>0.80</td> <td>1.00</td> <td>1.25</td> <td>1.47</td> </tr> </tbody> </table> <p>To apply multipliers, see ratings tables for ripple current values</p> | 20 °C - 45 °C | 65 °C | 85 °C | 105 °C | 2.00 | 1.89 | 1.52 | 1.00 | Voltage | 60 Hz | 120 Hz | 1 kHz | 10 kHz & Up | 10 - 100 Vdc | 0.90 | 1.00 | 1.15 | 1.25 | 160 - 450 Vdc | 0.80 | 1.00 | 1.25 | 1.47 |
| 20 °C - 45 °C | 65 °C | 85 °C | 105 °C | | | | | | | | | | | | | | | | | | | | | |
| 2.00 | 1.89 | 1.52 | 1.00 | | | | | | | | | | | | | | | | | | | | | |
| Voltage | 60 Hz | 120 Hz | 1 kHz | 10 kHz & Up | | | | | | | | | | | | | | | | | | | | |
| 10 - 100 Vdc | 0.90 | 1.00 | 1.15 | 1.25 | | | | | | | | | | | | | | | | | | | | |
| 160 - 450 Vdc | 0.80 | 1.00 | 1.25 | 1.47 | | | | | | | | | | | | | | | | | | | | |
| Low Temperature Characteristics | Impedance ratio: $Z_{-20°C} / Z_{+25°C}$ ≤ 10 (10 Vdc) ≤ 8 (16-50 Vdc) ≤ 4 (63-100 Vdc) ≤ 3 (150-450 Vdc) | | | | | | | | | | | | | | | | | | | | | | | |
| Endurance Life | 3,000 h @ full load @105 °C Δ Capacitance ±20% ESR ≤200% of limit DCL 100 % of limit | | | | | | | | | | | | | | | | | | | | | | | |
| Shelf Life | 1,000 h @ 105 °C Δ Capacitance ±20% ESR ≤150% of limit DCL 100 % of limit | | | | | | | | | | | | | | | | | | | | | | | |
| Vibration | 10 Hz to 55 Hz , 0.06" and 10g max 2 h for each plane | | | | | | | | | | | | | | | | | | | | | | | |
| Regulatory Information | | | | | | | | | | | | | | | | | | | | | | | | |

Type SLP 105 °C Snap-In Aluminum Electrolytic

Best Value 105 °C Snap-In Type

Part Numbering System

| | | | | | | | |
|------------------|--|---------------------|-------------------------------|----------------------|--------------------|-------------------------------------|--|
| SLP Type | 562 Cap | M Tolerance | 025 Voltage | A3 Case Code | P Polarity | 3 Insulating Sleeve | A Pin Style |
| SLP | 821 = 820 µF 332 = 3300 µF 103 = 10,000 µF | M = ±20% | 025 = 25 Vdc 250 = 250 Vdc | | P = Polarized | 3 = PVC or PET (PET after 12/19) | Blank = 2 pins snap-in 6.3 mm L A = 2 pins snap-in 4.0 mm L |

| Diameter | | Length | | | | | |
|----------|--------|--------|--------|--------|--------|--------|--------|
| | | 25 | 30 | 35 | 40 | 45 | 50 |
| mm | (in) | (1.00) | (1.18) | (1.38) | (1.57) | (1.77) | (2.00) |
| 22 | (0.87) | A1 | A3 | A5 | A7 | A4 | A9 |
| 25 | (1.00) | C1 | C3 | C5 | C7 | C4 | C9 |
| 30 | (1.18) | E1 | E3 | E5 | E7 | E4 | E9 |
| 35 | (1.38) | H1 | H3 | H5 | H7 | H4 | H9 |

Outline Drawing



PC Board Mounting Holes

Ratings

| Cap (µF) | 3000 h @ 105 °C Catalog Part Number | Max 25 °C ESR (Ω) | | Max 105 °C Ripple (A _{rms}) | | Nominal Size (DxL) (mm) |
|------------------------------|-------------------------------------|-------------------|-------|---------------------------------------|-------|-------------------------|
| | | 120 Hz | 20kHz | 120 Hz | 20kHz | |
| 10 Vdc (13 Vdc Surge) | | | | | | |
| 10000 | SLP103M010A1P3 | 0.073 | 0.055 | 1.80 | 2.25 | 22 x 25 |
| 12000 | SLP123M010A3P3 | 0.061 | 0.046 | 2.20 | 2.75 | 22 x 30 |
| 12000 | SLP123M010C1P3 | 0.061 | 0.046 | 2.20 | 2.75 | 25 x 25 |
| 15000 | SLP153M010A5P3 | 0.049 | 0.037 | 2.30 | 2.88 | 22 x 35 |
| 15000 | SLP153M010C1P3 | 0.049 | 0.037 | 2.30 | 2.88 | 25 x 25 |
| 18000 | SLP183M010A7P3 | 0.041 | 0.031 | 2.52 | 3.15 | 22 x 40 |
| 18000 | SLP183M010C3P3 | 0.041 | 0.031 | 2.40 | 3.00 | 25 x 30 |
| 22000 | SLP223M010A4P3 | 0.033 | 0.025 | 2.60 | 3.25 | 22 x 45 |
| 22000 | SLP223M010C5P3 | 0.033 | 0.025 | 2.60 | 3.25 | 25 x 35 |
| 27000 | SLP273M010A9P3 | 0.027 | 0.020 | 3.19 | 3.99 | 22 x 50 |
| 27000 | SLP273M010C7P3 | 0.027 | 0.020 | 3.10 | 3.88 | 25 x 40 |
| 33000 | SLP333M010C4P3 | 0.022 | 0.017 | 3.40 | 4.25 | 25 x 45 |
| 33000 | SLP333M010H3P3 | 0.022 | 0.017 | 3.40 | 4.25 | 35 x 30 |
| 39000 | SLP393M010E7P3 | 0.019 | 0.014 | 3.79 | 4.74 | 30 x 40 |
| 39000 | SLP393M010H3P3 | 0.019 | 0.014 | 3.70 | 4.63 | 35 x 30 |
| 47000 | SLP473M010E4P3 | 0.016 | 0.012 | 4.26 | 5.33 | 30 x 45 |
| 47000 | SLP473M010H5P3 | 0.016 | 0.012 | 4.20 | 5.25 | 35 x 35 |
| 56000 | SLP563M010H7P3 | 0.013 | 0.010 | 5.00 | 6.25 | 35 x 40 |
| 16 Vdc (20 Vdc Surge) | | | | | | |
| 6800 | SLP682M016A1P3 | 0.098 | 0.074 | 2.20 | 2.75 | 22 x 25 |
| 8200 | SLP822M016A3P3 | 0.081 | 0.061 | 2.40 | 3.00 | 22 x 30 |
| 10000 | SLP103M016A3P3 | 0.066 | 0.050 | 2.60 | 3.25 | 22 x 30 |

Additional Voltages and Sizes available at www.cde.com/catalogs/SLP.pdf

| Cap (µF) | 3000 h @ 105 °C Catalog Part Number | Max 25 °C ESR (Ω) | | Max 105 °C Ripple (A _{rms}) | | Nominal Size (DxL) (mm) |
|------------------------------|-------------------------------------|-------------------|-------|---------------------------------------|-------|-------------------------|
| | | 120 Hz | 20kHz | 120 Hz | 20kHz | |
| 16 Vdc (20 Vdc Surge) | | | | | | |
| 10000 | SLP103M016C1P3 | 0.066 | 0.050 | 2.60 | 3.25 | 25 x 25 |
| 12000 | SLP123M016A5P3 | 0.055 | 0.041 | 2.90 | 3.63 | 22 x 35 |
| 12000 | SLP123M016C3P3 | 0.055 | 0.041 | 2.90 | 3.63 | 25 x 30 |
| 15000 | SLP153M016A7P3 | 0.044 | 0.033 | 3.20 | 4.00 | 22 x 40 |
| 15000 | SLP153M016C5P3 | 0.044 | 0.033 | 3.25 | 4.06 | 25 x 35 |
| 15000 | SLP153M016E1P3 | 0.044 | 0.033 | 3.11 | 3.89 | 30 x 25 |
| 18000 | SLP183M016A4P3 | 0.037 | 0.028 | 3.50 | 4.38 | 22 x 45 |
| 18000 | SLP183M016C7P3 | 0.037 | 0.028 | 3.50 | 4.38 | 25 x 40 |
| 18000 | SLP183M016E3P3 | 0.037 | 0.028 | 3.50 | 4.38 | 30 x 30 |
| 22000 | SLP223M016C4P3 | 0.030 | 0.023 | 3.80 | 4.75 | 25 x 45 |
| 22000 | SLP223M016E3P3 | 0.030 | 0.023 | 3.80 | 4.75 | 30 x 30 |
| 22000 | SLP223M016H3P3 | 0.030 | 0.023 | 3.80 | 4.75 | 35 x 30 |
| 27000 | SLP273M016C9P3 | 0.025 | 0.019 | 4.20 | 5.25 | 25 x 50 |
| 27000 | SLP273M016E5P3 | 0.025 | 0.019 | 4.20 | 5.25 | 30 x 35 |
| 27000 | SLP273M016H3P3 | 0.025 | 0.019 | 4.20 | 5.25 | 35 x 30 |
| 33000 | SLP333M016E7P3 | 0.020 | 0.015 | 4.70 | 5.88 | 30 x 40 |
| 33000 | SLP333M016H5P3 | 0.020 | 0.015 | 4.70 | 5.88 | 35 x 35 |
| 39000 | SLP393M016E4P3 | 0.017 | 0.013 | 4.90 | 6.13 | 30 x 45 |
| 39000 | SLP393M016H7P3 | 0.017 | 0.013 | 5.10 | 6.38 | 35 x 40 |
| 47000 | SLP473M016E9P3 | 0.014 | 0.011 | 5.27 | 6.59 | 30 x 50 |
| 47000 | SLP473M016H4P3 | 0.014 | 0.011 | 5.50 | 6.88 | 35 x 45 |

Type SLP 105 °C Snap-In Aluminum Electrolytic

Best Value 105 °C Snap-In Type

| Cap (µF) | 3000 h @ 105 °C Catalog Part Number | Max 25 °C ESR (Ω) | | Max 105 °C Ripple (A _{rms}) | | Nominal Size (DxL) (mm) |
|------------------------------|---|----------------------|-------|--|-------|-------------------------------|
| | | 120 Hz | 20kHz | 120 Hz | 20kHz | |
| 25 Vdc (32 Vdc Surge) | | | | | | |
| 3300 | SLP332M025A1P3 | 0.181 | 0.136 | 1.70 | 2.13 | 22 x 25 |
| 4700 | SLP472M025A1P3 | 0.127 | 0.095 | 2.00 | 2.50 | 22 x 25 |
| 5600 | SLP562M025A3P3 | 0.107 | 0.080 | 2.20 | 2.75 | 22 x 30 |
| 6800 | SLP682M025A3P3 | 0.088 | 0.066 | 2.40 | 3.00 | 22 x 30 |
| 6800 | SLP682M025C1P3 | 0.088 | 0.066 | 2.40 | 3.00 | 25 x 25 |
| 8200 | SLP822M025A5P3 | 0.073 | 0.055 | 2.70 | 3.38 | 22 x 35 |
| 8200 | SLP822M025C3P3 | 0.073 | 0.055 | 2.70 | 3.38 | 25 x 30 |
| 8200 | SLP822M025E1P3 | 0.073 | 0.055 | 2.70 | 3.38 | 30 x 25 |
| 10000 | SLP103M025A7P3 | 0.060 | 0.045 | 3.00 | 3.75 | 22 x 40 |
| 10000 | SLP103M025C5P3 | 0.060 | 0.045 | 3.00 | 3.75 | 25 x 35 |
| 10000 | SLP103M025E3P3 | 0.060 | 0.045 | 3.00 | 3.75 | 30 x 30 |
| 12000 | SLP123M025A9P3 | 0.050 | 0.038 | 3.20 | 4.00 | 22 x 50 |
| 12000 | SLP123M025C7P3 | 0.050 | 0.038 | 3.20 | 4.00 | 25 x 40 |
| 15000 | SLP153M025C4P3 | 0.040 | 0.030 | 3.60 | 4.50 | 25 x 45 |
| 15000 | SLP153M025E5P3 | 0.040 | 0.030 | 3.60 | 4.50 | 30 x 35 |
| 15000 | SLP153M025H3P3 | 0.040 | 0.030 | 3.60 | 4.50 | 35 x 30 |
| 18000 | SLP183M025E7P3 | 0.033 | 0.025 | 3.90 | 4.88 | 30 x 40 |
| 18000 | SLP183M025H5P3 | 0.033 | 0.025 | 3.90 | 4.88 | 35 x 35 |
| 22000 | SLP223M025E4P3 | 0.027 | 0.020 | 4.30 | 5.38 | 30 x 45 |
| 22000 | SLP223M025H5P3 | 0.027 | 0.020 | 4.30 | 5.38 | 35 x 35 |
| 27000 | SLP273M025H4P3 | 0.022 | 0.017 | 4.80 | 6.00 | 35 x 45 |
| 33000 | SLP333M025H9P3 | 0.018 | 0.014 | 5.55 | 6.94 | 35 x 50 |
| 35 Vdc (44 Vdc Surge) | | | | | | |
| 3900 | SLP392M035A3P3 | 0.136 | 0.102 | 2.00 | 2.50 | 22 x 30 |
| 4700 | SLP472M035A5P3 | 0.113 | 0.085 | 2.20 | 2.75 | 22 x 35 |
| 4700 | SLP472M035C1P3 | 0.113 | 0.085 | 2.20 | 2.75 | 25 x 25 |
| 4700 | SLP472M035C5P3 | 0.113 | 0.085 | 2.53 | 3.16 | 25 x 35 |
| 5600 | SLP562M035A5P3 | 0.095 | 0.071 | 2.40 | 3.00 | 22 x 35 |
| 5600 | SLP562M035C3P3 | 0.095 | 0.071 | 2.40 | 3.00 | 25 x 30 |
| 6800 | SLP682M035A7P3 | 0.078 | 0.059 | 2.60 | 3.25 | 22 x 40 |
| 6800 | SLP682M035C5P3 | 0.078 | 0.059 | 2.60 | 3.25 | 25 x 35 |
| 6800 | SLP682M035E1P3 | 0.078 | 0.059 | 2.78 | 3.48 | 30 x 25 |
| 8200 | SLP822M035A9P3 | 0.065 | 0.049 | 2.90 | 3.63 | 22 x 50 |
| 8200 | SLP822M035C7P3 | 0.065 | 0.049 | 2.90 | 3.63 | 25 x 40 |
| 8200 | SLP822M035E3P3 | 0.065 | 0.049 | 2.90 | 3.63 | 30 x 30 |
| 10000 | SLP103M035C4P3 | 0.053 | 0.040 | 3.20 | 4.00 | 25 x 45 |
| 10000 | SLP103M035E5P3 | 0.053 | 0.040 | 3.20 | 4.00 | 30 x 35 |
| 10000 | SLP103M035C7P3 | 0.053 | 0.040 | 3.04 | 3.80 | 25 x 40 |
| 12000 | SLP123M035C9P3 | 0.044 | 0.033 | 3.50 | 4.38 | 25 x 50 |
| 12000 | SLP123M035E7P3 | 0.044 | 0.033 | 3.50 | 4.38 | 30 x 40 |
| 12000 | SLP123M035H3P3 | 0.044 | 0.033 | 3.50 | 4.38 | 35 x 30 |
| 15000 | SLP153M035E4P3 | 0.035 | 0.026 | 3.90 | 4.88 | 30 x 45 |
| 15000 | SLP153M035H5P3 | 0.035 | 0.026 | 3.90 | 4.88 | 35 x 35 |

Additional Voltages and Sizes available at www.cde.com/catalogs/SLP.pdf

| Cap (µF) | 3000 h @ 105 °C Catalog Part Number | Max 25 °C ESR (Ω) | | Max 105 °C Ripple (A _{rms}) | | Nominal Size (DxL) (mm) |
|------------------------------|---|----------------------|-------|--|-------|-------------------------------|
| | | 120 Hz | 20kHz | 120 Hz | 20kHz | |
| 35 Vdc (44 Vdc Surge) | | | | | | |
| 18000 | SLP183M035H7P3 | 0.029 | 0.022 | 4.51 | 5.64 | 35 x 40 |
| 22000 | SLP223M035H4P3 | 0.024 | 0.018 | 5.24 | 6.55 | 35 x 45 |
| 22000 | SLP223M035H9P3 | 0.024 | 0.018 | 5.48 | 6.85 | 35 x 50 |
| 50 Vdc (63 Vdc Surge) | | | | | | |
| 1800 | SLP182M050A1P3 | 0.258 | 0.194 | 1.50 | 1.88 | 22 x 25 |
| 2200 | SLP222M050A3P3 | 0.211 | 0.158 | 1.70 | 2.13 | 22 x 30 |
| 2700 | SLP272M050A3P3 | 0.172 | 0.129 | 1.80 | 2.25 | 22 x 30 |
| 2700 | SLP272M050C1P3 | 0.172 | 0.129 | 1.80 | 2.25 | 25 x 25 |
| 3300 | SLP332M050A5P3 | 0.141 | 0.106 | 2.00 | 2.50 | 22 x 35 |
| 3300 | SLP332M050C3P3 | 0.141 | 0.106 | 2.00 | 2.50 | 25 x 30 |
| 3900 | SLP392M050A7P3 | 0.119 | 0.089 | 2.23 | 2.79 | 22 x 40 |
| 3900 | SLP392M050C3P3 | 0.119 | 0.089 | 2.20 | 2.75 | 25 x 30 |
| 3900 | SLP392M050E1P3 | 0.119 | 0.089 | 2.20 | 2.75 | 30 x 25 |
| 4700 | SLP472M050A4P3 | 0.099 | 0.074 | 2.50 | 3.13 | 22 x 45 |
| 4700 | SLP472M050C5P3 | 0.099 | 0.074 | 2.43 | 3.04 | 25 x 35 |
| 4700 | SLP472M050E3P3 | 0.099 | 0.074 | 2.50 | 3.13 | 30 x 30 |
| 5600 | SLP562M050A9P3 | 0.083 | 0.062 | 2.80 | 3.50 | 22 x 50 |
| 5600 | SLP562M050C7P3 | 0.083 | 0.062 | 2.80 | 3.50 | 25 x 40 |
| 5600 | SLP562M050E3P3 | 0.083 | 0.062 | 2.76 | 3.45 | 30 x 30 |
| 6800 | SLP682M050C4P3 | 0.068 | 0.051 | 3.30 | 4.13 | 25 x 45 |
| 6800 | SLP682M050E5P3 | 0.068 | 0.051 | 3.30 | 4.13 | 30 x 35 |
| 6800 | SLP682M050H3P3 | 0.068 | 0.051 | 3.30 | 4.13 | 35 x 30 |
| 8200 | SLP822M050E7P3 | 0.057 | 0.043 | 3.71 | 4.64 | 30 x 40 |
| 8200 | SLP822M050H5P3 | 0.057 | 0.043 | 3.85 | 4.81 | 35 x 35 |
| 10000 | SLP103M050E9P3 | 0.046 | 0.035 | 4.51 | 5.64 | 30 x 50 |
| 10000 | SLP103M050H7P3 | 0.046 | 0.035 | 4.49 | 5.61 | 35 x 40 |
| 12000 | SLP123M050H4P3 | 0.039 | 0.029 | 4.56 | 5.70 | 35 x 45 |
| 15000 | SLP153M050H9P3 | 0.031 | 0.023 | 4.80 | 6.00 | 35 x 50 |
| 63 Vdc (79 Vdc Surge) | | | | | | |
| 1200 | SLP122M063A1P3 | 0.332 | 0.249 | 1.40 | 1.75 | 22 x 25 |
| 1500 | SLP152M063A3P3 | 0.265 | 0.199 | 1.50 | 1.88 | 22 x 30 |
| 1800 | SLP182M063A3P3 | 0.221 | 0.166 | 1.70 | 2.13 | 22 x 30 |
| 1800 | SLP182M063C1P3 | 0.221 | 0.166 | 1.70 | 2.13 | 25 x 25 |
| 2200 | SLP222M063A5P3 | 0.181 | 0.136 | 2.00 | 2.50 | 22 x 35 |
| 2200 | SLP222M063C3P3 | 0.181 | 0.136 | 2.00 | 2.50 | 25 x 30 |
| 2700 | SLP272M063A7P3 | 0.147 | 0.110 | 2.20 | 2.75 | 22 x 40 |
| 2700 | SLP272M063C5P3 | 0.147 | 0.110 | 2.20 | 2.75 | 25 x 35 |
| 2700 | SLP272M063E1P3 | 0.147 | 0.110 | 2.20 | 2.75 | 30 x 25 |
| 3300 | SLP332M063A4P3 | 0.121 | 0.091 | 2.60 | 3.25 | 22 x 45 |
| 3300 | SLP332M063C5P3 | 0.121 | 0.091 | 2.39 | 2.99 | 25 x 35 |
| 3300 | SLP332M063E3P3 | 0.121 | 0.091 | 2.50 | 3.13 | 30 x 30 |
| 3900 | SLP392M063C7P3 | 0.102 | 0.077 | 2.57 | 3.21 | 25 x 40 |
| 3900 | SLP392M063E5P3 | 0.102 | 0.077 | 2.70 | 3.38 | 30 x 35 |

Type SLP 105 °C Snap-In Aluminum Electrolytic

Best Value 105 °C Snap-In Type

| Cap (µF) | 3000 h @ 105 °C | | Max 25 °C ESR | | Max 105 °C Ripple | | Nominal Size (DxL) (mm) |
|--------------------------------|------------------------|--|---------------------|-------|-------------------------------------|------|-------------------------------|
| | Catalog Part Number | | (Ω) 120 Hz 20kHz | | (A _{rms}) 120 Hz 20kHz | | |
| 63 Vdc (79 Vdc Surge) | | | | | | | |
| 4700 | SLP472M063C9P3 | | 0.085 | 0.064 | 3.00 | 3.75 | 25 x 50 |
| 4700 | SLP472M063E7P3 | | 0.085 | 0.064 | 3.00 | 3.75 | 30 x 40 |
| 4700 | SLP472M063H3P3* | | 0.085 | 0.064 | 3.00 | 3.75 | 35 x 30 |
| 5600 | SLP562M063E7P3 | | 0.071 | 0.053 | 3.22 | 4.03 | 30 x 40 |
| 5600 | SLP562M063H5P3 | | 0.071 | 0.053 | 3.30 | 4.13 | 35 x 35 |
| 6800 | SLP682M063E9P3 | | 0.059 | 0.044 | 3.86 | 4.83 | 30 x 50 |
| 6800 | SLP682M063H7P3 | | 0.059 | 0.044 | 3.84 | 4.80 | 35 x 40 |
| 8200 | SLP822M063H4P3 | | 0.049 | 0.037 | 4.43 | 5.54 | 35 x 45 |
| 10000 | SLP103M063H9P3 | | 0.040 | 0.030 | 5.11 | 6.39 | 35 x 50 |
| 10000 | SLP103M063H4P3* | | 0.040 | 0.030 | 4.89 | 6.11 | 35 x 45 |
| 80 Vdc (100 Vdc Surge) | | | | | | | |
| 1000 | SLP102M080A1P3 | | 0.332 | 0.249 | 1.19 | 1.49 | 22 x 25 |
| 1200 | SLP122M080A3P3 | | 0.276 | 0.207 | 1.50 | 1.88 | 22 x 30 |
| 1500 | SLP152M080A3P3 | | 0.221 | 0.166 | 1.59 | 1.99 | 22 x 30 |
| 1500 | SLP152M080C1P3 | | 0.221 | 0.166 | 1.59 | 1.99 | 25 x 25 |
| 1800 | SLP182M080A5P3 | | 0.184 | 0.138 | 1.79 | 2.24 | 22 x 35 |
| 1800 | SLP182M080C3P3 | | 0.184 | 0.138 | 1.71 | 2.14 | 25 x 30 |
| 2200 | SLP222M080A7P3 | | 0.151 | 0.113 | 2.03 | 2.54 | 22 x 40 |
| 2200 | SLP222M080C5P3 | | 0.151 | 0.113 | 2.10 | 2.63 | 25 x 35 |
| 2200 | SLP222M080E1P3 | | 0.151 | 0.113 | 1.98 | 2.48 | 30 x 25 |
| 2700 | SLP272M080A4P3 | | 0.123 | 0.092 | 2.39 | 2.99 | 22 x 45 |
| 2700 | SLP272M080C7P3 | | 0.123 | 0.092 | 2.35 | 2.94 | 25 x 40 |
| 2700 | SLP272M080E3P3 | | 0.123 | 0.092 | 2.35 | 2.94 | 30 x 30 |
| 3300 | SLP332M080C4P3* | | 0.101 | 0.076 | 2.64 | 3.30 | 25 x 45 |
| 3300 | SLP332M080E5P3 | | 0.101 | 0.076 | 2.61 | 3.26 | 30 x 35 |
| 3300 | SLP332M080H3P3 | | 0.101 | 0.076 | 2.60 | 3.25 | 35 x 30 |
| 3900 | SLP392M080C9P3 | | 0.085 | 0.064 | 2.92 | 3.65 | 25 x 50 |
| 3900 | SLP392M080E7P3 | | 0.085 | 0.064 | 2.82 | 3.53 | 30 x 40 |
| 3900 | SLP392M080H3P3 | | 0.085 | 0.064 | 2.97 | 3.71 | 35 x 30 |
| 4700 | SLP472M080E4P3 | | 0.071 | 0.053 | 3.34 | 4.18 | 30 x 45 |
| 4700 | SLP472M080H5P3 | | 0.071 | 0.053 | 3.38 | 4.23 | 35 x 35 |
| 5600 | SLP562M080E9P3 | | 0.059 | 0.044 | 3.80 | 4.75 | 30 x 50 |
| 5600 | SLP562M080H7P3 | | 0.059 | 0.044 | 3.80 | 4.75 | 35 x 40 |
| 6800 | SLP682M080H4P3 | | 0.049 | 0.037 | 3.90 | 4.88 | 35 x 45 |
| 8200 | SLP822M080H9P3 | | 0.040 | 0.030 | 4.20 | 5.25 | 35 x 50 |
| 100 Vdc (125 Vdc Surge) | | | | | | | |
| 680 | SLP681M100A1P3 | | 0.390 | 0.293 | 1.09 | 1.36 | 22 x 25 |
| 820 | SLP821M100A3P3 | | 0.324 | 0.243 | 1.40 | 1.75 | 22 x 30 |
| 1000 | SLP102M100A3P3 | | 0.265 | 0.199 | 1.47 | 1.84 | 22 x 30 |
| 1000 | SLP102M100C1P3 | | 0.265 | 0.199 | 1.45 | 1.81 | 25 x 25 |
| 1200 | SLP122M100A5P3 | | 0.221 | 0.166 | 1.69 | 2.11 | 22 x 35 |
| 1200 | SLP122M100C3P3 | | 0.221 | 0.166 | 1.68 | 2.10 | 25 x 30 |
| 1500 | SLP152M100A7P3 | | 0.177 | 0.133 | 1.97 | 2.46 | 22 x 40 |

Additional Voltages and Sizes available at www.cde.com/catalogs/SLP.pdf

| Cap (µF) | 3000 h @ 105 °C | | Max 25 °C ESR | | Max 105 °C Ripple | | Nominal Size (DxL) (mm) |
|--------------------------------|------------------------|--|---------------------|-------|-------------------------------------|------|-------------------------------|
| | Catalog Part Number | | (Ω) 120 Hz 20kHz | | (A _{rms}) 120 Hz 20kHz | | |
| 100 Vdc (125 Vdc Surge) | | | | | | | |
| 1500 | SLP152M100C5P3 | | 0.177 | 0.133 | 1.98 | 2.48 | 25 x 35 |
| 1500 | SLP152M100E1P3 | | 0.177 | 0.133 | 1.95 | 2.44 | 30 x 25 |
| 1500 | SLP152M100E3P3 | | 0.177 | 0.133 | 2.09 | 2.61 | 30 x 30 |
| 1800 | SLP182M100A4P3 | | 0.147 | 0.110 | 2.23 | 2.79 | 22 x 45 |
| 1800 | SLP182M100C7P3 | | 0.147 | 0.110 | 2.20 | 2.75 | 25 x 40 |
| 1800 | SLP182M100E3P3 | | 0.147 | 0.110 | 2.20 | 2.75 | 30 x 30 |
| 2200 | SLP222M100C4P3 | | 0.121 | 0.091 | 2.53 | 3.16 | 25 x 45 |
| 2200 | SLP222M100E5P3 | | 0.121 | 0.091 | 2.55 | 3.19 | 30 x 35 |
| 2200 | SLP222M100H3P3 | | 0.121 | 0.091 | 2.60 | 3.25 | 35 x 30 |
| 2700 | SLP272M100C9P3 | | 0.098 | 0.074 | 2.82 | 3.53 | 25 x 50 |
| 2700 | SLP272M100E7P3 | | 0.098 | 0.074 | 2.86 | 3.58 | 30 x 40 |
| 2700 | SLP272M100H5P3 | | 0.098 | 0.074 | 2.90 | 3.63 | 35 x 35 |
| 3300 | SLP332M100E4P3 | | 0.080 | 0.060 | 3.30 | 4.13 | 30 x 45 |
| 3300 | SLP332M100H5P3 | | 0.080 | 0.060 | 3.25 | 4.06 | 35 x 35 |
| 3900 | SLP392M100E9P3 | | 0.068 | 0.051 | 3.60 | 4.50 | 30 x 50 |
| 3900 | SLP392M100H7P3 | | 0.068 | 0.051 | 3.67 | 4.59 | 35 x 40 |
| 4700 | SLP472M100H4P3 | | 0.056 | 0.042 | 3.80 | 4.75 | 35 x 45 |
| 5600 | SLP562M100H9P3 | | 0.047 | 0.035 | 4.05 | 5.06 | 35 x 50 |
| 160 Vdc (200Vdc Surge) | | | | | | | |
| 330 | SLP331M160A1P3 | | 0.603 | 0.452 | 1.20 | 1.76 | 22 x 25 |
| 390 | SLP391M160A3P3 | | 0.510 | 0.383 | 1.30 | 1.91 | 22 x 30 |
| 470 | SLP471M160A3P3 | | 0.423 | 0.317 | 1.55 | 2.28 | 22 x 30 |
| 470 | SLP471M160C1P3 | | 0.423 | 0.317 | 1.55 | 2.28 | 25 x 25 |
| 560 | SLP561M160A5P3 | | 0.355 | 0.266 | 1.67 | 2.45 | 22 x 35 |
| 560 | SLP561M160C3P3 | | 0.355 | 0.266 | 1.67 | 2.45 | 25 x 30 |
| 680 | SLP681M160A7P3 | | 0.293 | 0.220 | 1.82 | 2.68 | 22 x 40 |
| 680 | SLP681M160C5P3 | | 0.293 | 0.220 | 1.85 | 2.72 | 25 x 35 |
| 680 | SLP681M160E1P3 | | 0.293 | 0.220 | 1.82 | 2.68 | 30 x 25 |
| 820 | SLP821M160A4P3 | | 0.243 | 0.182 | 2.04 | 3.00 | 22 x 45 |
| 820 | SLP821M160C7P3 | | 0.243 | 0.182 | 2.04 | 3.00 | 25 x 40 |
| 820 | SLP821M160E3P3 | | 0.243 | 0.182 | 2.04 | 3.00 | 30 x 30 |
| 1000 | SLP102M160C4P3 | | 0.199 | 0.149 | 2.40 | 3.53 | 25 x 45 |
| 1000 | SLP102M160E5P3 | | 0.199 | 0.149 | 2.25 | 3.31 | 30 x 35 |
| 1200 | SLP122M160C9P3 | | 0.166 | 0.125 | 2.62 | 3.85 | 25 x 50 |
| 1200 | SLP122M160E7P3 | | 0.166 | 0.125 | 2.49 | 3.66 | 30 x 40 |
| 1200 | SLP122M160H3P3 | | 0.166 | 0.125 | 2.49 | 3.66 | 35 x 30 |
| 1500 | SLP152M160E4P3 | | 0.133 | 0.100 | 2.84 | 4.17 | 30 x 45 |
| 1500 | SLP152M160H5P3 | | 0.133 | 0.100 | 2.84 | 4.17 | 35 x 35 |
| 1800 | SLP182M160E9P3 | | 0.111 | 0.083 | 3.32 | 4.88 | 30 x 50 |
| 1800 | SLP182M160H7P3 | | 0.111 | 0.083 | 3.00 | 4.41 | 35 x 40 |
| 2200 | SLP222M160H4P3 | | 0.090 | 0.068 | 3.50 | 5.15 | 35 x 45 |
| 180 Vdc (225Vdc Surge) | | | | | | | |
| 270 | SLP271M180A1P3 | | 0.737 | 0.553 | 1.00 | 1.47 | 22 x 25 |

*Denotes Discontinued Part

Type SLP 105 °C Snap-In Aluminum Electrolytic

Best Value 105 °C Snap-In Type

| Cap (µF) | 3000 h @ 105 °C Catalog Part Number | Max 25 °C ESR (Ω) | | Max 105 °C Ripple (A _{rms}) | | Nominal Size (DxL) (mm) |
|--------------------------------|---|----------------------|-------|--|-------|-------------------------------|
| | | 120 Hz | 20kHz | 120 Hz | 20kHz | |
| 180 Vdc (225Vdc Surge) | | | | | | |
| 330 | SLP331M180A3P3 | 0.603 | 0.452 | 1.20 | 1.76 | 22 x 30 |
| 390 | SLP391M180A3P3 | 0.510 | 0.383 | 1.35 | 1.98 | 22 x 30 |
| 390 | SLP391M180C1P3 | 0.510 | 0.383 | 1.35 | 1.98 | 25 x 25 |
| 470 | SLP471M180A5P3 | 0.423 | 0.317 | 1.50 | 2.21 | 22 x 35 |
| 470 | SLP471M180C3P3 | 0.423 | 0.317 | 1.50 | 2.21 | 25 x 30 |
| 560 | SLP561M180A7P3 | 0.355 | 0.266 | 1.67 | 2.45 | 22 x 40 |
| 560 | SLP561M180C3P3 | 0.355 | 0.266 | 1.67 | 2.45 | 25 x 30 |
| 560 | SLP561M180E1P3 | 0.355 | 0.266 | 1.67 | 2.45 | 30 x 25 |
| 680 | SLP681M180A4P3 | 0.293 | 0.220 | 1.78 | 2.62 | 22 x 45 |
| 680 | SLP681M180C5P3 | 0.293 | 0.220 | 1.78 | 2.62 | 25 x 35 |
| 680 | SLP681M180E3P3 | 0.293 | 0.220 | 1.78 | 2.62 | 30 x 30 |
| 820 | SLP821M180A9P3 | 0.243 | 0.182 | 2.04 | 3.00 | 22 x 50 |
| 820 | SLP821M180C7P3 | 0.243 | 0.182 | 2.04 | 3.00 | 25 x 40 |
| 820 | SLP821M180E3P3 | 0.243 | 0.182 | 2.04 | 3.00 | 30 x 30 |
| 1000 | SLP102M180C4P3 | 0.199 | 0.149 | 2.30 | 3.38 | 25 x 45 |
| 1000 | SLP102M180E5P3 | 0.199 | 0.149 | 2.30 | 3.38 | 30 x 35 |
| 1000 | SLP102M180H3P3 | 0.199 | 0.149 | 2.30 | 3.38 | 35 x 30 |
| 1200 | SLP122M180E7P3 | 0.166 | 0.125 | 2.55 | 3.75 | 30 x 40 |
| 1200 | SLP122M180H5P3 | 0.166 | 0.125 | 2.55 | 3.75 | 35 x 35 |
| 1500 | SLP152M180E4P3 | 0.133 | 0.100 | 2.90 | 4.26 | 30 x 45 |
| 1500 | SLP152M180H7P3 | 0.133 | 0.100 | 2.90 | 4.26 | 35 x 40 |
| 1800 | SLP182M180H4P3 | 0.111 | 0.083 | 3.30 | 4.85 | 35 x 45 |
| 2200 | SLP222M180H9P3 | 0.090 | 0.068 | 3.65 | 5.37 | 35 x 50 |
| 200 Vdc (250 Vdc Surge) | | | | | | |
| 220 | SLP221M200A1P3 | 0.905 | 0.679 | 0.99 | 1.46 | 22 x 25 |
| 220 | SLP221M200A3P3 | 0.905 | 0.679 | 1.07 | 1.57 | 22 x 30 |
| 270 | SLP271M200A1P3 | 0.737 | 0.553 | 1.10 | 1.62 | 22 x 25 |
| 330 | SLP331M200A3P3 | 0.603 | 0.452 | 1.25 | 1.84 | 22 x 30 |
| 330 | SLP331M200C1P3 | 0.603 | 0.452 | 1.25 | 1.84 | 25 x 25 |
| 330 | SLP331M200C3P3* | 0.603 | 0.452 | 1.35 | 1.98 | 25 x 30 |
| 390 | SLP391M200A5P3 | 0.510 | 0.383 | 1.35 | 1.98 | 22 x 35 |
| 390 | SLP391M200C3P3 | 0.510 | 0.383 | 1.35 | 1.98 | 25 x 30 |
| 470 | SLP471M200A7P3 | 0.423 | 0.317 | 1.50 | 2.21 | 22 x 40 |
| 470 | SLP471M200C3P3 | 0.423 | 0.317 | 1.50 | 2.21 | 25 x 30 |
| 470 | SLP471M200C5P3 | 0.423 | 0.317 | 1.60 | 2.35 | 25 x 35 |
| 470 | SLP471M200E1P3 | 0.423 | 0.317 | 1.50 | 2.21 | 30 x 25 |
| 560 | SLP561M200A4P3 | 0.355 | 0.266 | 1.67 | 2.45 | 22 x 45 |
| 560 | SLP561M200C5P3 | 0.355 | 0.266 | 1.70 | 2.50 | 25 x 35 |
| 560 | SLP561M200E1P3 | 0.355 | 0.266 | 1.67 | 2.45 | 30 x 25 |
| 680 | SLP681M200A9P3 | 0.293 | 0.220 | 1.78 | 2.62 | 22 x 50 |
| 680 | SLP681M200C5P3 | 0.293 | 0.220 | 1.72 | 2.53 | 25 x 35 |
| 680 | SLP681M200C7P3* | 0.293 | 0.220 | 1.82 | 2.68 | 25 x 40 |
| 680 | SLP681M200E3P3 | 0.293 | 0.220 | 1.78 | 2.62 | 30 x 30 |

Additional Voltages and Sizes available at www.cde.com/catalogs/SLP.pdf

| Cap (µF) | 3000 h @ 105 °C Catalog Part Number | Max 25 °C ESR (Ω) | | Max 105 °C Ripple (A _{rms}) | | Nominal Size (DxL) (mm) |
|--------------------------------|---|----------------------|-------|--|-------|-------------------------------|
| | | 120 Hz | 20kHz | 120 Hz | 20kHz | |
| 200 Vdc (250 Vdc Surge) | | | | | | |
| 820 | SLP821M200C4P3 | 0.243 | 0.182 | 2.10 | 3.09 | 25 x 45 |
| 820 | SLP821M200E5P3 | 0.243 | 0.182 | 2.04 | 3.00 | 30 x 35 |
| 820 | SLP821M200H3P3 | 0.243 | 0.182 | 2.04 | 3.00 | 35 x 30 |
| 1000 | SLP102M200C9P3 | 0.199 | 0.149 | 2.42 | 3.56 | 25 x 50 |
| 1000 | SLP102M200E7P3 | 0.199 | 0.149 | 2.30 | 3.38 | 30 x 40 |
| 1000 | SLP102M200H5P3 | 0.199 | 0.149 | 2.30 | 3.38 | 35 x 35 |
| 1200 | SLP122M200E4P3 | 0.166 | 0.125 | 2.65 | 3.90 | 30 x 45 |
| 1200 | SLP122M200H5P3* | 0.166 | 0.125 | 2.65 | 3.90 | 35 x 35 |
| 1200 | SLP122M200H3P3 | 0.166 | 0.125 | 2.49 | 3.66 | 35 x 30 |
| 1500 | SLP152M200H7P3 | 0.133 | 0.100 | 3.08 | 4.53 | 35 x 40 |
| 1800 | SLP182M200H4P3* | 0.111 | 0.083 | 3.48 | 5.12 | 35 x 45 |
| 1800 | SLP182M200H7P3 | 0.111 | 0.083 | 3.31 | 4.87 | 35 x 40 |
| 220 Vdc (270 Vdc Surge) | | | | | | |
| 220 | SLP221M220A1P3 | 0.905 | 0.679 | 1.00 | 1.47 | 22 x 25 |
| 270 | SLP271M220A3P3 | 0.737 | 0.553 | 1.15 | 1.69 | 22 x 30 |
| 330 | SLP331M220A5P3 | 0.603 | 0.452 | 1.25 | 1.84 | 22 x 35 |
| 330 | SLP331M220C1P3 | 0.603 | 0.452 | 1.25 | 1.84 | 25 x 25 |
| 390 | SLP391M220A5P3 | 0.510 | 0.383 | 1.40 | 2.06 | 22 x 35 |
| 390 | SLP391M220C3P3 | 0.510 | 0.383 | 1.40 | 2.06 | 25 x 30 |
| 470 | SLP471M220A7P3 | 0.423 | 0.317 | 1.51 | 2.22 | 22 x 40 |
| 470 | SLP471M220C3P3 | 0.423 | 0.317 | 1.44 | 2.12 | 25 x 30 |
| 470 | SLP471M220E1P3 | 0.423 | 0.317 | 1.50 | 2.21 | 30 x 25 |
| 560 | SLP561M220A4P3 | 0.355 | 0.266 | 1.70 | 2.50 | 22 x 45 |
| 560 | SLP561M220C5P3 | 0.355 | 0.266 | 1.64 | 2.41 | 25 x 35 |
| 560 | SLP561M220E3P3 | 0.355 | 0.266 | 1.70 | 2.50 | 30 x 30 |
| 560 | SLP561M220H1P3 | 0.355 | 0.266 | 1.71 | 2.51 | 35 x 25 |
| 680 | SLP681M220C7P3 | 0.293 | 0.220 | 1.84 | 2.70 | 25 x 40 |
| 680 | SLP681M220E5P3 | 0.293 | 0.220 | 1.93 | 2.84 | 30 x 35 |
| 680 | SLP681M220H3P3 | 0.293 | 0.220 | 1.89 | 2.78 | 35 x 30 |
| 820 | SLP821M220C4P3 | 0.243 | 0.182 | 2.08 | 3.06 | 25 x 45 |
| 820 | SLP821M220E7P3 | 0.243 | 0.182 | 2.19 | 3.22 | 30 x 40 |
| 820 | SLP821M220H3P3 | 0.243 | 0.182 | 2.16 | 3.18 | 35 x 30 |
| 1000 | SLP102M220E4P3 | 0.199 | 0.149 | 2.50 | 3.68 | 30 x 45 |
| 1000 | SLP102M220H5P3 | 0.199 | 0.149 | 2.44 | 3.59 | 35 x 35 |
| 1200 | SLP122M220H7P3 | 0.166 | 0.125 | 2.79 | 4.10 | 35 x 40 |
| 1500 | SLP152M220H4P3 | 0.133 | 0.100 | 3.22 | 4.73 | 35 x 45 |
| 250 Vdc (300 Vdc Surge) | | | | | | |
| 180 | SLP181M250A1P3 | 1.106 | 0.830 | 0.88 | 1.29 | 22 x 25 |
| 180 | SLP181M250C1P3* | 1.106 | 0.830 | 0.95 | 1.40 | 25 x 25 |
| 220 | SLP221M250A3P3 | 0.905 | 0.679 | 1.00 | 1.47 | 22 x 30 |
| 220 | SLP221M250C1P3 | 0.905 | 0.679 | 1.08 | 1.59 | 25 x 25 |
| 270 | SLP271M250A5P3 | 0.737 | 0.553 | 1.18 | 1.73 | 22 x 35 |
| 270 | SLP271M250C3P3 | 0.737 | 0.553 | 1.27 | 1.87 | 25 x 30 |

*Denotes Discontinued Part

Type SLP 105 °C Snap-In Aluminum Electrolytic

Best Value 105 °C Snap-In Type

Additional Voltages and Sizes available at www.cde.com/catalogs/SLP.pdf

| Cap (µF) | 3000 h @ 105 °C Catalog Part Number | Max 25 °C ESR (Ω) | | Max 105 °C Ripple (A _{rms}) | | Nominal Size (DxL) (mm) |
|--------------------------------|---|----------------------|-------|--|-------|-------------------------------|
| | | 120 Hz | 20kHz | 120 Hz | 20kHz | |
| 250 Vdc (300 Vdc Surge) | | | | | | |
| 330 | SLP331M250A7P3 | 0.603 | 0.452 | 1.30 | 1.91 | 22 x 40 |
| 330 | SLP331M250C3P3 | 0.603 | 0.452 | 1.30 | 1.91 | 25 x 30 |
| 330 | SLP331M250E1P3 | 0.603 | 0.452 | 1.35 | 1.98 | 30 x 25 |
| 330 | SLP331M250A3P3 | 0.603 | 0.452 | 1.15 | 1.69 | 22 x 30 |
| 390 | SLP391M250A4P3 | 0.510 | 0.383 | 1.49 | 2.19 | 22 x 45 |
| 390 | SLP391M250C5P3 | 0.510 | 0.383 | 1.49 | 2.19 | 25 x 35 |
| 390 | SLP391M250E3P3 | 0.510 | 0.383 | 1.49 | 2.19 | 30 x 30 |
| 470 | SLP471M250A9P3 | 0.423 | 0.317 | 1.65 | 2.43 | 22 x 50 |
| 470 | SLP471M250C7P3 | 0.423 | 0.317 | 1.65 | 2.43 | 25 x 40 |
| 470 | SLP471M250E3P3 | 0.423 | 0.317 | 1.65 | 2.43 | 30 x 30 |
| 560 | SLP561M250C4P3 | 0.355 | 0.266 | 1.80 | 2.65 | 25 x 45 |
| 560 | SLP561M250E5P3 | 0.355 | 0.266 | 1.80 | 2.65 | 30 x 35 |
| 680 | SLP681M250C9P3 | 0.293 | 0.220 | 2.03 | 2.98 | 25 x 50 |
| 680 | SLP681M250E7P3 | 0.293 | 0.220 | 2.00 | 2.94 | 30 x 40 |
| 680 | SLP681M250H3P3 | 0.293 | 0.220 | 2.00 | 2.94 | 35 x 30 |
| 820 | SLP821M250E4P3 | 0.243 | 0.182 | 2.30 | 3.38 | 30 x 45 |
| 820 | SLP821M250H5P3 | 0.243 | 0.182 | 2.30 | 3.38 | 35 x 35 |
| 1000 | SLP102M250E9P3 | 0.199 | 0.149 | 2.70 | 3.97 | 30 x 50 |
| 1000 | SLP102M250H7P3 | 0.199 | 0.149 | 2.69 | 3.95 | 35 x 40 |
| 1200 | SLP122M250H4P3 | 0.166 | 0.125 | 3.09 | 4.54 | 35 x 45 |
| 1500 | SLP152M250H9P3 | 0.133 | 0.100 | 3.61 | 5.31 | 35 x 50 |
| 315 Vdc (365 Vdc Surge) | | | | | | |
| 120 | SLP121M315A1P3 | 2.765 | 2.074 | 0.75 | 1.10 | 22 x 25 |
| 150 | SLP151M315A3P3 | 2.212 | 1.659 | 0.82 | 1.21 | 22 x 30 |
| 150 | SLP151M315C1P3 | 2.212 | 1.659 | 0.82 | 1.21 | 25 x 25 |
| 180 | SLP181M315A5P3 | 1.843 | 1.382 | 0.92 | 1.35 | 22 x 35 |
| 180 | SLP181M315C3P3 | 1.843 | 1.382 | 0.93 | 1.37 | 25 x 30 |
| 220 | SLP221M315A7P3 | 1.508 | 1.131 | 1.04 | 1.53 | 22 x 40 |
| 220 | SLP221M315C3P3 | 1.508 | 1.131 | 1.04 | 1.53 | 25 x 30 |
| 220 | SLP221M315E1P3 | 1.508 | 1.131 | 1.04 | 1.53 | 30 x 25 |
| 270 | SLP271M315A4P3 | 1.229 | 0.922 | 1.16 | 1.71 | 22 x 45 |
| 270 | SLP271M315C5P3 | 1.229 | 0.922 | 1.16 | 1.71 | 25 x 35 |
| 270 | SLP271M315E1P3 | 1.229 | 0.922 | 1.16 | 1.71 | 30 x 25 |
| 330 | SLP331M315A9P3 | 1.005 | 0.754 | 1.33 | 1.96 | 22 x 50 |
| 330 | SLP331M315C7P3 | 1.005 | 0.754 | 1.33 | 1.96 | 25 x 40 |
| 330 | SLP331M315E3P3 | 1.005 | 0.754 | 1.33 | 1.96 | 30 x 30 |
| 390 | SLP391M315C4P3 | 0.851 | 0.638 | 1.47 | 2.16 | 25 x 45 |
| 390 | SLP391M315E5P3 | 0.851 | 0.638 | 1.47 | 2.16 | 30 x 35 |
| 390 | SLP391M315H3P3 | 0.851 | 0.638 | 1.47 | 2.16 | 35 x 30 |
| 470 | SLP471M315E7P3 | 0.706 | 0.530 | 1.70 | 2.50 | 30 x 40 |
| 470 | SLP471M315H3P3 | 0.706 | 0.530 | 1.70 | 2.50 | 35 x 30 |
| 560 | SLP561M315E4P3 | 0.592 | 0.444 | 2.05 | 3.01 | 30 x 45 |
| 560 | SLP561M315H5P3 | 0.592 | 0.444 | 2.05 | 3.01 | 35 x 35 |
| 680 | SLP681M315H7P3 | 0.488 | 0.366 | 2.17 | 3.19 | 35 x 40 |

| Cap (µF) | 3000 h @ 105 °C Catalog Part Number | Max 25 °C ESR (Ω) | | Max 105 °C Ripple (A _{rms}) | | Nominal Size (DxL) (mm) |
|--------------------------------|---|----------------------|-------|--|-------|-------------------------------|
| | | 120 Hz | 20kHz | 120 Hz | 20kHz | |
| 820 | SLP821M315H4P3 | 0.405 | 0.304 | 2.20 | 3.23 | 35 x 45 |
| 350 Vdc (400 Vdc Surge) | | | | | | |
| 100 | SLP101M350A1P3 | 3.317 | 2.488 | 0.69 | 1.01 | 22 x 25 |
| 120 | SLP121M350A3P3 | 2.765 | 2.074 | 0.75 | 1.10 | 22 x 30 |
| 120 | SLP121M350C1P3 | 2.765 | 2.074 | 0.75 | 1.10 | 25 x 25 |
| 150 | SLP151M350A5P3 | 2.212 | 1.659 | 0.82 | 1.21 | 22 x 35 |
| 150 | SLP151M350C3P3 | 2.212 | 1.659 | 0.83 | 1.22 | 25 x 30 |
| 180 | SLP181M350A7P3 | 1.843 | 1.382 | 0.92 | 1.35 | 22 x 40 |
| 180 | SLP181M350C3P3 | 1.843 | 1.382 | 0.92 | 1.35 | 25 x 30 |
| 180 | SLP181M350E1P3 | 1.843 | 1.382 | 0.90 | 1.32 | 30 x 25 |
| 220 | SLP221M350A4P3 | 1.508 | 1.131 | 1.05 | 1.54 | 22 x 45 |
| 220 | SLP221M350C5P3 | 1.508 | 1.131 | 1.04 | 1.53 | 25 x 35 |
| 220 | SLP221M350E3P3 | 1.508 | 1.131 | 1.02 | 1.50 | 30 x 30 |
| 270 | SLP271M350A9P3 | 1.229 | 0.922 | 1.16 | 1.71 | 22 x 50 |
| 270 | SLP271M350C7P3 | 1.229 | 0.922 | 1.18 | 1.73 | 25 x 40 |
| 270 | SLP271M350E3P3 | 1.229 | 0.922 | 1.17 | 1.72 | 30 x 30 |
| 330 | SLP331M350C4P3 | 1.005 | 0.754 | 1.29 | 1.90 | 25 x 45 |
| 330 | SLP331M350E5P3 | 1.005 | 0.754 | 1.34 | 1.97 | 30 x 35 |
| 330 | SLP331M350H3P3 | 1.005 | 0.754 | 1.22 | 1.79 | 35 x 30 |
| 390 | SLP391M350C9P3 | 0.851 | 0.638 | 1.51 | 2.22 | 25 x 50 |
| 390 | SLP391M350E7P3 | 0.851 | 0.638 | 1.51 | 2.22 | 30 x 40 |
| 390 | SLP391M350H5P3 | 0.851 | 0.638 | 1.47 | 2.16 | 35 x 35 |
| 470 | SLP471M350E4P3 | 0.706 | 0.530 | 1.65 | 2.43 | 30 x 45 |
| 470 | SLP471M350H5P3 | 0.706 | 0.530 | 1.69 | 2.48 | 35 x 35 |
| 560 | SLP561M350E9P3 | 0.592 | 0.444 | 1.85 | 2.72 | 30 x 50 |
| 560 | SLP561M350H7P3 | 0.592 | 0.444 | 1.90 | 2.79 | 35 x 40 |
| 680 | SLP681M350H4P3 | 0.488 | 0.366 | 2.20 | 3.23 | 35 x 45 |
| 385 Vdc (435 Vdc Surge) | | | | | | |
| 68 | SLP680M385A1P3 | 4.879 | 3.659 | 0.45 | 0.66 | 22 x 25 |
| 82 | SLP820M385A3P3 | 4.046 | 3.035 | 0.52 | 0.76 | 22 x 30 |
| 100 | SLP101M385A3P3 | 3.317 | 2.488 | 0.58 | 0.85 | 22 x 30 |
| 120 | SLP121M385A5P3 | 2.765 | 2.074 | 0.68 | 1.00 | 22 x 35 |
| 150 | SLP151M385A7P3 | 2.212 | 1.659 | 0.79 | 1.16 | 22 x 40 |
| 150 | SLP151M385E1P3 | 2.212 | 1.659 | 0.75 | 1.10 | 30 x 25 |
| 180 | SLP181M385A4P3 | 1.843 | 1.382 | 0.94 | 1.38 | 22 x 45 |
| 180 | SLP181M385E3P3 | 1.843 | 1.382 | 0.88 | 1.29 | 30 x 30 |
| 220 | SLP221M385E3P3 | 1.508 | 1.131 | 1.00 | 1.47 | 30 x 30 |
| 270 | SLP271M385E7P3 | 1.229 | 0.922 | 1.14 | 1.68 | 30 x 40 |
| 270 | SLP271M385H3P3 | 1.229 | 0.922 | 1.10 | 1.62 | 35 x 30 |
| 330 | SLP331M385E4P3 | 1.005 | 0.754 | 1.31 | 1.93 | 30 x 45 |
| 330 | SLP331M385H5P3 | 1.005 | 0.754 | 1.32 | 1.94 | 35 x 35 |
| 390 | SLP391M385E9P3 | 0.851 | 0.638 | 1.48 | 2.18 | 30 x 50 |
| 390 | SLP391M385H7P3 | 0.851 | 0.638 | 1.48 | 2.18 | 35 x 40 |
| 470 | SLP471M385H4P3 | 0.706 | 0.530 | 1.76 | 2.59 | 35 x 45 |
| 560 | SLP561M385H9P3 | 0.592 | 0.444 | 1.95 | 2.87 | 35 x 50 |

Type SLP 105 °C Snap-In Aluminum Electrolytic

Best Value 105 °C Snap-In Type

| Cap (µF) | 3000 h @ 105 °C Catalog Part Number | Max 25 °C ESR (Ω) | | Max 105 °C Ripple (A _{rms}) | | Nominal Size (DxL) (mm) |
|--------------------------------|---|----------------------|-------|--|-------|-------------------------------|
| | | 120 Hz | 20kHz | 120 Hz | 20kHz | |
| 400 Vdc (450 Vdc Surge) | | | | | | |
| 47 | SLP470M400A1P3 | 7.058 | 5.294 | 0.42 | 0.62 | 22 x 25 |
| 68 | SLP680M400A1P3 | 4.879 | 3.659 | 0.50 | 0.74 | 22 x 25 |
| 82 | SLP820M400A1P3 | 4.046 | 3.035 | 0.64 | 0.94 | 22 x 25 |
| 100 | SLP101M400A3P3 | 3.317 | 2.488 | 0.70 | 1.03 | 22 x 30 |
| 100 | SLP101M400C1P3 | 3.317 | 2.488 | 0.70 | 1.03 | 25 x 25 |
| 120 | SLP121M400A5P3 | 2.765 | 2.074 | 0.75 | 1.10 | 22 x 35 |
| 120 | SLP121M400C3P3 | 2.765 | 2.074 | 0.75 | 1.10 | 25 x 30 |
| 150 | SLP151M400A7P3 | 2.212 | 1.659 | 0.88 | 1.29 | 22 x 40 |
| 150 | SLP151M400C5P3 | 2.212 | 1.659 | 0.89 | 1.31 | 25 x 35 |
| 150 | SLP151M400E1P3 | 2.212 | 1.659 | 0.88 | 1.29 | 30 x 25 |
| 150 | SLP151M400C3P3 | 2.212 | 1.659 | 0.83 | 1.22 | 25 x 30 |
| 180 | SLP181M400A4P3 | 1.843 | 1.382 | 0.98 | 1.44 | 22 x 45 |
| 180 | SLP181M400E3P3 | 1.843 | 1.382 | 0.98 | 1.44 | 30 x 30 |
| 220 | SLP221M400A9P3 | 1.508 | 1.131 | 1.10 | 1.62 | 22 x 50 |
| 220 | SLP221M400C5P3 | 1.508 | 1.131 | 1.04 | 1.53 | 25 x 35 |
| 220 | SLP221M400C7P3 | 1.508 | 1.131 | 1.10 | 1.62 | 25 x 40 |
| 220 | SLP221M400E3P3 | 1.508 | 1.131 | 1.10 | 1.62 | 30 x 30 |
| 220 | SLP221M400E5P3 | 1.508 | 1.131 | 1.28 | 1.88 | 30 x 35 |
| 270 | SLP271M400C9P3 | 1.229 | 0.922 | 1.29 | 1.90 | 25 x 50 |
| 270 | SLP271M400E5P3 | 1.229 | 0.922 | 1.22 | 1.79 | 30 x 35 |
| 270 | SLP271M400H3P3 | 1.229 | 0.922 | 1.22 | 1.79 | 35 x 30 |
| 330 | SLP331M400E4P3 | 1.005 | 0.754 | 1.55 | 2.28 | 30 x 45 |
| 330 | SLP331M400H3P3 | 1.005 | 0.754 | 1.44 | 2.12 | 35 x 30 |
| 330 | SLP331M400E5P3 | 1.005 | 0.754 | 1.39 | 2.04 | 30 x 35 |
| 390 | SLP391M400E4P3 | 0.851 | 0.638 | 1.60 | 2.35 | 30 x 45 |
| 390 | SLP391M400H5P3 | 0.851 | 0.638 | 1.60 | 2.35 | 35 x 35 |
| 470 | SLP471M400H7P3 | 0.706 | 0.530 | 1.90 | 2.79 | 35 x 40 |
| 560 | SLP561M400H4P3 | 0.592 | 0.444 | 2.12 | 3.12 | 35 x 45 |
| 680 | SLP681M400H4P3 | 0.488 | 0.366 | 2.34 | 3.44 | 35 x 45 |
| 420 Vdc (470 Vdc Surge) | | | | | | |
| 68 | SLP680M420A1P3 | 4.879 | 3.659 | 0.55 | 0.81 | 22 x 25 |
| 82 | SLP820M420A1P3 | 4.046 | 3.035 | 0.64 | 0.94 | 22 x 25 |
| 82 | SLP820M420C1P3 | 4.046 | 3.035 | 0.58 | 0.85 | 25 x 25 |
| 100 | SLP101M420A3P3 | 3.317 | 2.488 | 0.70 | 1.03 | 22 x 30 |
| 100 | SLP101M420C1P3 | 3.317 | 2.488 | 0.70 | 1.03 | 25 x 25 |
| 120 | SLP121M420A5P3 | 2.765 | 2.074 | 0.75 | 1.10 | 22 x 35 |
| 120 | SLP121M420C3P3 | 2.765 | 2.074 | 0.75 | 1.10 | 25 x 30 |
| 120 | SLP121M420E1P3 | 2.765 | 2.074 | 0.78 | 1.15 | 30 x 25 |
| 150 | SLP151M420A7P3 | 2.212 | 1.659 | 0.88 | 1.29 | 22 x 40 |
| 150 | SLP151M420C5P3 | 2.212 | 1.659 | 0.88 | 1.29 | 25 x 35 |
| 150 | SLP151M420E1P3 | 2.212 | 1.659 | 0.88 | 1.29 | 30 x 25 |
| 180 | SLP181M420A4P3 | 1.843 | 1.382 | 0.95 | 1.40 | 22 x 45 |
| 180 | SLP181M420C7P3 | 1.843 | 1.382 | 0.97 | 1.43 | 25 x 40 |
| 180 | SLP181M420E3P3 | 1.843 | 1.382 | 0.96 | 1.41 | 30 x 30 |
| 180 | SLP181M420H1P3 | 1.843 | 1.382 | 0.94 | 1.38 | 35 x 25 |

Additional Voltages and Sizes available at www.cde.com/catalogs/SLP.pdf

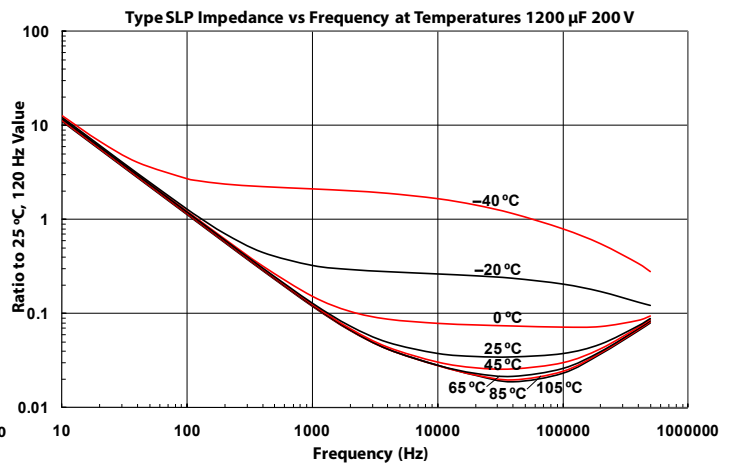
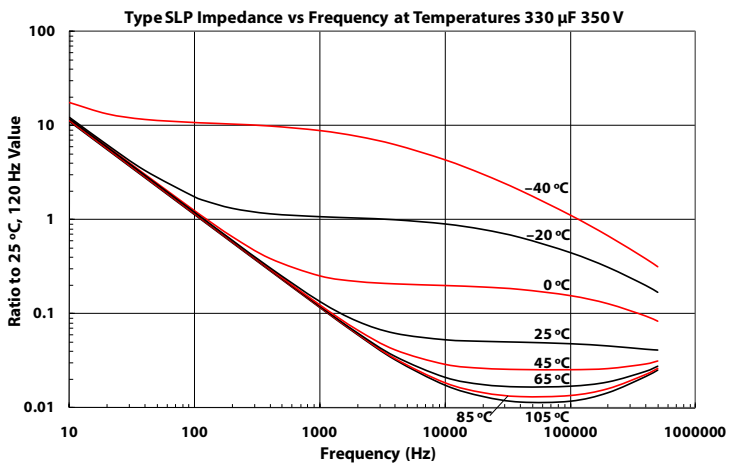
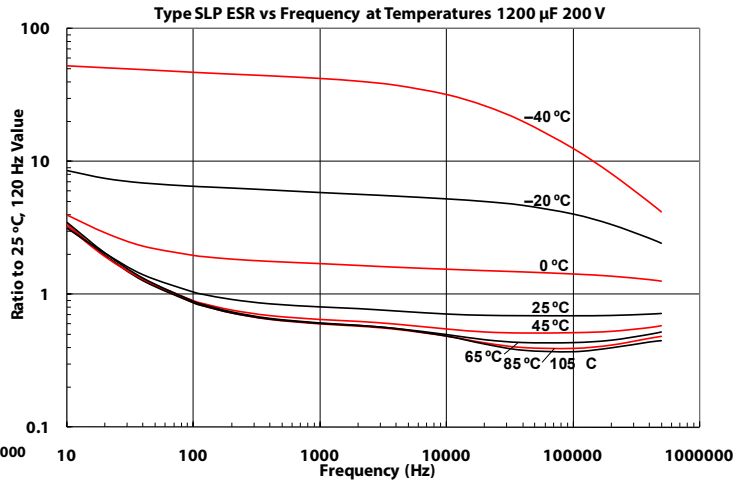
| Cap (µF) | 3000 h @ 105 °C Catalog Part Number | Max 25 °C ESR (Ω) | | Max 105 °C Ripple (A _{rms}) | | Nominal Size (DxL) (mm) |
|--------------------------------|---|----------------------|-------|--|-------|-------------------------------|
| | | 120 Hz | 20kHz | 120 Hz | 20kHz | |
| 420 Vdc (470 Vdc Surge) | | | | | | |
| 220 | SLP221M420C4P3 | 1.508 | 1.131 | 1.13 | 1.66 | 25 x 45 |
| 220 | SLP221M420E5P3 | 1.508 | 1.131 | 1.10 | 1.62 | 30 x 35 |
| 220 | SLP221M420H1P3 | 1.508 | 1.131 | 1.10 | 1.62 | 35 x 25 |
| 270 | SLP271M420C9P3 | 1.229 | 0.922 | 1.37 | 2.01 | 25 x 50 |
| 270 | SLP271M420E7P3 | 1.229 | 0.922 | 1.25 | 1.84 | 30 x 40 |
| 270 | SLP271M420H3P3 | 1.229 | 0.922 | 1.22 | 1.79 | 35 x 30 |
| 330 | SLP331M420E4P3 | 1.005 | 0.754 | 1.49 | 2.19 | 30 x 45 |
| 330 | SLP331M420H5P3 | 1.005 | 0.754 | 1.45 | 2.13 | 35 x 35 |
| 390 | SLP391M420E9P3 | 0.851 | 0.638 | 1.67 | 2.45 | 30 x 50 |
| 390 | SLP391M420H7P3 | 0.851 | 0.638 | 1.66 | 2.44 | 35 x 40 |
| 470 | SLP471M420H4P3 | 0.706 | 0.530 | 1.90 | 2.79 | 35 x 45 |
| 450 Vdc (500 Vdc Surge) | | | | | | |
| 47 | SLP470M450A1P3 | 7.060 | 5.295 | 0.40 | 0.59 | 22 x 25 |
| 56 | SLP560M450A1P3 | 5.924 | 4.443 | 0.50 | 0.74 | 22 x 25 |
| 68 | SLP680M450A3P3 | 4.879 | 3.659 | 0.53 | 0.78 | 22 x 30 |
| 68 | SLP680M450C1P3 | 4.879 | 3.659 | 0.53 | 0.78 | 25 x 25 |
| 82 | SLP820M450A3P3 | 4.046 | 3.035 | 0.64 | 0.94 | 22 x 30 |
| 82 | SLP820M450C1P3 | 4.046 | 3.035 | 0.64 | 0.94 | 25 x 25 |
| 100 | SLP101M450A5P3* | 3.317 | 2.488 | 0.69 | 1.01 | 22 x 35 |
| 100 | SLP101M450C3P3* | 3.317 | 2.488 | 0.69 | 1.01 | 25 x 30 |
| 100 | SLP101M450E1P3 | 3.317 | 2.488 | 0.72 | 1.06 | 30 x 25 |
| 100 | SLP101M450A3P3 | 3.317 | 2.488 | 0.65 | 0.96 | 22 x 30 |
| 120 | SLP121M450A7P3 | 2.765 | 2.074 | 0.80 | 1.18 | 22 x 40 |
| 120 | SLP121M450C3P3 | 2.765 | 2.074 | 0.80 | 1.18 | 25 x 30 |
| 120 | SLP121M450E1P3 | 2.765 | 2.074 | 0.80 | 1.18 | 30 x 25 |
| 150 | SLP151M450A4P3 | 2.212 | 1.659 | 0.88 | 1.29 | 22 x 45 |
| 150 | SLP151M450C5P3 | 2.212 | 1.659 | 0.88 | 1.29 | 25 x 35 |
| 150 | SLP151M450E3P3 | 2.212 | 1.659 | 0.88 | 1.29 | 30 x 30 |
| 150 | SLP151M450C3P3 | 2.121 | 1.591 | 0.82 | 1.21 | 25 x 30 |
| 180 | SLP181M450C7P3 | 1.843 | 1.382 | 1.00 | 1.47 | 25 x 40 |
| 180 | SLP181M450E3P3 | 1.843 | 1.382 | 1.00 | 1.47 | 30 x 30 |
| 220 | SLP221M450C4P3 | 1.508 | 1.131 | 1.12 | 1.65 | 25 x 45 |
| 220 | SLP221M450E5P3 | 1.508 | 1.131 | 1.12 | 1.65 | 30 x 35 |
| 220 | SLP221M450H3P3 | 1.508 | 1.131 | 1.12 | 1.65 | 35 x 30 |
| 220 | SLP221M450E3P3 | 1.508 | 1.131 | 1.05 | 1.54 | 30 x 30 |
| 270 | SLP271M450E7P3 | 1.229 | 0.922 | 1.28 | 1.88 | 30 x 40 |
| 270 | SLP271M450H5P3 | 1.229 | 0.922 | 1.28 | 1.88 | 35 x 35 |
| 330 | SLP331M450E9P3 | 1.005 | 0.754 | 1.45 | 2.13 | 30 x 50 |
| 330 | SLP331M450H5P3 | 1.005 | 0.754 | 1.37 | 2.01 | 35 x 35 |
| 330 | SLP331M450H7P3* | 1.005 | 0.754 | 1.45 | 2.13 | 35 x 40 |
| 390 | SLP391M450H7P3 | 0.851 | 0.638 | 1.55 | 2.28 | 35 x 40 |
| 470 | SLP471M450H4P3 | 0.706 | 0.530 | 1.77 | 2.60 | 35 x 45 |
| 470 | SLP471M450H9P3* | 0.706 | 0.530 | 1.85 | 2.72 | 35 x 50 |
| 560 | SLP561M450H9P3 | 0.590 | 0.443 | 2.00 | 2.94 | 35 x 50 |

*Denotes Discontinued Part

Type SLP 105 °C Snap-In Aluminum Electrolytic

Best Value 105 °C Snap-In Type



Typical Performance Curves



Notice and Disclaimer: All product drawings, descriptions, specifications, statements, information and data (collectively, the "Information") in this datasheet or other publication are subject to change. The customer is responsible for checking, confirming and verifying the extent to which the Information contained in this datasheet or other publication is applicable to an order at the time the order is placed. All Information given herein is believed to be accurate and reliable, but it is presented without any guarantee, warranty, representation or responsibility of any kind, expressed or implied. Statements of suitability for certain applications are based on the knowledge that the Cornell Dubilier company providing such statements ("Cornell Dubilier") has of operating conditions that such Cornell Dubilier company regards as typical for such applications, but are not intended to constitute any guarantee, warranty or representation regarding any such matter – and Cornell Dubilier specifically and expressly disclaims any guarantee, warranty or representation concerning the suitability for a specific customer application, use, storage, transportation, or operating environment. The Information is intended for use only by customers who have the requisite experience and capability to determine the correct products for their application. Any technical advice inferred from this Information or otherwise provided by Cornell Dubilier with reference to the use of any Cornell Dubilier products is given gratis (unless otherwise specified by Cornell Dubilier), and Cornell Dubilier assumes no obligation or liability for the advice given or results obtained. Although Cornell Dubilier strives to apply the most stringent quality and safety standards regarding the design and manufacturing of its products, in light of the current state of the art, isolated component failures may still occur. Accordingly, customer applications which require a high degree of reliability or safety should employ suitable designs or other safeguards (such as installation of protective circuitry or redundancies or other appropriate protective measures) in order to ensure that the failure of an electrical component does not result in a risk of personal injury or property damage. Although all product-related warnings, cautions and notes must be observed, the customer should not assume that all safety measures are indicated in such warnings, cautions and notes, or that other safety measures may not be required.

Looking for pricing, stock, or lifecycle information?

Click below to explore more details on WIN SOURCE:

-  [View SLP392M080E7P3 on WIN SOURCE](#)
-  [Cornell Dubilier Electronics \(CDE\) Information](#)

Optimize Your Supply Chain with WIN SOURCE Solutions

-  Global Sourcing Solution
-  Obsolete Management
-  Cost Control Management
-  Shortage Management
-  Alternative Solution
-  Excess Inventory Management