



**THE DATASHEET OF
SXR103M6R3ST**



Type SXR 105 °C Long Life Aluminum Electrolytic Capacitors

Low ESR, High Ripple, Radial Leaded Aluminum Electrolytic Capacitors



Type SXR is a radial leaded aluminum electrolytic capacitor with a +105 °C, 2000 to 5000 hours long life ratings. The low ESR and high ripple current ratings make it ideal for output filtering applications in switching power supplies.

Highlights

- +105 °C
- 2000 to 5000 hours - long life
- Low ESR
- High ripple current
- Available in T & R and ammo pack

Specifications

| Temperature Range | -40 °C to +105 °C | | | | | | | | | | | | | | | | | | | | | | | | | | | | | | | | | | | | | | | | | | | | | | |
|-------------------------------------|--|------------|--------------------|----------|--------|---------|------|---------|------|----------|--------|-------|--------|---------|---------|------|------|------|------|------|------|---------|------|------|------|------|------|------|----------|------|------|------|------|------|------|------------------|-----|-----|-----|-----|------|------------|------|------|------|------|------|
| Rated Voltage Range | 6.3 to 100 Vdc | | | | | | | | | | | | | | | | | | | | | | | | | | | | | | | | | | | | | | | | | | | | | | |
| Capacitance Range | 22 to 15,000 µF | | | | | | | | | | | | | | | | | | | | | | | | | | | | | | | | | | | | | | | | | | | | | | |
| Capacitance Tolerance | ± 20% | | | | | | | | | | | | | | | | | | | | | | | | | | | | | | | | | | | | | | | | | | | | | | |
| DC Leakage Current | $I \leq .01CV$ or $3 \mu A$ after 2 minutes @ +20 °C, whichever is greater C = Capacitance in (µF) V = Rated voltage I = Leakage current in µA | | | | | | | | | | | | | | | | | | | | | | | | | | | | | | | | | | | | | | | | | | | | | | |
| Ripple Current Multipliers | <table border="1"> <thead> <tr> <th rowspan="2">Rated WVDC</th> <th colspan="6">Ripple Multipliers</th> </tr> <tr> <th>60Hz</th> <th>120Hz</th> <th>400 Hz</th> <th>1 kHz</th> <th>10 kHz</th> <th>100 kHz</th> </tr> </thead> <tbody> <tr> <td>10 - 16</td> <td>0.45</td> <td>0.60</td> <td>0.83</td> <td>0.94</td> <td>0.98</td> <td>1.00</td> </tr> <tr> <td>25 - 35</td> <td>0.38</td> <td>0.50</td> <td>0.75</td> <td>0.90</td> <td>0.97</td> <td>1.00</td> </tr> <tr> <td>50 - 100</td> <td>0.36</td> <td>0.46</td> <td>0.70</td> <td>0.88</td> <td>0.94</td> <td>1.00</td> </tr> </tbody> </table> <table border="1"> <thead> <tr> <th>Temperature (°C)</th> <th>+65</th> <th>+75</th> <th>+85</th> <th>+95</th> <th>+105</th> </tr> </thead> <tbody> <tr> <td>Multiplier</td> <td>2.12</td> <td>1.92</td> <td>1.69</td> <td>1.50</td> <td>1.00</td> </tr> </tbody> </table> | Rated WVDC | Ripple Multipliers | | | | | | 60Hz | 120Hz | 400 Hz | 1 kHz | 10 kHz | 100 kHz | 10 - 16 | 0.45 | 0.60 | 0.83 | 0.94 | 0.98 | 1.00 | 25 - 35 | 0.38 | 0.50 | 0.75 | 0.90 | 0.97 | 1.00 | 50 - 100 | 0.36 | 0.46 | 0.70 | 0.88 | 0.94 | 1.00 | Temperature (°C) | +65 | +75 | +85 | +95 | +105 | Multiplier | 2.12 | 1.92 | 1.69 | 1.50 | 1.00 |
| Rated WVDC | Ripple Multipliers | | | | | | | | | | | | | | | | | | | | | | | | | | | | | | | | | | | | | | | | | | | | | | |
| | 60Hz | 120Hz | 400 Hz | 1 kHz | 10 kHz | 100 kHz | | | | | | | | | | | | | | | | | | | | | | | | | | | | | | | | | | | | | | | | | |
| 10 - 16 | 0.45 | 0.60 | 0.83 | 0.94 | 0.98 | 1.00 | | | | | | | | | | | | | | | | | | | | | | | | | | | | | | | | | | | | | | | | | |
| 25 - 35 | 0.38 | 0.50 | 0.75 | 0.90 | 0.97 | 1.00 | | | | | | | | | | | | | | | | | | | | | | | | | | | | | | | | | | | | | | | | | |
| 50 - 100 | 0.36 | 0.46 | 0.70 | 0.88 | 0.94 | 1.00 | | | | | | | | | | | | | | | | | | | | | | | | | | | | | | | | | | | | | | | | | |
| Temperature (°C) | +65 | +75 | +85 | +95 | +105 | | | | | | | | | | | | | | | | | | | | | | | | | | | | | | | | | | | | | | | | | | |
| Multiplier | 2.12 | 1.92 | 1.69 | 1.50 | 1.00 | | | | | | | | | | | | | | | | | | | | | | | | | | | | | | | | | | | | | | | | | | |
| Dissipation Factor @ 120 Hz, +25 °C | <table border="1"> <thead> <tr> <th>WV (V)</th> <th>6.3</th> <th>10</th> <th>16</th> <th>25</th> <th>35</th> <th>50</th> <th>63</th> <th>100</th> </tr> </thead> <tbody> <tr> <td>DF(%)</td> <td>22</td> <td>19</td> <td>16</td> <td>14</td> <td>12</td> <td>10</td> <td>9</td> <td>8</td> </tr> </tbody> </table> <p>For capacitors whose capacitance value exceeds 1000 µF, the value of DF (%) is increased 2% for every additional 1000 µF</p> | WV (V) | 6.3 | 10 | 16 | 25 | 35 | 50 | 63 | 100 | DF(%) | 22 | 19 | 16 | 14 | 12 | 10 | 9 | 8 | | | | | | | | | | | | | | | | | | | | | | | | | | | | |
| WV (V) | 6.3 | 10 | 16 | 25 | 35 | 50 | 63 | 100 | | | | | | | | | | | | | | | | | | | | | | | | | | | | | | | | | | | | | | | |
| DF(%) | 22 | 19 | 16 | 14 | 12 | 10 | 9 | 8 | | | | | | | | | | | | | | | | | | | | | | | | | | | | | | | | | | | | | | | |
| Load Life Test | <p>Apply WVDC for:</p> <table border="1"> <thead> <tr> <th>Case Dia.</th> <th>Lifetime (Hours)</th> </tr> </thead> <tbody> <tr> <td>≤ 6.3 mm</td> <td>2000</td> </tr> <tr> <td>8.0 mm</td> <td>3000</td> </tr> <tr> <td>10.0 mm</td> <td>4000</td> </tr> <tr> <td>≥13.0 mm</td> <td>5000</td> </tr> </tbody> </table> <p>Capacitance change within 25% of initial value DC leakage current meets initial limits DF ≤ 200% of initial limit</p> | Case Dia. | Lifetime (Hours) | ≤ 6.3 mm | 2000 | 8.0 mm | 3000 | 10.0 mm | 4000 | ≥13.0 mm | 5000 | | | | | | | | | | | | | | | | | | | | | | | | | | | | | | | | | | | | |
| Case Dia. | Lifetime (Hours) | | | | | | | | | | | | | | | | | | | | | | | | | | | | | | | | | | | | | | | | | | | | | | |
| ≤ 6.3 mm | 2000 | | | | | | | | | | | | | | | | | | | | | | | | | | | | | | | | | | | | | | | | | | | | | | |
| 8.0 mm | 3000 | | | | | | | | | | | | | | | | | | | | | | | | | | | | | | | | | | | | | | | | | | | | | | |
| 10.0 mm | 4000 | | | | | | | | | | | | | | | | | | | | | | | | | | | | | | | | | | | | | | | | | | | | | | |
| ≥13.0 mm | 5000 | | | | | | | | | | | | | | | | | | | | | | | | | | | | | | | | | | | | | | | | | | | | | | |
| Shelf Life | 1000 hrs with no voltage applied at +105 °C Cap change within 25% of initial values DF ≤ 200% of initial limit DC leakage current meets initial limits | | | | | | | | | | | | | | | | | | | | | | | | | | | | | | | | | | | | | | | | | | | | | | |

RoHS Compliant

Type SXR 105 °C Long Life Aluminum Electrolytic Capacitors

Low ESR, High Ripple, Radial Led Aluminum Electrolytic Capacitors

Part Numbering System

| SXR | 101 | M | 100 | S | T |
|------|-------------------|-----------------------|---------------|------------------------------|-----------------------------|
| Type | Capacitance | Capacitance Tolerance | Rated Voltage | Packaging | Lead Configuration |
| SXR | (μF) | (%) | (Vdc) | | |
| | 1R0 = 1 | K = ± 10 | 6R3 = 6.3 | A = Tape & Ammo | 1 = Lead cut |
| | 100 = 10 | M = ± 20 | 010 = 10 | E = Different Characteristic | 2 = Lead form |
| | 101 = 100 | | 100 = 100 | R = Tape & Reel | 4 = Lead crimp & cut (form) |
| | 102 = 1000 | | | S = Standard | |

Outline Drawing



Case vented on diameters 6.3 and greater

Vinyl sleeve adds .5 Max. to diameter and 2.0 Max. to length

Outline Dimensions (Millimeters)

Ratings

| Cap (μF) | Catalog Part Number | Max ESR 100 kHz 25 °C (Ω) | Max Ripple 100 kHz 105 °C (mA) | Size in. (mm) | | | |
|--------------------------------|---------------------|---|---|---------------|-------------|----------------|---------------|
| | | | | Diameter (D) | Length (L) | Lead Space (S) | Lead Dia. (d) |
| 6.3 Vdc (8 Volts Surge) | | | | | | | |
| 120 | SXR121M6R3ST | 2.43 | 154 | .197 (5.0) | .433 (11.0) | .079 (2.0) | .0197 (0.5) |
| 150 | SXR151M6R3ST | 1.95 | 210 | .236 (6.0) | .433 (11.0) | .098 (2.5) | .0197 (0.5) |
| 220 | SXR221M6R3ST | 1.33 | 260 | .315 (8.0) | .433 (11.0) | .138 (3.5) | .0236 (0.6) |
| 330 | SXR331M6R3ST | 0.88 | 350 | .315 (8.0) | .433 (11.0) | .138 (3.5) | .0236 (0.6) |
| 470 | SXR471M6R3ST | 0.62 | 510 | .394 (10.0) | .472 (12.0) | .197 (5.0) | .0236 (0.6) |
| 680 | SXR681M6R3ST | 0.43 | 635 | .394 (10.0) | .630 (16.0) | .197 (5.0) | .0236 (0.6) |
| 820 | SXR821M6R3ST | 0.36 | 650 | .394 (10.0) | .630 (16.0) | .197 (5.0) | .0236 (0.6) |
| 1000 | SXR102M6R3ST | 0.29 | 860 | .394 (10.0) | .787 (20.0) | .197 (5.0) | .0236 (0.6) |
| 1200 | SXR122M6R3ST | 0.24 | 860 | .394 (10.0) | .787 (20.0) | .197 (5.0) | .0236 (0.6) |
| 1500 | SXR152M6R3ST | 0.20 | 1030 | .394 (10.0) | .984 (25.0) | .197 (5.0) | .0236 (0.6) |
| 3300 | SXR332M6R3ST | 0.10 | 1280 | .472 (12.0) | 1.38 (35.0) | .197 (5.0) | .0236 (0.6) |
| 4700 | SXR472M6R3ST | 0.08 | 1770 | .472 (12.0) | 1.38 (35.0) | .197 (5.0) | .0236 (0.6) |
| 6800 | SXR682M6R3ST | 0.07 | 1810 | .630 (16.0) | 1.26 (32.0) | .295 (7.5) | .0315 (0.8) |
| 8200 | SXR822M6R3ST | 0.06 | 2030 | .630 (16.0) | 1.40 (36.0) | .295 (7.5) | .0315 (0.8) |
| 10000 | SXR103M6R3ST | 0.05 | 2320 | .630 (16.0) | 1.57 (40.0) | .295 (7.5) | .0315 (0.8) |
| 15000 | SXR153M6R3ST | 0.04 | 2460 | .709 (18.0) | 1.57 (40.0) | .295 (7.5) | .0315 (0.8) |

Type SXR 105 °C Long Life Aluminum Electrolytic Capacitors

Low ESR, High Ripple, Radial Leaded Aluminum Electrolytic Capacitors

| Cap (μ F) | Catalog Part Number | Max ESR 100 kHz 25 °C (Ω) | Max Ripple 100 kHz 105 °C (mA) | Size in. (mm) | | | |
|--------------------------------|------------------------|---|---|-----------------|---------------|-------------------|------------------|
| | | | | Diameter (D) | Length (L) | Lead Space (S) | Lead Dia. (d) |
| 10 Vdc (13 Volts Surge) | | | | | | | |
| 100 | SXR101M010ST | 2.52 | 180 | .236 (6.0) | .433 (11.0) | .098 (2.5) | .0197 (0.5) |
| 120 | SXR121M010ST | 2.10 | 210 | .236 (6.0) | .433 (11.0) | .098 (2.5) | .0197 (0.5) |
| 150 | SXR151M010ST | 1.68 | 240 | .236 (6.0) | .433 (11.0) | .098 (2.5) | .0197 (0.5) |
| 220 | SXR221M010ST | 1.15 | 300 | .315 (8.0) | .433 (11.0) | .138 (3.5) | .0236 (0.6) |
| 330 | SXR331M010ST | 0.76 | 400 | .315 (8.0) | .472 (12.0) | .138 (3.5) | .0236 (0.6) |
| 470 | SXR471M010ST | 0.54 | 500 | .394 (10.0) | .472 (12.0) | .197 (5.0) | .0236 (0.6) |
| 680 | SXR681M010ST | 0.37 | 650 | .394 (10.0) | .630 (16.0) | .197 (5.0) | .0236 (0.6) |
| 820 | SXR821M010ST | 0.31 | 860 | .394 (10.0) | .787 (20.0) | .197 (5.0) | .0236 (0.6) |
| 1000 | SXR102M010ST | 0.25 | 970 | .394 (10.0) | .787 (20.0) | .197 (5.0) | .0236 (0.6) |
| 1200 | SXR122M010ST | 0.21 | 1030 | .394 (10.0) | .984 (25.0) | .197 (5.0) | .0236 (0.6) |
| 1500 | SXR152M010ST | 0.18 | 1150 | .394 (10.0) | 1.18 (30.0) | .197 (5.0) | .0236 (0.6) |
| 2200 | SXR222M010ST | 0.13 | 1320 | .472 (12.0) | 1.18 (30.0) | .197 (5.0) | .0236 (0.6) |
| 3300 | SXR332M010ST | 0.09 | 1770 | .512 (13.0) | 1.42 (36.0) | .197 (5.0) | .0236 (0.6) |
| 4700 | SXR472M010ST | 0.08 | 1810 | .630 (16.0) | 1.26 (32.0) | .295 (7.5) | .0315 (0.8) |
| 6800 | SXR682M010ST | 0.06 | 2030 | .630 (16.0) | 1.42 (36.0) | .295 (7.5) | .0315 (0.8) |
| 10000 | SXR103M010ST | 0.05 | 2460 | .709 (18.0) | 1.57 (40.0) | .295 (7.5) | .0315 (0.8) |
| 16 Vdc (20 Volts Surge) | | | | | | | |
| 100 | SXR101M016ST | 2.12 | 230 | .315 (8.0) | .630 (16.0) | .138 (3.5) | .0197 (0.5) |
| 120 | SXR121M016ST | 1.77 | 260 | .315 (8.0) | .433 (11.0) | .138 (3.5) | .0236 (0.6) |
| 150 | SXR151M016ST | 1.42 | 300 | .315 (8.0) | .433 (11.0) | .138 (3.5) | .0236 (0.6) |
| 220 | SXR221M016ST | 0.97 | 400 | .315 (8.0) | .433 (11.0) | .138 (3.5) | .0236 (0.6) |
| 330 | SXR331M016ST | 0.64 | 500 | .394 (10.0) | .472 (12.0) | .197 (5.0) | .0236 (0.6) |
| 470 | SXR471M016ST | 0.45 | 650 | .394 (10.0) | .630 (16.0) | .197 (5.0) | .0236 (0.6) |
| 680 | SXR681M016ST | 0.31 | 860 | .394 (10.0) | .787 (20.0) | .197 (5.0) | .0236 (0.6) |
| 820 | SXR821M016ST | 0.26 | 1030 | .394 (10.0) | .984 (25.0) | .197 (5.0) | .0236 (0.6) |
| 1000 | SXR102M016ST | 0.21 | 1150 | .394 (10.0) | 1.18 (30.0) | .197 (5.0) | .0236 (0.6) |
| 1200 | SXR122M016ST | 0.18 | 1120 | .472 (12.0) | .984 (25.0) | .197 (5.0) | .0236 (0.6) |
| 1500 | SXR152M016ST | 0.15 | 1320 | .472 (12.0) | .984 (25.0) | .197 (5.0) | .0236 (0.6) |
| 2200 | SXR222M016ST | 0.11 | 1540 | .472 (12.0) | 1.18 (30.0) | .197 (5.0) | .0236 (0.6) |
| 3300 | SXR332M016ST | 0.08 | 1980 | .472 (12.0) | 1.57 (40.0) | .197 (5.0) | .0236 (0.6) |
| 4700 | SXR472M016ST | 0.07 | 2030 | .630 (16.0) | 1.42 (36.0) | .295 (7.5) | .0315 (0.8) |
| 6800 | SXR682M016ST | 0.05 | 2240 | .709 (18.0) | 1.42 (36.0) | .295 (7.5) | .0315 (0.8) |
| 8200 | SXR822M016ST | 0.05 | 2460 | .709 (18.0) | 1.57 (40.0) | .295 (7.5) | .0315 (0.8) |
| 25 Vdc (32 Volts Surge) | | | | | | | |
| 100 | SXR101M025ST | 1.86 | 300 | .315 (8.0) | .630 (16.0) | .138 (3.5) | .0197 (0.5) |
| 120 | SXR121M025ST | 1.55 | 350 | .315 (8.0) | .433 (11.0) | .138 (3.5) | .0236 (0.6) |
| 150 | SXR151M025ST | 1.24 | 400 | .394 (10.0) | .472 (12.0) | .197 (5.0) | .0236 (0.6) |
| 220 | SXR221M025ST | 0.84 | 500 | .394 (10.0) | .472 (12.0) | .197 (5.0) | .0236 (0.6) |
| 330 | SXR331M025ST | 0.56 | 650 | .394 (10.0) | .630 (16.0) | .197 (5.0) | .0236 (0.6) |
| 470 | SXR471M025ST | 0.40 | 860 | .394 (10.0) | .787 (20.0) | .197 (5.0) | .0236 (0.6) |
| 680 | SXR681M025ST | 0.27 | 1150 | .394 (10.0) | 1.18 (30.0) | .197 (5.0) | .0236 (0.6) |
| 820 | SXR821M025ST | 0.23 | 1120 | .472 (12.0) | .984 (25.0) | .197 (5.0) | .0236 (0.6) |
| 1000 | SXR102M025ST | 0.19 | 1320 | .472 (12.0) | .984 (25.0) | .197 (5.0) | .0236 (0.6) |
| 1200 | SXR122M025ST | 0.15 | 1400 | .472 (12.0) | 1.18 (30.0) | .197 (5.0) | .0236 (0.6) |
| 1500 | SXR152M025ST | 0.13 | 1540 | .472 (12.0) | 1.18 (30.0) | .197 (5.0) | .0236 (0.6) |
| 2200 | SXR222M025ST | 0.10 | 1980 | .472 (12.0) | 1.57 (40.0) | .197 (5.0) | .0236 (0.6) |
| 3300 | SXR332M025ST | 0.07 | 2030 | .630 (16.0) | 1.42 (36.0) | .295 (7.5) | .0315 (0.8) |
| 4700 | SXR472M025ST | 0.06 | 2460 | .709 (18.0) | 1.57 (40.0) | .295 (7.5) | .0315 (0.8) |

Type SXR 105 °C Long Life Aluminum Electrolytic Capacitors

Low ESR, High Ripple, Radial Leaded Aluminum Electrolytic Capacitors

| Cap (μ F) | Catalog Part Number | Max ESR | Max Ripple | Size in. (mm) | | | |
|----------------------------------|------------------------|----------------------------------|---------------------------|-----------------|---------------|-------------------|------------------|
| | | 100 kHz 25 °C (Ω) | 100 kHz 105 °C (mA) | Diameter (D) | Length (L) | Lead Space (S) | Lead Dia. (d) |
| 35 Vdc (44 Volts Surge) | | | | | | | |
| 100 | SXR101M035ST | 1.59 | 400 | .394 (10.0) | .472 (12.0) | .197 (5.0) | .0236 (0.6) |
| 120 | SXR121M035ST | 1.33 | 510 | .394 (10.0) | .472 (12.0) | .197 (5.0) | .0236 (0.6) |
| 150 | SXR151M035ST | 1.06 | 550 | .394 (10.0) | .472 (12.0) | .197 (5.0) | .0236 (0.6) |
| 220 | SXR221M035ST | 0.72 | 650 | .394 (10.0) | .630 (16.0) | .197 (5.0) | .0236 (0.6) |
| 330 | SXR331M035ST | 0.48 | 860 | .394 (10.0) | .787 (20.0) | .197 (5.0) | .0236 (0.6) |
| 470 | SXR471M035ST | 0.34 | 1150 | .394 (10.0) | 1.18 (30.0) | .197 (5.0) | .0236 (0.6) |
| 680 | SXR681M035ST | 0.23 | 1320 | .472 (12.0) | .984 (25.0) | .197 (5.0) | .0236 (0.6) |
| 820 | SXR821M035ST | 0.19 | 1400 | .472 (12.0) | 1.18 (30.0) | .197 (5.0) | .0236 (0.6) |
| 1000 | SXR102M035ST | 0.16 | 1540 | .472 (12.0) | 1.18 (30.0) | .197 (5.0) | .0236 (0.6) |
| 1200 | SXR122M035ST | 0.13 | 1770 | .472 (12.0) | 1.38 (35.0) | .197 (5.0) | .0236 (0.6) |
| 1500 | SXR152M035ST | 0.12 | 1980 | .472 (12.0) | 1.57 (40.0) | .197 (5.0) | .0236 (0.6) |
| 2200 | SXR222M035ST | 0.08 | 2030 | .630 (16.0) | 1.40 (36.0) | .295 (7.5) | .0315 (0.8) |
| 3300 | SXR332M035ST | 0.47 | 2460 | .709 (18.0) | 1.57 (40.0) | .295 (7.5) | .0315 (0.8) |
| 50 Vdc (63 Volts Surge) | | | | | | | |
| 68 | SXR680M050ST | 1.95 | 400 | .394 (10.0) | .472 (12.0) | .197 (5.0) | .0236 (0.6) |
| 100 | SXR101M050ST | 1.33 | 635 | .394 (10.0) | .630 (16.0) | .197 (5.0) | .0236 (0.6) |
| 120 | SXR121M050ST | 1.11 | 650 | .394 (10.0) | .630 (16.0) | .197 (5.0) | .0236 (0.6) |
| 150 | SXR151M050ST | 0.88 | 860 | .394 (10.0) | .787 (20.0) | .197 (5.0) | .0236 (0.6) |
| 220 | SXR221M050ST | 0.60 | 1030 | .394 (10.0) | .984 (25.0) | .197 (5.0) | .0236 (0.6) |
| 330 | SXR331M050ST | 0.40 | 1150 | .394 (10.0) | 1.18 (30.0) | .197 (5.0) | .0236 (0.6) |
| 470 | SXR471M050ST | 0.28 | 1320 | .472 (12.0) | .984 (25.0) | .197 (5.0) | .0236 (0.6) |
| 680 | SXR681M050ST | 0.20 | 1770 | .472 (12.0) | 1.38 (35.0) | .197 (5.0) | .0236 (0.6) |
| 820 | SXR821M050ST | 0.16 | 1980 | .472 (12.0) | 1.57 (40.0) | .197 (5.0) | .0236 (0.6) |
| 1000 | SXR102M050ST | 0.13 | 1810 | .630 (16.0) | 1.26 (32.0) | .295 (7.5) | .0315 (0.8) |
| 1200 | SXR122M050ST | 0.11 | 2030 | .630 (16.0) | 1.40 (36.0) | .295 (7.5) | .0315 (0.8) |
| 1500 | SXR152M050ST | 0.10 | 2320 | .630 (16.0) | 1.57 (40.0) | .295 (7.5) | .0315 (0.8) |
| 63 Vdc (79 Volts Surge) | | | | | | | |
| 47 | SXR470M063ST | 2.26 | 305 | .394 (10.0) | .472 (12.0) | .197 (5.0) | .0236 (0.6) |
| 68 | SXR680M063ST | 1.56 | 500 | .394 (10.0) | .630 (16.0) | .197 (5.0) | .0236 (0.6) |
| 100 | SXR101M063ST | 1.06 | 550 | .394 (10.0) | .630 (16.0) | .197 (5.0) | .0236 (0.6) |
| 120 | SXR121M063ST | 0.88 | 620 | .394 (10.0) | .787 (20.0) | .197 (5.0) | .0236 (0.6) |
| 150 | SXR151M063ST | 0.71 | 795 | .394 (10.0) | .984 (25.0) | .197 (5.0) | .0236 (0.6) |
| 220 | SXR221M063ST | 0.48 | 890 | .472 (12.0) | .984 (25.0) | .197 (5.0) | .0236 (0.6) |
| 330 | SXR331M063ST | 0.32 | 1320 | .472 (12.0) | 1.18 (30.0) | .197 (5.0) | .0236 (0.6) |
| 470 | SXR471M063ST | 0.23 | 1450 | .472 (12.0) | 1.38 (35.0) | .197 (5.0) | .0236 (0.6) |
| 680 | SXR681M063ST | 0.16 | 1790 | .630 (16.0) | 1.26 (32.0) | .295 (7.5) | .0315 (0.8) |
| 1000 | SXR102M063ST | 0.11 | 2200 | .709 (18.0) | 1.40 (36.0) | .295 (7.5) | .0315 (0.8) |
| 1200 | SXR122M063ST | 0.09 | 2370 | .709 (18.0) | 1.57 (40.0) | .295 (7.5) | .0315 (0.8) |
| 100 Vdc (125 Volts Surge) | | | | | | | |
| 22 | SXR220M100ST | 4.22 | 305 | .394 (10.0) | .472 (12.0) | .197 (5.0) | .0236 (0.6) |
| 33 | SXR330M100ST | 2.81 | 500 | .394 (10.0) | .630 (16.0) | .197 (5.0) | .0236 (0.6) |
| 47 | SXR470M100ST | 1.98 | 600 | .394 (10.0) | .787 (20.0) | .197 (5.0) | .0236 (0.6) |
| 68 | SXR680M100ST | 1.37 | 795 | .394 (10.0) | .984 (25.0) | .197 (5.0) | .0236 (0.6) |
| 100 | SXR101M100ST | 0.93 | 905 | .394 (10.0) | 1.18 (30.0) | .197 (5.0) | .0236 (0.6) |
| 120 | SXR121M100ST | 0.77 | 1040 | .472 (12.0) | 1.18 (30.0) | .197 (5.0) | .0236 (0.6) |
| 150 | SXR151M100ST | 0.62 | 1200 | .472 (12.0) | 1.18 (30.0) | .197 (5.0) | .0236 (0.6) |
| 220 | SXR221M100ST | 0.42 | 1440 | .630 (16.0) | 1.26 (32.0) | .295 (7.5) | .0315 (0.8) |
| 330 | SXR331M100ST | 0.28 | 1790 | .709 (18.0) | 1.40 (36.0) | .295 (7.5) | .0315 (0.8) |

Type SXR 105 °C Long Life Aluminum Electrolytic Capacitors

Low ESR, High Ripple, Radial Led Aluminum Electrolytic Capacitors

Taping & Packaging

Fig. 1 - Formed Taping

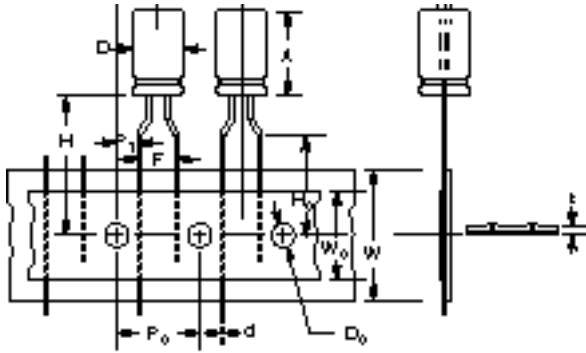


Fig. 2 - Straight Taping (5φ, 6.3φ, 8φ)



Fig. 3 - Straight Taping (Under 10φ, 12φ, 13φ)

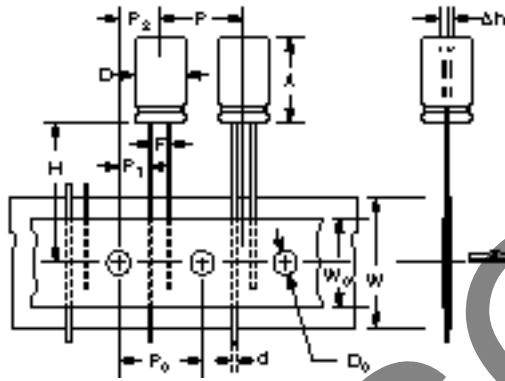


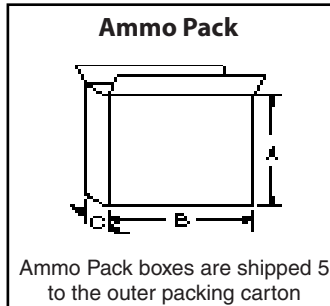
Fig. 4 - Straight Taping (16φ, 18φ)



Standard Lead Spacing of Taped Components is 5mm
Other Lead Spacing is Available by Special Order

| Code | D | A | d | P | P ₀ | P ₁ | P ₂ | F | W | W ₀ | H | H ₀ | D ₀ | t | ih | Fig. |
|-----------|---------|------|-------|------|----------------|----------------|----------------|--------------|------|----------------|-------|----------------|----------------|------|------|------|
| Tolerance | 0.5 | 1.0 | ±0.05 | ±1.0 | ±0.2 | ±0.7 | ±1.3 | +0.8 -0.2 | ±0.5 | Min. | ±0.75 | ±0.5 | ±0.2 | ±0.2 | Max. | |
| Item | 4 ~ 6.3 | 7.0 | 0.45 | 12.7 | 12.7 | 3.85 | 6.35 | 5.0 | 18.0 | 12.5 | 18.5 | 16.0 | 4.0 | 0.7 | 2.0 | 1 |
| | 5 ~ 8 | 12.5 | 0.5 | 12.7 | 12.7 | 3.85 | 6.35 | 5.0 | 18.0 | 12.5 | 18.5 | 16.0 | 4.0 | 0.7 | 2.0 | |
| | 5, 6.3 | 12.5 | 0.5 | 12.7 | 12.7 | 5.1 | 6.35 | 2.5 | 18.0 | 12.5 | 18.5 | — | 4.0 | 0.7 | 2.0 | |
| | 8 | 12.5 | 0.5 | 12.7 | 12.7 | 4.6 | 6.35 | 3.5 | 18.0 | 12.5 | 18.5 | — | 4.0 | 0.7 | 2.0 | |
| | 10 | 21.0 | 0.6 | 12.7 | 12.7 | 3.85 | 6.35 | 5.0 | 18.0 | 12.5 | 18.5 | — | 4.0 | 0.7 | 2.0 | 3 |
| 12, 13 | 26.0 | 0.6 | 15.0 | 15.0 | 5.0 | 7.5 | 5.0 | 18.0 | 12.5 | 18.5 | — | 4.0 | 0.7 | 2.0 | | |
| 16, 18 | 26.0 | 0.8 | 30.0 | 15.0 | 3.75 | 7.5 | 7.5 | 7.5 | 18.0 | 12.5 | 18.0 | — | 4.0 | 0.7 | 2.0 | 4 |

| Capacitor Diameter D (mm) | Ammo Pack Box Dimensions (mm) | | | Quantity Per Ammo Pack Box |
|---------------------------|-------------------------------|-------|-----|----------------------------|
| | A±5 | B Max | C±3 | |
| 4 | 250 | 340 | 54 | 3000 |
| 5 | 250 | 340 | 54 | 2,000 |
| 6.3 | 290 | 340 | 54 | 2,000 |
| 8 | 250 | 340 | 54 | 1,000 |
| 10 (12L) | 290 | 340 | 54 | 600 |
| 10 (16L) | 350 | 340 | 59 | 600 |
| 10 (20L) | 340 | 340 | 71 | 600 |
| 12, 13 | 340 | 340 | 71 | 400 |
| 16 | 340 | 340 | 71 | 300 |





| Tape And Reel Quantities | | |
|--------------------------|------------|------------------|
| Case Diameter D (mm) | Reel Width | Reel Qty. (Pcs.) |
| 4 | 44 | 1500 |
| 5 | 44 | 1200 |
| 6 | 44 | 1000 |
| 8 | 44 | 800 |
| 10 (12L) | 44 | 600 |
| 10 (16L) | 50 | 600 |
| 12, 13 | - | - |
| 16 | - | - |

Notice and Disclaimer: All product drawings, descriptions, specifications, statements, information and data (collectively, the "Information") in this datasheet or other publication are subject to change. The customer is responsible for checking, confirming and verifying the extent to which the Information contained in this datasheet or other publication is applicable to an order at the time the order is placed. All Information given herein is believed to be accurate and reliable, but it is presented without any guarantee, warranty, representation or responsibility of any kind, expressed or implied. Statements of suitability for certain applications are based on the knowledge that the Cornell Dubilier company providing such statements ("Cornell Dubilier") has of operating conditions that such Cornell Dubilier company regards as typical for such applications, but are not intended to constitute any guarantee, warranty or representation regarding any such matter – and Cornell Dubilier specifically and expressly disclaims any guarantee, warranty or representation concerning the suitability for a specific customer application, use, storage, transportation, or operating environment. The Information is intended for use only by customers who have the requisite experience and capability to determine the correct products for their application. Any technical advice inferred from this Information or otherwise provided by Cornell Dubilier with reference to the use of any Cornell Dubilier products is given gratis (unless otherwise specified by Cornell Dubilier), and Cornell Dubilier assumes no obligation or liability for the advice given or results obtained. Although Cornell Dubilier strives to apply the most stringent quality and safety standards regarding the design and manufacturing of its products, in light of the current state of the art, isolated component failures may still occur. Accordingly, customer applications which require a high degree of reliability or safety should employ suitable designs or other safeguards (such as installation of protective circuitry or redundancies or other appropriate protective measures) in order to ensure that the failure of an electrical component does not result in a risk of personal injury or property damage. Although all product-related warnings, cautions and notes must be observed, the customer should not assume that all safety measures are indicated in such warnings, cautions and notes, or that other safety measures may not be required.

OBSOLETE

Looking for pricing, stock, or lifecycle information?

Click below to explore more details on WIN SOURCE:

-  [View SXR103M6R3ST on WIN SOURCE](#)
-  [Cornell Dubilier Electronics \(CDE\) Information](#)

Optimize Your Supply Chain with WIN SOURCE Solutions

-  Global Sourcing Solution
-  Obsolete Management
-  Cost Control Management
-  Shortage Management
-  Alternative Solution
-  Excess Inventory Management