



**THE DATASHEET OF  
SXR222M016ST**



# Type SXR 105 °C Long Life Aluminum Electrolytic Capacitors

## Low ESR, High Ripple, Radial Leaded Aluminum Electrolytic Capacitors



Type SXR is a radial leaded aluminum electrolytic capacitor with a +105 °C, 2000 to 5000 hours long life ratings. The low ESR and high ripple current ratings make it ideal for output filtering applications in switching power supplies.

### Highlights

- +105 °C
- 2000 to 5000 hours - long life
- Low ESR
- High ripple current
- Available in T & R and ammo pack

### Specifications

Temperature Range	-40 °C to +105 °C																																														
Rated Voltage Range	6.3 to 100 Vdc																																														
Capacitance Range	22 to 15,000 µF																																														
Capacitance Tolerance	± 20%																																														
DC Leakage Current	$I \leq .01CV$ or $3 \mu A$ after 2 minutes @ +20 °C, whichever is greater C = Capacitance in (µF) V = Rated voltage I = Leakage current in µA																																														
Ripple Current Multipliers	<table border="1"> <thead> <tr> <th rowspan="2">Rated WVDC</th> <th colspan="6">Ripple Multipliers</th> </tr> <tr> <th>60Hz</th> <th>120Hz</th> <th>400 Hz</th> <th>1 kHz</th> <th>10 kHz</th> <th>100 kHz</th> </tr> </thead> <tbody> <tr> <td>10 - 16</td> <td>0.45</td> <td>0.60</td> <td>0.83</td> <td>0.94</td> <td>0.98</td> <td>1.00</td> </tr> <tr> <td>25 - 35</td> <td>0.38</td> <td>0.50</td> <td>0.75</td> <td>0.90</td> <td>0.97</td> <td>1.00</td> </tr> <tr> <td>50 - 100</td> <td>0.36</td> <td>0.46</td> <td>0.70</td> <td>0.88</td> <td>0.94</td> <td>1.00</td> </tr> </tbody> </table> <table border="1"> <thead> <tr> <th>Temperature (°C)</th> <th>+65</th> <th>+75</th> <th>+85</th> <th>+95</th> <th>+105</th> </tr> </thead> <tbody> <tr> <td>Multiplier</td> <td>2.12</td> <td>1.92</td> <td>1.69</td> <td>1.50</td> <td>1.00</td> </tr> </tbody> </table>	Rated WVDC	Ripple Multipliers						60Hz	120Hz	400 Hz	1 kHz	10 kHz	100 kHz	10 - 16	0.45	0.60	0.83	0.94	0.98	1.00	25 - 35	0.38	0.50	0.75	0.90	0.97	1.00	50 - 100	0.36	0.46	0.70	0.88	0.94	1.00	Temperature (°C)	+65	+75	+85	+95	+105	Multiplier	2.12	1.92	1.69	1.50	1.00
Rated WVDC	Ripple Multipliers																																														
	60Hz	120Hz	400 Hz	1 kHz	10 kHz	100 kHz																																									
10 - 16	0.45	0.60	0.83	0.94	0.98	1.00																																									
25 - 35	0.38	0.50	0.75	0.90	0.97	1.00																																									
50 - 100	0.36	0.46	0.70	0.88	0.94	1.00																																									
Temperature (°C)	+65	+75	+85	+95	+105																																										
Multiplier	2.12	1.92	1.69	1.50	1.00																																										
Dissipation Factor @ 120 Hz, +25 °C	<table border="1"> <thead> <tr> <th>WV (V)</th> <th>6.3</th> <th>10</th> <th>16</th> <th>25</th> <th>35</th> <th>50</th> <th>63</th> <th>100</th> </tr> </thead> <tbody> <tr> <td>DF(%)</td> <td>22</td> <td>19</td> <td>16</td> <td>14</td> <td>12</td> <td>10</td> <td>9</td> <td>8</td> </tr> </tbody> </table> <p>For capacitors whose capacitance value exceeds 1000 µF, the value of DF (%) is increased 2% for every additional 1000 µF</p>	WV (V)	6.3	10	16	25	35	50	63	100	DF(%)	22	19	16	14	12	10	9	8																												
WV (V)	6.3	10	16	25	35	50	63	100																																							
DF(%)	22	19	16	14	12	10	9	8																																							
Load Life Test	<p>Apply WVDC for:</p> <table border="1"> <thead> <tr> <th>Case Dia.</th> <th>Lifetime (Hours)</th> </tr> </thead> <tbody> <tr> <td>≤ 6.3 mm</td> <td>2000</td> </tr> <tr> <td>8.0 mm</td> <td>3000</td> </tr> <tr> <td>10.0 mm</td> <td>4000</td> </tr> <tr> <td>≥13.0 mm</td> <td>5000</td> </tr> </tbody> </table> <p>Capacitance change within 25% of initial value DC leakage current meets initial limits DF ≤ 200% of initial limit</p>	Case Dia.	Lifetime (Hours)	≤ 6.3 mm	2000	8.0 mm	3000	10.0 mm	4000	≥13.0 mm	5000																																				
Case Dia.	Lifetime (Hours)																																														
≤ 6.3 mm	2000																																														
8.0 mm	3000																																														
10.0 mm	4000																																														
≥13.0 mm	5000																																														
Shelf Life	1000 hrs with no voltage applied at +105 °C Cap change within 25% of initial values DF ≤ 200% of initial limit DC leakage current meets initial limits																																														

RoHS Compliant

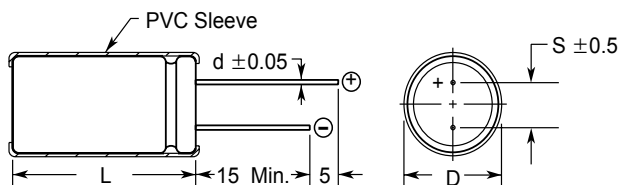
# Type SXR 105 °C Long Life Aluminum Electrolytic Capacitors

## Low ESR, High Ripple, Radial Led Aluminum Electrolytic Capacitors

### Part Numbering System

SXR	101	M	100	S	T
Type	Capacitance	Capacitance Tolerance	Rated Voltage	Packaging	Lead Configuration
SXR	( $\mu\text{F}$ )	(%)	(Vdc)		
	1R0 = 1	K = $\pm 10$	6R3 = 6.3	A = Tape & Ammo	1 = Lead cut
	100 = 10	M = $\pm 20$	010 = 10	E = Different Characteristic	2 = Lead form
	101 = 100		100 = 100	R = Tape & Reel	4 = Lead crimp & cut (form)
	102 = 1000			S = Standard	

### Outline Drawing



Case vented on diameters 6.3 and greater

Vinyl sleeve adds .5 Max. to diameter and 2.0 Max. to length

### Outline Dimensions (Millimeters)

### Ratings

Cap ( $\mu\text{F}$ )	Catalog Part Number	Max ESR 100 kHz 25 °C ( $\Omega$ )	Max Ripple 100 kHz 105 °C (mA)	Size in. (mm)			
				Diameter (D)	Length (L)	Lead Space (S)	Lead Dia. (d)
<b>6.3 Vdc (8 Volts Surge)</b>							
120	SXR121M6R3ST	2.43	154	.197 (5.0)	.433 (11.0)	.079 (2.0)	.0197 (0.5)
150	SXR151M6R3ST	1.95	210	.236 (6.0)	.433 (11.0)	.098 (2.5)	.0197 (0.5)
220	SXR221M6R3ST	1.33	260	.315 (8.0)	.433 (11.0)	.138 (3.5)	.0236 (0.6)
330	SXR331M6R3ST	0.88	350	.315 (8.0)	.433 (11.0)	.138 (3.5)	.0236 (0.6)
470	SXR471M6R3ST	0.62	510	.394 (10.0)	.472 (12.0)	.197 (5.0)	.0236 (0.6)
680	SXR681M6R3ST	0.43	635	.394 (10.0)	.630 (16.0)	.197 (5.0)	.0236 (0.6)
820	SXR821M6R3ST	0.36	650	.394 (10.0)	.630 (16.0)	.197 (5.0)	.0236 (0.6)
1000	SXR102M6R3ST	0.29	860	.394 (10.0)	.787 (20.0)	.197 (5.0)	.0236 (0.6)
1200	SXR122M6R3ST	0.24	860	.394 (10.0)	.787 (20.0)	.197 (5.0)	.0236 (0.6)
1500	SXR152M6R3ST	0.20	1030	.394 (10.0)	.984 (25.0)	.197 (5.0)	.0236 (0.6)
3300	SXR332M6R3ST	0.10	1280	.472 (12.0)	1.38 (35.0)	.197 (5.0)	.0236 (0.6)
4700	SXR472M6R3ST	0.08	1770	.472 (12.0)	1.38 (35.0)	.197 (5.0)	.0236 (0.6)
6800	SXR682M6R3ST	0.07	1810	.630 (16.0)	1.26 (32.0)	.295 (7.5)	.0315 (0.8)
8200	SXR822M6R3ST	0.06	2030	.630 (16.0)	1.40 (36.0)	.295 (7.5)	.0315 (0.8)
10000	SXR103M6R3ST	0.05	2320	.630 (16.0)	1.57 (40.0)	.295 (7.5)	.0315 (0.8)
15000	SXR153M6R3ST	0.04	2460	.709 (18.0)	1.57 (40.0)	.295 (7.5)	.0315 (0.8)

# Type SXR 105 °C Long Life Aluminum Electrolytic Capacitors

## Low ESR, High Ripple, Radial Leaded Aluminum Electrolytic Capacitors

Cap ( $\mu$ F)	Catalog Part Number	Max ESR 100 kHz 25 °C ( $\Omega$ )	Max Ripple 100 kHz 105 °C (mA)	Size in. (mm)			
				Diameter (D)	Length (L)	Lead Space (S)	Lead Dia. (d)
<b>10 Vdc (13 Volts Surge)</b>							
100	SXR101M010ST	2.52	180	.236 (6.0)	.433 (11.0)	.098 (2.5)	.0197 (0.5)
120	SXR121M010ST	2.10	210	.236 (6.0)	.433 (11.0)	.098 (2.5)	.0197 (0.5)
150	SXR151M010ST	1.68	240	.236 (6.0)	.433 (11.0)	.098 (2.5)	.0197 (0.5)
220	SXR221M010ST	1.15	300	.315 (8.0)	.433 (11.0)	.138 (3.5)	.0236 (0.6)
330	SXR331M010ST	0.76	400	.315 (8.0)	.472 (12.0)	.138 (3.5)	.0236 (0.6)
470	SXR471M010ST	0.54	500	.394 (10.0)	.472 (12.0)	.197 (5.0)	.0236 (0.6)
680	SXR681M010ST	0.37	650	.394 (10.0)	.630 (16.0)	.197 (5.0)	.0236 (0.6)
820	SXR821M010ST	0.31	860	.394 (10.0)	.787 (20.0)	.197 (5.0)	.0236 (0.6)
1000	SXR102M010ST	0.25	970	.394 (10.0)	.787 (20.0)	.197 (5.0)	.0236 (0.6)
1200	SXR122M010ST	0.21	1030	.394 (10.0)	.984 (25.0)	.197 (5.0)	.0236 (0.6)
1500	SXR152M010ST	0.18	1150	.394 (10.0)	1.18 (30.0)	.197 (5.0)	.0236 (0.6)
2200	SXR222M010ST	0.13	1320	.472 (12.0)	1.18 (30.0)	.197 (5.0)	.0236 (0.6)
3300	SXR332M010ST	0.09	1770	.512 (13.0)	1.42 (36.0)	.197 (5.0)	.0236 (0.6)
4700	SXR472M010ST	0.08	1810	.630 (16.0)	1.26 (32.0)	.295 (7.5)	.0315 (0.8)
6800	SXR682M010ST	0.06	2030	.630 (16.0)	1.42 (36.0)	.295 (7.5)	.0315 (0.8)
10000	SXR103M010ST	0.05	2460	.709 (18.0)	1.57 (40.0)	.295 (7.5)	.0315 (0.8)
<b>16 Vdc (20 Volts Surge)</b>							
100	SXR101M016ST	2.12	230	.315 (8.0)	.630 (16.0)	.138 (3.5)	.0197 (0.5)
120	SXR121M016ST	1.77	260	.315 (8.0)	.433 (11.0)	.138 (3.5)	.0236 (0.6)
150	SXR151M016ST	1.42	300	.315 (8.0)	.433 (11.0)	.138 (3.5)	.0236 (0.6)
220	SXR221M016ST	0.97	400	.315 (8.0)	.433 (11.0)	.138 (3.5)	.0236 (0.6)
330	SXR331M016ST	0.64	500	.394 (10.0)	.472 (12.0)	.197 (5.0)	.0236 (0.6)
470	SXR471M016ST	0.45	650	.394 (10.0)	.630 (16.0)	.197 (5.0)	.0236 (0.6)
680	SXR681M016ST	0.31	860	.394 (10.0)	.787 (20.0)	.197 (5.0)	.0236 (0.6)
820	SXR821M016ST	0.26	1030	.394 (10.0)	.984 (25.0)	.197 (5.0)	.0236 (0.6)
1000	SXR102M016ST	0.21	1150	.394 (10.0)	1.18 (30.0)	.197 (5.0)	.0236 (0.6)
1200	SXR122M016ST	0.18	1120	.472 (12.0)	.984 (25.0)	.197 (5.0)	.0236 (0.6)
1500	SXR152M016ST	0.15	1320	.472 (12.0)	.984 (25.0)	.197 (5.0)	.0236 (0.6)
2200	SXR222M016ST	0.11	1540	.472 (12.0)	1.18 (30.0)	.197 (5.0)	.0236 (0.6)
3300	SXR332M016ST	0.08	1980	.472 (12.0)	1.57 (40.0)	.197 (5.0)	.0236 (0.6)
4700	SXR472M016ST	0.07	2030	.630 (16.0)	1.42 (36.0)	.295 (7.5)	.0315 (0.8)
6800	SXR682M016ST	0.05	2240	.709 (18.0)	1.42 (36.0)	.295 (7.5)	.0315 (0.8)
8200	SXR822M016ST	0.05	2460	.709 (18.0)	1.57 (40.0)	.295 (7.5)	.0315 (0.8)
<b>25 Vdc (32 Volts Surge)</b>							
100	SXR101M025ST	1.86	300	.315 (8.0)	.630 (16.0)	.138 (3.5)	.0197 (0.5)
120	SXR121M025ST	1.55	350	.315 (8.0)	.433 (11.0)	.138 (3.5)	.0236 (0.6)
150	SXR151M025ST	1.24	400	.394 (10.0)	.472 (12.0)	.197 (5.0)	.0236 (0.6)
220	SXR221M025ST	0.84	500	.394 (10.0)	.472 (12.0)	.197 (5.0)	.0236 (0.6)
330	SXR331M025ST	0.56	650	.394 (10.0)	.630 (16.0)	.197 (5.0)	.0236 (0.6)
470	SXR471M025ST	0.40	860	.394 (10.0)	.787 (20.0)	.197 (5.0)	.0236 (0.6)
680	SXR681M025ST	0.27	1150	.394 (10.0)	1.18 (30.0)	.197 (5.0)	.0236 (0.6)
820	SXR821M025ST	0.23	1120	.472 (12.0)	.984 (25.0)	.197 (5.0)	.0236 (0.6)
1000	SXR102M025ST	0.19	1320	.472 (12.0)	.984 (25.0)	.197 (5.0)	.0236 (0.6)
1200	SXR122M025ST	0.15	1400	.472 (12.0)	1.18 (30.0)	.197 (5.0)	.0236 (0.6)
1500	SXR152M025ST	0.13	1540	.472 (12.0)	1.18 (30.0)	.197 (5.0)	.0236 (0.6)
2200	SXR222M025ST	0.10	1980	.472 (12.0)	1.57 (40.0)	.197 (5.0)	.0236 (0.6)
3300	SXR332M025ST	0.07	2030	.630 (16.0)	1.42 (36.0)	.295 (7.5)	.0315 (0.8)
4700	SXR472M025ST	0.06	2460	.709 (18.0)	1.57 (40.0)	.295 (7.5)	.0315 (0.8)

# Type SXR 105 °C Long Life Aluminum Electrolytic Capacitors

## Low ESR, High Ripple, Radial Leaded Aluminum Electrolytic Capacitors

Cap ( $\mu$ F)	Catalog Part Number	Max ESR	Max Ripple	Size in. (mm)			
		100 kHz 25 °C ( $\Omega$ )	100 kHz 105 °C (mA)	Diameter (D)	Length (L)	Lead Space (S)	Lead Dia. (d)
<b>35 Vdc (44 Volts Surge)</b>							
100	SXR101M035ST	1.59	400	.394 (10.0)	.472 (12.0)	.197 (5.0)	.0236 (0.6)
120	SXR121M035ST	1.33	510	.394 (10.0)	.472 (12.0)	.197 (5.0)	.0236 (0.6)
150	SXR151M035ST	1.06	550	.394 (10.0)	.472 (12.0)	.197 (5.0)	.0236 (0.6)
220	SXR221M035ST	0.72	650	.394 (10.0)	.630 (16.0)	.197 (5.0)	.0236 (0.6)
330	SXR331M035ST	0.48	860	.394 (10.0)	.787 (20.0)	.197 (5.0)	.0236 (0.6)
470	SXR471M035ST	0.34	1150	.394 (10.0)	1.18 (30.0)	.197 (5.0)	.0236 (0.6)
680	SXR681M035ST	0.23	1320	.472 (12.0)	.984 (25.0)	.197 (5.0)	.0236 (0.6)
820	SXR821M035ST	0.19	1400	.472 (12.0)	1.18 (30.0)	.197 (5.0)	.0236 (0.6)
1000	SXR102M035ST	0.16	1540	.472 (12.0)	1.18 (30.0)	.197 (5.0)	.0236 (0.6)
1200	SXR122M035ST	0.13	1770	.472 (12.0)	1.38 (35.0)	.197 (5.0)	.0236 (0.6)
1500	SXR152M035ST	0.12	1980	.472 (12.0)	1.57 (40.0)	.197 (5.0)	.0236 (0.6)
2200	SXR222M035ST	0.08	2030	.630 (16.0)	1.40 (36.0)	.295 (7.5)	.0315 (0.8)
3300	SXR332M035ST	0.47	2460	.709 (18.0)	1.57 (40.0)	.295 (7.5)	.0315 (0.8)
<b>50 Vdc (63 Volts Surge)</b>							
68	SXR680M050ST	1.95	400	.394 (10.0)	.472 (12.0)	.197 (5.0)	.0236 (0.6)
100	SXR101M050ST	1.33	635	.394 (10.0)	.630 (16.0)	.197 (5.0)	.0236 (0.6)
120	SXR121M050ST	1.11	650	.394 (10.0)	.630 (16.0)	.197 (5.0)	.0236 (0.6)
150	SXR151M050ST	0.88	860	.394 (10.0)	.787 (20.0)	.197 (5.0)	.0236 (0.6)
220	SXR221M050ST	0.60	1030	.394 (10.0)	.984 (25.0)	.197 (5.0)	.0236 (0.6)
330	SXR331M050ST	0.40	1150	.394 (10.0)	1.18 (30.0)	.197 (5.0)	.0236 (0.6)
470	SXR471M050ST	0.28	1320	.472 (12.0)	.984 (25.0)	.197 (5.0)	.0236 (0.6)
680	SXR681M050ST	0.20	1770	.472 (12.0)	1.38 (35.0)	.197 (5.0)	.0236 (0.6)
820	SXR821M050ST	0.16	1980	.472 (12.0)	1.57 (40.0)	.197 (5.0)	.0236 (0.6)
1000	SXR102M050ST	0.13	1810	.630 (16.0)	1.26 (32.0)	.295 (7.5)	.0315 (0.8)
1200	SXR122M050ST	0.11	2030	.630 (16.0)	1.40 (36.0)	.295 (7.5)	.0315 (0.8)
1500	SXR152M050ST	0.10	2320	.630 (16.0)	1.57 (40.0)	.295 (7.5)	.0315 (0.8)
<b>63 Vdc (79 Volts Surge)</b>							
47	SXR470M063ST	2.26	305	.394 (10.0)	.472 (12.0)	.197 (5.0)	.0236 (0.6)
68	SXR680M063ST	1.56	500	.394 (10.0)	.630 (16.0)	.197 (5.0)	.0236 (0.6)
100	SXR101M063ST	1.06	550	.394 (10.0)	.630 (16.0)	.197 (5.0)	.0236 (0.6)
120	SXR121M063ST	0.88	620	.394 (10.0)	.787 (20.0)	.197 (5.0)	.0236 (0.6)
150	SXR151M063ST	0.71	795	.394 (10.0)	.984 (25.0)	.197 (5.0)	.0236 (0.6)
220	SXR221M063ST	0.48	890	.472 (12.0)	.984 (25.0)	.197 (5.0)	.0236 (0.6)
330	SXR331M063ST	0.32	1320	.472 (12.0)	1.18 (30.0)	.197 (5.0)	.0236 (0.6)
470	SXR471M063ST	0.23	1450	.472 (12.0)	1.38 (35.0)	.197 (5.0)	.0236 (0.6)
680	SXR681M063ST	0.16	1790	.630 (16.0)	1.26 (32.0)	.295 (7.5)	.0315 (0.8)
1000	SXR102M063ST	0.11	2200	.709 (18.0)	1.40 (36.0)	.295 (7.5)	.0315 (0.8)
1200	SXR122M063ST	0.09	2370	.709 (18.0)	1.57 (40.0)	.295 (7.5)	.0315 (0.8)
<b>100 Vdc (125 Volts Surge)</b>							
22	SXR220M100ST	4.22	305	.394 (10.0)	.472 (12.0)	.197 (5.0)	.0236 (0.6)
33	SXR330M100ST	2.81	500	.394 (10.0)	.630 (16.0)	.197 (5.0)	.0236 (0.6)
47	SXR470M100ST	1.98	600	.394 (10.0)	.787 (20.0)	.197 (5.0)	.0236 (0.6)
68	SXR680M100ST	1.37	795	.394 (10.0)	.984 (25.0)	.197 (5.0)	.0236 (0.6)
100	SXR101M100ST	0.93	905	.394 (10.0)	1.18 (30.0)	.197 (5.0)	.0236 (0.6)
120	SXR121M100ST	0.77	1040	.472 (12.0)	1.18 (30.0)	.197 (5.0)	.0236 (0.6)
150	SXR151M100ST	0.62	1200	.472 (12.0)	1.18 (30.0)	.197 (5.0)	.0236 (0.6)
220	SXR221M100ST	0.42	1440	.630 (16.0)	1.26 (32.0)	.295 (7.5)	.0315 (0.8)
330	SXR331M100ST	0.28	1790	.709 (18.0)	1.40 (36.0)	.295 (7.5)	.0315 (0.8)

# Type SXR 105 °C Long Life Aluminum Electrolytic Capacitors

## Low ESR, High Ripple, Radial Led Aluminum Electrolytic Capacitors

### Taping & Packaging

Fig. 1 - Formed Taping

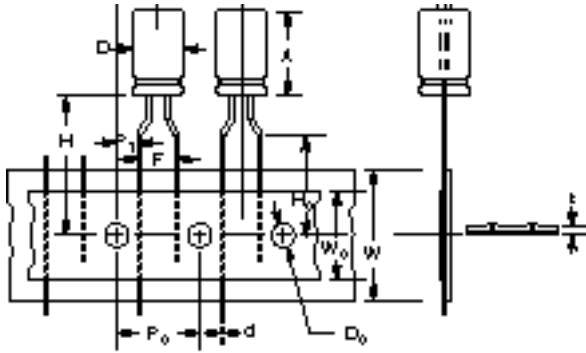


Fig. 2 - Straight Taping (5φ, 6.3φ, 8φ)

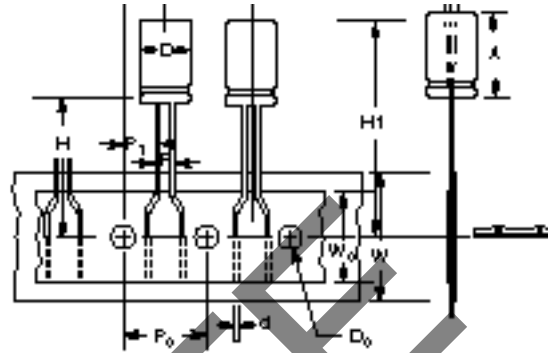


Fig. 3 - Straight Taping (Under 10φ, 12φ, 13φ)

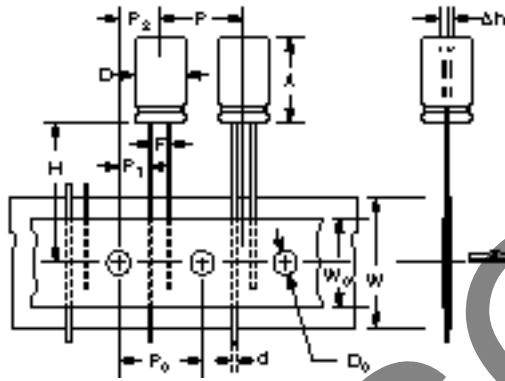
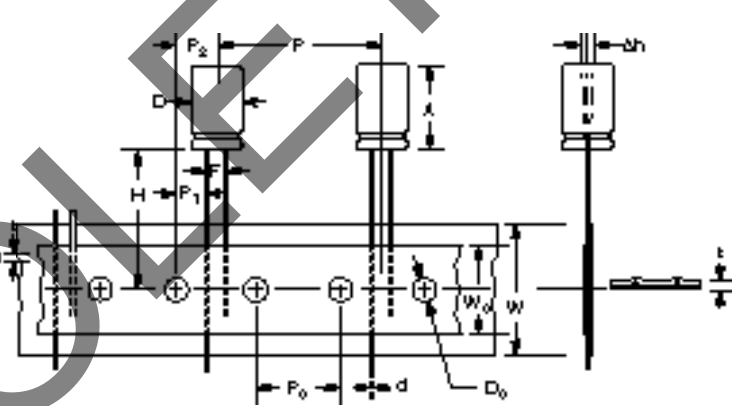


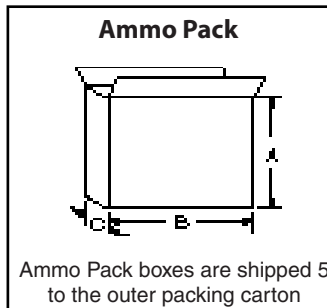
Fig. 4 - Straight Taping (16φ, 18φ)



Standard Lead Spacing of Taped Components is 5mm  
Other Lead Spacing is Available by Special Order

Code	D	A	d	P	P <sub>0</sub>	P <sub>1</sub>	P <sub>2</sub>	F	W	W <sub>0</sub>	H	H <sub>0</sub>	D <sub>0</sub>	t	ih	Fig.
Tolerance	0.5	1.0	±0.05	±1.0	±0.2	±0.7	±1.3	+0.8 -0.2	±0.5	Min.	±0.75	±0.5	±0.2	±0.2	Max.	
Item	4 ~ 6.3	7.0	0.45	12.7	12.7	3.85	6.35	5.0	18.0	12.5	18.5	16.0	4.0	0.7	2.0	1
	5 ~ 8	12.5	0.5	12.7	12.7	3.85	6.35	5.0	18.0	12.5	18.5	16.0	4.0	0.7	2.0	
	5, 6.3	12.5	0.5	12.7	12.7	5.1	6.35	2.5	18.0	12.5	18.5	—	4.0	0.7	2.0	
	8	12.5	0.5	12.7	12.7	4.6	6.35	3.5	18.0	12.5	18.5	—	4.0	0.7	2.0	
	10	21.0	0.6	12.7	12.7	3.85	6.35	5.0	18.0	12.5	18.5	—	4.0	0.7	2.0	3
12, 13	26.0	0.6	15.0	15.0	5.0	7.5	5.0	18.0	12.5	18.5	—	4.0	0.7	2.0		
16, 18	26.0	0.8	30.0	15.0	3.75	7.5	7.5	7.5	18.0	12.5	18.0	—	4.0	0.7	2.0	4

Capacitor Diameter D (mm)	Ammo Pack Box Dimensions (mm)			Quantity Per Ammo Pack Box
	A±5	B Max	C±3	
4	250	340	54	3000
5	250	340	54	2,000
6.3	290	340	54	2,000
8	250	340	54	1,000
10 (12 L)	290	340	54	600
10 (16 L)	350	340	59	600
10 (20 L)	340	340	71	600
12, 13	340	340	71	400
16	340	340	71	300





Tape And Reel Quantities		
Case Diameter D (mm)	Reel Width	Reel Qty. (Pcs.)
4	44	1500
5	44	1200
6	44	1000
8	44	800
10 (12L)	44	600
10 (16L)	50	600
12, 13	-	-
16	-	-

**Notice and Disclaimer:** All product drawings, descriptions, specifications, statements, information and data (collectively, the "Information") in this datasheet or other publication are subject to change. The customer is responsible for checking, confirming and verifying the extent to which the Information contained in this datasheet or other publication is applicable to an order at the time the order is placed. All Information given herein is believed to be accurate and reliable, but it is presented without any guarantee, warranty, representation or responsibility of any kind, expressed or implied. Statements of suitability for certain applications are based on the knowledge that the Cornell Dubilier company providing such statements ("Cornell Dubilier") has of operating conditions that such Cornell Dubilier company regards as typical for such applications, but are not intended to constitute any guarantee, warranty or representation regarding any such matter – and Cornell Dubilier specifically and expressly disclaims any guarantee, warranty or representation concerning the suitability for a specific customer application, use, storage, transportation, or operating environment. The Information is intended for use only by customers who have the requisite experience and capability to determine the correct products for their application. Any technical advice inferred from this Information or otherwise provided by Cornell Dubilier with reference to the use of any Cornell Dubilier products is given gratis (unless otherwise specified by Cornell Dubilier), and Cornell Dubilier assumes no obligation or liability for the advice given or results obtained. Although Cornell Dubilier strives to apply the most stringent quality and safety standards regarding the design and manufacturing of its products, in light of the current state of the art, isolated component failures may still occur. Accordingly, customer applications which require a high degree of reliability or safety should employ suitable designs or other safeguards (such as installation of protective circuitry or redundancies or other appropriate protective measures) in order to ensure that the failure of an electrical component does not result in a risk of personal injury or property damage. Although all product-related warnings, cautions and notes must be observed, the customer should not assume that all safety measures are indicated in such warnings, cautions and notes, or that other safety measures may not be required.

OBSOLETE

## Looking for pricing, stock, or lifecycle information?

Click below to explore more details on WIN SOURCE:

-  [View SXR222M016ST on WIN SOURCE](#)
-  [Cornell Dubilier Electronics \(CDE\) Information](#)

## Optimize Your Supply Chain with WIN SOURCE Solutions

-  Global Sourcing Solution
-  Obsolete Management
-  Cost Control Management
-  Shortage Management
-  Alternative Solution
-  Excess Inventory Management