




THE DATASHEET OF
530L104KT16T



RF/Microwave Capacitors

RF/Microwave Multilayer Capacitors (MLC)

530L Series Broadband Multilayer Capacitors



UBL TECHNOLOGY

KYOCERA AVX's new 530L Series Multilayer Broadband Capacitor provides low insertion loss performance over multiple octaves of frequency spectrum. The 530L capacitor is compatible with high speed automated pick and place SMT manufacturing. The 530L is ideal for broadband DC blocking, coupling, bypassing, and feedback applications in optical communications systems and equipment using high-speed digital.

FEATURES

- EIA 0402 Case Size
- Operating Frequency 16 KHz to 18 GHz
- Insertion Loss: 1 dB max.
- Low Loss X7R Dielectric
- RoHS Compliant Terminations
- Solderable SMT Terminations

ADVANTAGES

- Broadband Performance
- Low Insertion Loss
- Flat Frequency Response
- Excellent Return Loss through 18 GHz
- Unit-to-Unit Performance
- Repeatability
- Rugged Ceramic Construction

HOW TO ORDER

530	L	10	4	K	T	16	T
Series	Case Size 0402	Capacitance Code First 2 significant digits for capacitance	Indicates number of zeros following digits of capacitance in pF	Capacitance Tolerance	Termination Code T = Tin Plated over Nickel Barrier. RoHS Compliant	WVDC	Packaging (Tape and Reel) T = 500 pcs T1K = 1,000 pcs T10K = 10,000pcs

The above part number refers to a 530 Series (case size L) 100 nF capacitor, K tolerance ($\pm 10\%$), with T termination (tin plated over nickel barrier, RoHS compliant), 16 WVDC, tape and reel packaging.

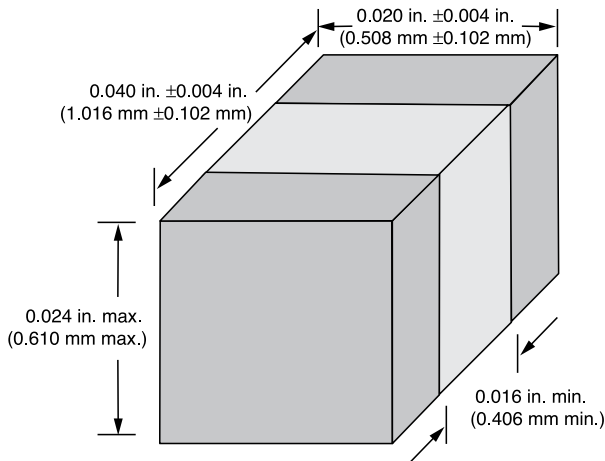


Tape & Reel



RoHS COMPLIANT

DIMENSIONS



RF/Microwave Capacitors
RF/Microwave Multilayer Capacitors (MLC)
530L Series Broadband Multilayer Capacitors

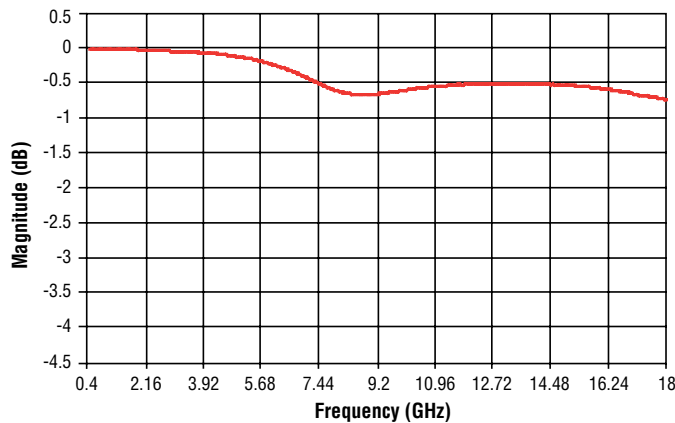


ELECTRICAL SPECIFICATIONS

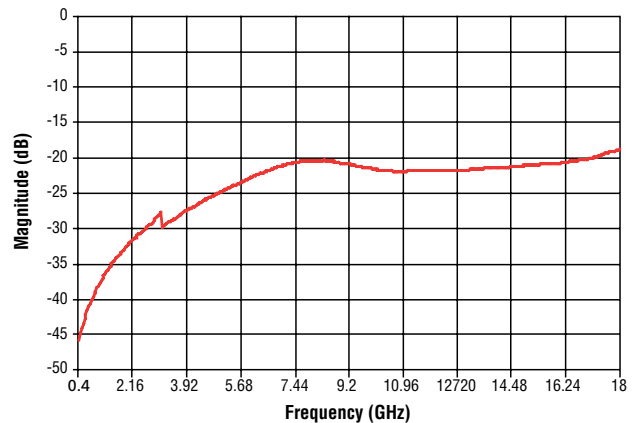
Capacitance	100 nF
Rated Voltage	16 WVDC
Dielectric Withstanding Voltage (DWV)	250% of rated WVDC for 5 secs.
Operating Temperature Range	-55°C to +125°C
Temperature Coefficient of Capacitance (TCC)	±15% (-55°C to +125°C)
Maximum DF	10% @ 1KHz
Insulation Resistance	10 ⁸ Ω min. @ +25°C @ rated WVDC 10 ⁷ Ω min. @ +125°C @ rated WVDC

PERFORMANCE DATA

530L Insertion Loss (S21)



530L Return Loss (S11)



530L Data Sheet Test Condition Description

All testing performed on 10-mil-thick Rogers RO4350 microstrip board, with the UUT subtending a 24 mil gap in a 22-mil-wide center trace (nominal 50-ohm characteristic impedance). Measurements were made using an Anritsu 3680K Universal Test Fixture and an HP8722D Vector Network Analyzer having a four receiver architecture. Measurements have been de-embedded to the edges of the UUT using a standard TRL calibration procedure.

Looking for pricing, stock, or lifecycle information?

Click below to explore more details on WIN SOURCE:

- ⊖ [View 530L104KT16T on WIN SOURCE](#)
- ⊖ [American Technical Ceramics Information](#)

Optimize Your Supply Chain with WIN SOURCE Solutions

- ✓ Global Sourcing Solution
- ✓ Obsolete Management
- ✓ Cost Control Management
- ✓ Shortage Management
- ✓ Alternative Solution
- ✓ Excess Inventory Management