



**THE DATASHEET OF
SR401C684KAR**



RADIAL LEADS

SkyCap®/SR Series

GENERAL INFORMATION

SR Series

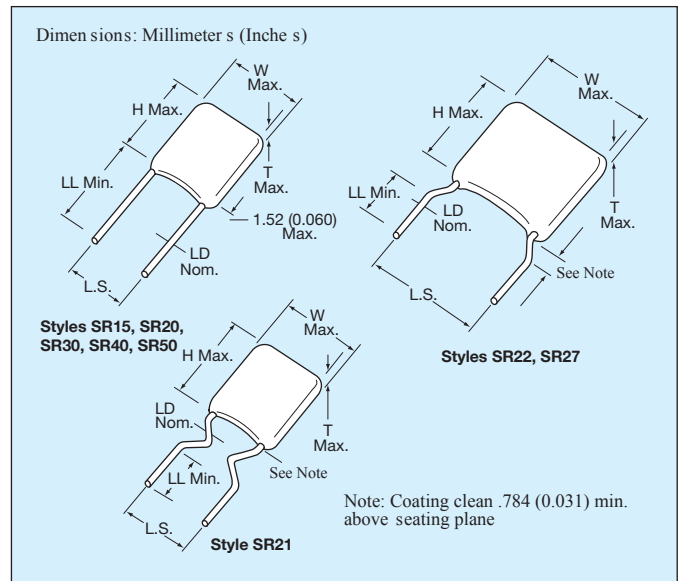
Conformally Coated Radial Leaded MLC

Temperature Coefficients: COG (NP0), X7R, Z5U

200, 100, 50 Volts (300V, 400V & 500V also available)

Case Material: Epoxy

Lead Material: RoHS Compliant, 100% Tin



Drawings are for illustrative purposes only. Actual lead form shape could vary within stated tolerances based on body size.

HOW TO ORDER

SR21

5

E

104

M

A

R

TR1

Style

SR15
SR20
SR21
SR22
SR27
SR30
SR40
SR50

Voltage

5 = 50V
1 = 100V
2 = 200V
9 = 300V
8 = 400V
7 = 500V

Temperature Coefficient

A = COG (NP0)
C = X7R
E = Z5U

Capacitance

First two digits are the significant figures of capacitance. Third digit indicates the additional number of zeros. For example, order 100,000 pF as 104. (For values below 10pF use "R" in place of decimal point, e.g., 1R4 = 1.4pF)

Capacitance Tolerance

COG (NP0):
C = ±.25pF
D = ±.5pF
F = ±1% (>50pF only)
G = ±2% (>25pF only)
J = ±5%
K = ±10%

X7R:
J = ±5%
K = ±10%
M = ±20%

Z5U:
M = ±20%
Z = +80%
-20%

Failure Rate

A = Not Applicable

Leads

R = RoHS

Packaging

Blank: Bulk Packaging 1.0" minimum of lead length
T: Trimmed leads .230" ± .030"
Bulk packaging
TR1: Tape and Reel Packaging
AP1: Ammopack packaging

See packaging specification pages 33-34



MARKING

FRONT



BACK



PACKAGING REQUIREMENTS

| | Quantity per Bag |
|--------------------------|------------------|
| SR15, 20, 21, 22, 27, 30 | 1000 Pieces |
| SR40, 50 | 500 Pieces |

Note: SR15, SR20, SR21, SR30, and SR40 available on tape and reel per EIA specifications RS-468. See Pages 33 and 34.

RADIAL LEADS

COG (NP0) Dielectric



SIZE AND CAPACITANCE SPECIFICATIONS

EIA Characteristic

Dimensions: Millimeters (Inches)

| Style | SR15 | SR20 | SR21 | SR22 | SR27 | SR30 | SR40 | SR50 | | | | | | | | | | |
|-----------------------------|--------------------------------------|-----------------|-----------------|-----------------|-----------------|----------------|-----------------|-----------------|-----|----|------|-----|----|------|----|------|----|--|
| "Insertable" | SR07 | SR29 | SR59 | N/A | N/A | SR65 | SR75 | N/A | | | | | | | | | | |
| Width (W) | 3.81 (.150) | 5.08 (.200) | 5.08 (.200) | 5.08 (.200) | 6.604 (.260) | 7.62 (.300) | 10.16 (.400) | 12.70 (.500) | | | | | | | | | | |
| Height (H) | 3.81 (.150) | 5.08 (.200) | 5.08 (.200) | 5.08 (.200) | 6.35 (.250) | 7.62 (.300) | 10.16 (.400) | 12.70 (.500) | | | | | | | | | | |
| Thickness (T) | 2.54 (.100) | 3.175 (.125) | 3.175 (.125) | 3.175 (.125) | 4.06 (.160) | 3.81 (.150) | 3.81 (.150) | 5.08 (.200) | | | | | | | | | | |
| Lead Spacing (L.S.) | 2.54 (.100) | 2.54 (.100) | 5.08 (.200) | 6.35 (.250) | 7.62 (.300) | 5.08 (.200) | 5.08 (.200) | 10.16 (.400) | | | | | | | | | | |
| Lead Diameter (L.D.) | .508 (.020) | .508 (.020) | .508 (.020) | .508 (.020) | .508 (.020) | .508 (.020) | .508 (.020) | .635 (.025) | | | | | | | | | | |
| Cap. in.* pF | Industry Preferred Values in Blue | WVDC | | | WVDC | | | WVDC | | | WVDC | | | WVDC | | WVDC | | |
| | | 200 | 100 | 50 | 200 | 100 | 50 | 200 | 100 | 50 | 200 | 100 | 50 | 100 | 50 | 100 | 50 | |
| 1.0-9.9 | SR151A1R0DAR | | | | | | | | | | | | | | | | | |
| 10 | SR151A100KAR | | | | | | | | | | | | | | | | | |
| 15 | SR.....A150KAR | | | | | | | | | | | | | | | | | |
| 22 | SR.....A220KAR | | | | | | | | | | | | | | | | | |
| 33 | SR.....A330KAR | | | | | | | | | | | | | | | | | |
| 39 | SR.....A390KAR | | | | | | | | | | | | | | | | | |
| 47 | SR.....A470KAR | | | | | | | | | | | | | | | | | |
| 68 | SR.....A680KAR | | | | | | | | | | | | | | | | | |
| 100 | SR151A101KAR | | | | | | | | | | | | | | | | | |
| 150 | SR.....A151KAR | | | | | | | | | | | | | | | | | |
| 220 | SR.....A221KAR | | | | | | | | | | | | | | | | | |
| 330 | SR.....A331KAR | | | | | | | | | | | | | | | | | |
| 390 | SR.....A391KAR | | | | | | | | | | | | | | | | | |
| 470 | SR.....A471KAR | | | | | | | | | | | | | | | | | |
| 680 | SR.....A681KAR | | | | | | | | | | | | | | | | | |
| 1000 | SR211A102KAR | | | | | | | | | | | | | | | | | |
| 1500 | SR.....A152KAR | | | | | | | | | | | | | | | | | |
| 2200 | SR.....A222KAR | | | | | | | | | | | | | | | | | |
| 3900 | SR.....A392KAR | | | | | | | | | | | | | | | | | |
| 4700 | SR.....A472KAR | | | | | | | | | | | | | | | | | |
| 6800 | SR.....A682KAR | | | | | | | | | | | | | | | | | |
| 8200 | SR.....A822KAR | | | | | | | | | | | | | | | | | |
| 10,000 | SR.....A103KAR | | | | | | | | | | | | | | | | | |
| 15,000 | SR.....A153KAR | | | | | | | | | | | | | | | | | |
| 22,000 | SR.....A223KAR | | | | | | | | | | | | | | | | | |
| 33,000 | SR.....A333KAR | | | | | | | | | | | | | | | | | |
| 39,000 | SR.....A393KAR | | | | | | | | | | | | | | | | | |
| 47,000 | SR.....A473KAR | | | | | | | | | | | | | | | | | |
| 68,000 | SR.....A683KAR | | | | | | | | | | | | | | | | | |
| 100,000 | SR.....A104KAR | | | | | | | | | | | | | | | | | |

For other styles, voltages, tolerances and lead lengths see Part No. Codes or contact factory.

*Other capacitance values available upon special request.

- = Industry preferred values
- = SR20 only

Capacitance ranges available for SR12 and SR07 same as SR15
 SR62 and SR59 same as SR21
 SR64 and SR65 same as SR30
 SR75 same as SR40
 SR13 same as SR21

NOTE: For others voltages, tolerances, electrical specifications and NPO typical characteristics, see the KYOCERA AVX Multilayer Ceramic Leaded Capacitors Catalog.

RADIAL LEADS

X7R Dielectric






SIZE AND CAPACITANCE SPECIFICATIONS

EIA Characteristic

Dimensions: Millimeters (Inches)

| | Style | SR15 | | | SR20 | | | SR21 | | | SR22 | | | SR27 | | | SR30 | | | SR40 | | | SR50 | | |
|-----------------|--------------------------------------|----------------|----------------|----------------|-----------------|-----------------|-----------------|-----------------|-----------------|-----------------|-----------------|-----------------|-----------------|-----------------|-----------------|----------------|----------------|----------------|-----------------|-----------------|-----------------|-----------------|-----------------|-----------------|----|
| | | SR07 | SR07 | SR07 | SR29 | SR29 | SR29 | SR59 | SR59 | SR59 | N/A | N/A | N/A | N/A | N/A | N/A | N/A | N/A | N/A | N/A | N/A | N/A | N/A | N/A | |
| | Width (W) | 3.81 (.150) | 3.81 (.150) | 3.81 (.150) | 5.08 (.200) | 5.08 (.200) | 5.08 (.200) | 5.08 (.200) | 5.08 (.200) | 5.08 (.200) | 5.08 (.200) | 5.08 (.200) | 6.604 (.260) | 6.604 (.260) | 6.604 (.260) | 7.62 (.300) | 7.62 (.300) | 7.62 (.300) | 10.16 (.400) | 10.16 (.400) | 10.16 (.400) | 12.70 (.500) | 12.70 (.500) | 12.70 (.500) | |
| | Height (H) | 3.81 (.150) | 3.81 (.150) | 3.81 (.150) | 5.08 (.200) | 5.08 (.200) | 5.08 (.200) | 5.08 (.200) | 5.08 (.200) | 5.08 (.200) | 5.08 (.200) | 5.08 (.200) | 6.35 (.250) | 6.35 (.250) | 6.35 (.250) | 7.62 (.300) | 7.62 (.300) | 7.62 (.300) | 10.16 (.400) | 10.16 (.400) | 10.16 (.400) | 12.70 (.500) | 12.70 (.500) | 12.70 (.500) | |
| | Thickness (T) | 2.54 (.100) | 2.54 (.100) | 2.54 (.100) | 3.175 (.125) | 3.175 (.125) | 3.175 (.125) | 3.175 (.125) | 3.175 (.125) | 3.175 (.125) | 3.175 (.125) | 3.175 (.125) | 4.06 (.160) | 4.06 (.160) | 4.06 (.160) | 3.81 (.150) | 3.81 (.150) | 3.81 (.150) | 3.81 (.150) | 3.81 (.150) | 3.81 (.150) | 5.08 (.200) | 5.08 (.200) | 5.08 (.200) | |
| | Lead Spacing (L.S.) | 2.54 (.100) | 2.54 (.100) | 2.54 (.100) | 2.54 (.100) | 2.54 (.100) | 2.54 (.100) | 5.08 (.200) | 5.08 (.200) | 5.08 (.200) | 5.08 (.200) | 5.08 (.200) | 6.35 (.250) | 6.35 (.250) | 6.35 (.250) | 7.62 (.300) | 7.62 (.300) | 7.62 (.300) | 5.08 (.200) | 5.08 (.200) | 5.08 (.200) | 5.08 (.200) | 5.08 (.200) | 10.16 (.400) | |
| | Lead Diameter (L.D.) | .508 (.020) | .508 (.020) | .508 (.020) | .508 (.020) | .508 (.020) | .508 (.020) | .508 (.020) | .508 (.020) | .508 (.020) | .508 (.020) | .508 (.020) | .508 (.020) | .508 (.020) | .508 (.020) | .508 (.020) | .508 (.020) | .508 (.020) | .508 (.020) | .508 (.020) | .508 (.020) | .508 (.020) | .508 (.020) | .635 (.025) | |
| Cap. in.* pF | Industry Preferred Values in Blue | WVDC | | | WVDC | | | WVDC | | | WVDC | | | WVDC | | | WVDC | | | WVDC | | | WVDC | | |
| | | 200 | 100 | 50 | 200 | 100 | 50 | 200 | 100 | 50 | 200 | 100 | 50 | 200 | 100 | 50 | 200 | 100 | 50 | 200 | 100 | 50 | 200 | 100 | 50 |
| 470 | SR...C471KAR | | | | | | | | | | | | | | | | | | | | | | | | |
| 1000 | SR155C102KAR | | | | | | | | | | | | | | | | | | | | | | | | |
| 1500 | SR...C152KAR | | | | | | | | | | | | | | | | | | | | | | | | |
| 2200 | SR...C222KAR | | | | | | | | | | | | | | | | | | | | | | | | |
| 3300 | SR...C332KAR | | | | | | | | | | | | | | | | | | | | | | | | |
| 4700 | SR...C472KAR | | | | | | | | | | | | | | | | | | | | | | | | |
| 6800 | SR...C682KAR | | | | | | | | | | | | | | | | | | | | | | | | |
| 10,000 | SR215C103KAR | | | | | | | | | | | | | | | | | | | | | | | | |
| 15,000 | SR...C153KAR | | | | | | | | | | | | | | | | | | | | | | | | |
| 22,000 | SR...C223KAR | | | | | | | | | | | | | | | | | | | | | | | | |
| 33,000 | SR...C333KAR | | | | | | | | | | | | | | | | | | | | | | | | |
| 47,000 | SR...C473KAR | | | | | | | | | | | | | | | | | | | | | | | | |
| 68,000 | SR...C683KAR | | | | | | | | | | | | | | | | | | | | | | | | |
| 100,000 | SR215C104KAR | | | | | | | | | | | | | | | | | | | | | | | | |
| 150,000 | SR...C154KAR | | | | | | | | | | | | | | | | | | | | | | | | |
| 220,000 | SR215C224KAR | | | | | | | | | | | | | | | | | | | | | | | | |
| 330,000 | SR...C334KAR | | | | | | | | | | | | | | | | | | | | | | | | |
| 390,000 | SR...C394KAR | | | | | | | | | | | | | | | | | | | | | | | | |
| 470,000 | SR305C474KAR | | | | | | | | | | | | | | | | | | | | | | | | |
| 1.0 uF | SR305C105KAR | | | | | | | | | | | | | | | | | | | | | | | | |
| 2.2 uF | SR405C225KAR | | | | | | | | | | | | | | | | | | | | | | | | |
| 2.7 uF | SR505C275KAR | | | | | | | | | | | | | | | | | | | | | | | | |
| 4.7 uF | SR505C475KAR | | | | | | | | | | | | | | | | | | | | | | | | |
| 10.0 uF | SR655C106KAR | | | | | | | | | | | | | | | | | | | | | | | | |

For other styles, voltages, tolerances and lead lengths see Part No. Codes or contact factory.

-  = Industry preferred values
-  = Extended range
-  = Extended range with 0.150" thickness maximum

RADIAL LEADS

Z5U Dielectric



SIZE AND CAPACITANCE SPECIFICATIONS

EIA Characteristic

Dimensions: Millimeters (Inches)

| Style | SR15 | SR20 | SR21 | SR22 | SR27 | SR30 | SR40 | SR50 | | | | | | | |
|----------------------|--------------------------------------|-----------------|-----------------|-----------------|-----------------|----------------|-----------------|-----------------|----|------|----|------|----|------|----|
| "Insertable" | SR07 | SR29 | SR59 | N/A | N/A | SR65 | SR75 | N/A | | | | | | | |
| Width (W) | 3.81 (.150) | 5.08 (.200) | 5.08 (.200) | 5.08 (.200) | 6.604 (.260) | 7.62 (.300) | 10.16 (.400) | 12.70 (.500) | | | | | | | |
| Height (H) | 3.81 (.150) | 5.08 (.200) | 5.08 (.200) | 5.08 (.200) | 6.35 (.250) | 7.62 (.300) | 10.16 (.400) | 12.70 (.500) | | | | | | | |
| Thickness (T) | 2.54 (.100) | 3.175 (.125) | 3.175 (.125) | 3.175 (.125) | 4.06 (.160) | 3.81 (.150) | 3.81 (.150) | 5.08 (.200) | | | | | | | |
| Lead Spacing (L.S.) | 2.54 (.100) | 2.54 (.100) | 5.08 (.200) | 6.35 (.250) | 7.62 (.300) | 5.08 (.200) | 5.08 (.200) | 10.16 (.400) | | | | | | | |
| Lead Diameter (L.D.) | .508 (.020) | .508 (.020) | .508 (.020) | .508 (.020) | .508 (.020) | .508 (.020) | .508 (.020) | .635 (.025) | | | | | | | |
| Cap. in.* pF | Industry Preferred Values in Blue | WVDC | | WVDC | | WVDC | | WVDC | | WVDC | | WVDC | | WVDC | |
| | | 100 | 50 | 100 | 50 | 100 | 50 | 100 | 50 | 100 | 50 | 100 | 50 | 100 | 50 |
| 10,000 | SR155E103ZAR | | | | | | | | | | | | | | |
| 47,000 | SR.....E473ZAR | | | | | | | | | | | | | | |
| 100,000 | SR215E104ZAR | | | | | | | | | | | | | | |
| 150,000 | SR.....E154ZAR | | | | | | | | | | | | | | |
| 220,000 | SR215E224ZAR | | | | | | | | | | | | | | |
| 330,000 | SR215E334ZAR | | | | | | | | | | | | | | |
| 470,000 | SR215E474ZAR | | | | | | | | | | | | | | |
| 680,000 | SR.....E684ZAR | | | | | | | | | | | | | | |
| 1.0 µF | SR.....105ZAR | | | | | | | | | | | | | | |
| 1.5 µF | SR30E155ZAR | | | | | | | | | | | | | | |
| 2.2 µF | SR30E225ZAR | | | | | | | | | | | | | | |
| 3.3 µF | SR30E335ZAR | | | | | | | | | | | | | | |
| 4.7 µF | SR30E475ZAR | | | | | | | | | | | | | | |

For other styles, voltages, tolerances and lead lengths see Part No. Codes or contact factory.

*Other capacitance values available upon special request.

- = Industry preferred values
- = SR20 only

Capacitance ranges available for SR12 and SR07 same as SR15
 SR62 and SR59 same as SR21
 SR64 and SR65 same as SR30
 SR75 same as SR40
 SR13 same as SR21

NOTE: For others voltages, tolerances, electrical specifications and NPO typical characteristics, see the KYOCERA AVX Multilayer Ceramic Leaded Capacitors Catalog.

500 VOLT SKYCAPS**

| STYLE* | MAXIMUM CAPACITANCE VALUE | |
|----------------------|---------------------------|---------|
| | C0G (NPO) | X7R |
| SR29 | 900 pF | .015 µF |
| SR20 | 1800 pF | .033 µF |
| SR28 SR59 | 900 pF | .015 µF |
| SR13 SR21 | 1800 pF | .033 µF |
| SR30 SR61 SR65 | 7200 pF | .12 µF |
| SR40 SR75 | .015 µF | .27 µF |
| SR22 | 1800 pF | .033 µF |
| SR27 | 1800 pF | .033 µF |
| SR76 | .015 µF | .27 µF |

*Consult pages 27 and 28 for style sizes.

**Voltage rating based on DWV of 150% of rated voltage.



The Important Information/Disclaimer is incorporated in the catalog where these specifications came from or available online at www.avx.com/disclaimer/ by reference and should be reviewed in full before placing any order.

RADIAL LEADS

SkyCap®/SL Series

GENERAL INFORMATION

SL Series

Conformally Coated Radial Leaded MLC

Temperature Coefficients: C0G (NP0), X7R, Z5U

200, 100, 50 Volts (300V, 400V & 500V also available)

Case Material: Epoxy

Lead Material: Solderable Sn/Pb



Drawings are for illustrative purposes only. Actual lead form shape could vary within stated tolerances based on body size.

HOW TO ORDER

SL21

5

E

104

M

A

B

TR1

Style

SL15
SL20
SL21
SL22
SL27
SL30
SL40
SL50

Voltage

5 = 50V
1 = 100V
2 = 200V
9 = 300V
8 = 400V
7 = 500V

Temperature Coefficient

A = C0G (NP0)
C = X7R
E = Z5U

Capacitance

First two digits are the significant figures of capacitance. Third digit indicates the additional number of zeros. For example, order 100,000 pF as 104. (For values below 10pF use "R" in place of decimal point, e.g., 1R4 = 1.4pF.)

Capacitance Tolerance

C0G (NP0):
C = ±.25pF
D = ±.5pF
F = ±1% (>50pF only)
G = ±2% (>25pF only)
J = ±5%
K = ±10%

X7R:
J = ±5%
K = ±10%
M = ±20%

Z5U:
M = ±20%
Z = +80%
-20%

Failure Rate

A = Not Applicable

Leads

B = Leads Sn/Pb Blank: (Tin lead product)

Packaging

Bulk Packaging 1.0" minimum of lead length
T: Trimmed leads .230" ± .030"
Bulk packaging
TR1: Tape and Reel Packaging
AP1: Ammopack packaging

See packaging specification pages 33-34

Not RoHS Compliant

MARKING

FRONT



BACK



PACKAGING REQUIREMENTS

| | Quantity per Bag |
|--------------------------|------------------|
| SL15, 20, 21, 22, 27, 30 | 1000 Pieces |
| SL40, 50 | 500 Pieces |

Note: SL15, SL20, SL21, SL30, and SL40 available on tape and reel per EIA specifications RS-468. See Pages 33 and 34.

RADIAL LEADS

COG (NP0) Dielectric



SIZE AND CAPACITANCE SPECIFICATIONS

EIA Characteristic

Dimensions: Millimeters (Inches)

| Style | SL15 | SL20 | SL21 | SL22 | SL27 | SL30 | SL40 | SL50 |
|-----------------------------|--|-----------------|-----------------|-----------------|-----------------|----------------|-----------------|-----------------|
| "Insertable" | SL07 | SL29 | SL59 | N/A | N/A | SL65 | SL75 | N/A |
| Width (W) | 3.81 (.150) | 5.08 (.200) | 5.08 (.200) | 5.08 (.200) | 6.604 (.260) | 7.62 (.300) | 10.16 (.400) | 12.70 (.500) |
| Height (H) | 3.81 (.150) | 5.08 (.200) | 5.08 (.200) | 5.08 (.200) | 6.35 (.250) | 7.62 (.300) | 10.16 (.400) | 12.70 (.500) |
| Thickness (T) | 2.54 (.100) | 3.175 (.125) | 3.175 (.125) | 3.175 (.125) | 4.06 (.160) | 3.81 (.150) | 3.81 (.150) | 5.08 (.200) |
| Lead Spacing (L.S.) | 2.54 (.100) | 2.54 (.100) | 5.08 (.200) | 6.35 (.250) | 7.62 (.300) | 5.08 (.200) | 5.08 (.200) | 10.16 (.400) |
| Lead Diameter (L.D.) | .508 (.020) | .508 (.020) | .508 (.020) | .508 (.020) | .508 (.020) | .508 (.020) | .508 (.020) | .635 (.025) |
| Cap. in.* pF | Industry Preferred Values in Blue | WVDC | WVDC | WVDC | WVDC | WVDC | WVDC | WVDC |
| | | 200 100 50 | 200 100 50 | 200 100 50 | 200 100 50 | 200 100 50 | 200 100 50 | 200 100 50 |
| 1.0-9.9 | SL151A1R0DAB | | | | | | | |
| 10 | SL151A100KAB | | | | | | | |
| 15 | SI.....A150KAB | | | | | | | |
| 22 | SL.....A220KAB | | | | | | | |
| 33 | SL.....A330KAB | | | | | | | |
| 39 | SL.....A390KAB | | | | | | | |
| 47 | SL.....A470KAB | | | | | | | |
| 68 | SL.....A680KAB | | | | | | | |
| 100 | SL151A101KAB | | | | | | | |
| 150 | SI.....A151KAB | | | | | | | |
| 220 | SI.....A221KAB | | | | | | | |
| 330 | SI.....A331KAB | | | | | | | |
| 390 | SI.....A391KAB | | | | | | | |
| 470 | SI.....A471KAB | | | | | | | |
| 680 | SI.....A681KAB | | | | | | | |
| 1000 | SL211A102KAB | | | | | | | |
| 1500 | SI.....A152KAB | | | | | | | |
| 2200 | SI.....A222KAB | | | | | | | |
| 3900 | SI.....A392KAB | | | | | | | |
| 4700 | SI.....A472KAB | | | | | | | |
| 6800 | SI.....A682KAB | | | | | | | |
| 8200 | SI.....A822KAB | | | | | | | |
| 10,000 | SL305A103KAB | | | | | | | |
| 15,000 | SI.....A153KAB | | | | | | | |
| 22,000 | SI.....A223KAB | | | | | | | |
| 33,000 | SI.....A333KAB | | | | | | | |
| 39,000 | SI.....A393KAB | | | | | | | |
| 47,000 | SI.....A473KAB | | | | | | | |
| 68,000 | SI.....A683KAB | | | | | | | |
| 100,000 | SI.....A104KAB | | | | | | | |

For other styles, voltages, tolerances and lead lengths see Part No. Codes or contact factory.

*Other capacitance values available upon special request.

- = Industry preferred values
- = SL20 only

NOTE: Capacitance ranges available for
 SL12 same as SL15
 SL62 same as SL21
 SL64 same as SL30
 SL89 same as SL21

RADIAL LEADS

X7R Dielectric



SIZE AND CAPACITANCE SPECIFICATIONS

EIA Characteristic

Dimensions: Millimeters (Inches)

| Style | SL15 | SL20 | SL21 | SL22 | SL27 | SL30 | SL40 | SL50 | | | | | | | | | | | | | | |
|---|----------------|-----------------|-----------------|-----------------|-----------------|----------------|-----------------|-----------------|----|-------------|-----|----|-------------|-----|----|-------------|-----|----|-------------|-----|----|--|
| "Insertable" | SL07 | SL29 | SL59 | N/A | N/A | SL65 | SL75 | N/A | | | | | | | | | | | | | | |
| Width (W) | 3.81 (.150) | 5.08 (.200) | 5.08 (.200) | 5.08 (.200) | 6.604 (.260) | 7.62 (.300) | 10.16 (.400) | 12.70 (.500) | | | | | | | | | | | | | | |
| Height (H) | 3.81 (.150) | 5.08 (.200) | 5.08 (.200) | 5.08 (.200) | 6.35 (.250) | 7.62 (.300) | 10.16 (.400) | 12.70 (.500) | | | | | | | | | | | | | | |
| Thickness (T) | 2.54 (.100) | 3.175 (.125) | 3.175 (.125) | 3.175 (.125) | 4.06 (.160) | 3.81 (.150) | 3.81 (.150) | 5.08 (.200) | | | | | | | | | | | | | | |
| Lead Spacing (L.S.) | 2.54 (.100) | 2.54 (.100) | 5.08 (.200) | 6.35 (.250) | 7.62 (.300) | 5.08 (.200) | 5.08 (.200) | 10.16 (.400) | | | | | | | | | | | | | | |
| Lead Diameter (L.D.) | .508 (.020) | .508 (.020) | .508 (.020) | .508 (.020) | .508 (.020) | .508 (.020) | .508 (.020) | .635 (.025) | | | | | | | | | | | | | | |
| Cap. in.* Industry Preferred pF Values in Blue | WVDC | | | WVDC | | | WVDC | | | WVDC | | | WVDC | | | WVDC | | | WVDC | | | |
| | 200 | 100 | 50 | 200 | 100 | 50 | 200 | 100 | 50 | 200 | 100 | 50 | 200 | 100 | 50 | 200 | 100 | 50 | 200 | 100 | 50 | |
| 470 SL.....C471KAB | | | | | | | | | | | | | | | | | | | | | | |
| 1000 SL155C102KAB | | | | | | | | | | | | | | | | | | | | | | |
| 1500 SL.....C152KAB | | | | | | | | | | | | | | | | | | | | | | |
| 2200 SL.....C222KAB | | | | | | | | | | | | | | | | | | | | | | |
| 3300 SL.....C332KAB | | | | | | | | | | | | | | | | | | | | | | |
| 4700 SL.....C472KAB | | | | | | | | | | | | | | | | | | | | | | |
| 6800 SL.....C682KAB | | | | | | | | | | | | | | | | | | | | | | |
| 10,000 SL215C103KAB | | | | | | | | | | | | | | | | | | | | | | |
| 15,000 SL.....C153KAB | | | | | | | | | | | | | | | | | | | | | | |
| 22,000 SL.....C223KAB | | | | | | | | | | | | | | | | | | | | | | |
| 33,000 SL.....C333KAB | | | | | | | | | | | | | | | | | | | | | | |
| 47,000 SL.....C473KAB | | | | | | | | | | | | | | | | | | | | | | |
| 68,000 SL.....C683KAB | | | | | | | | | | | | | | | | | | | | | | |
| 100,000 SL215C104KAB | | | | | | | | | | | | | | | | | | | | | | |
| 150,000 SL.....C154KAB | | | | | | | | | | | | | | | | | | | | | | |
| 220,000 SL215C224KAB | | | | | | | | | | | | | | | | | | | | | | |
| 330,000 SL.....C334KAB | | | | | | | | | | | | | | | | | | | | | | |
| 390,000 SL.....C394KAB | | | | | | | | | | | | | | | | | | | | | | |
| 470,000 SL305C474KAB | | | | | | | | | | | | | | | | | | | | | | |
| 1.0 uF SL305C105KAB | | | | | | | | | | | | | | | | | | | | | | |
| 2.2 uF SL405C225KAB | | | | | | | | | | | | | | | | | | | | | | |
| 2.7 uF SL505C275KAB | | | | | | | | | | | | | | | | | | | | | | |
| 4.7 uF SL505C475KAB | | | | | | | | | | | | | | | | | | | | | | |
| 10.0 uF SL655C106KAB | | | | | | | | | | | | | | | | | | | | | | |

For other styles, voltages, tolerances and lead lengths see Part No. Codes or contact factory.

-  = Industry preferred values
-  = Extended range
-  = Extended range with 0.150" thickness maximum

RADIAL LEADS

Z5U Dielectric



SIZE AND CAPACITANCE SPECIFICATIONS

EIA Characteristic

Dimensions: Millimeters (Inches)

| Style | SL15 | SL20 | SL21 | SL22 | SL27 | SL30 | SL40 | SL50 | | | | | | | |
|-----------------------------|-----------------------------------|-----------------|-----------------|-----------------|-----------------|----------------|-----------------|-----------------|----|------|----|------|----|------|----|
| "Insertable" | SL07 | SL29 | SL59 | N/A | N/A | SL65 | SL75 | N/A | | | | | | | |
| Width (W) | 3.81 (.150) | 5.08 (.200) | 5.08 (.200) | 5.08 (.200) | 6.604 (.260) | 7.62 (.300) | 10.16 (.400) | 12.70 (.500) | | | | | | | |
| Height (H) | 3.81 (.150) | 5.08 (.200) | 5.08 (.200) | 5.08 (.200) | 6.35 (.250) | 7.62 (.300) | 10.16 (.400) | 12.70 (.500) | | | | | | | |
| Thickness (T) | 2.54 (.100) | 3.175 (.125) | 3.175 (.125) | 3.175 (.125) | 4.06 (.160) | 3.81 (.150) | 3.81 (.150) | 5.08 (.200) | | | | | | | |
| Lead Spacing (L.S.) | 2.54 (.100) | 2.54 (.100) | 5.08 (.200) | 6.35 (.250) | 7.62 (.300) | 5.08 (.200) | 5.08 (.200) | 10.16 (.400) | | | | | | | |
| Lead Diameter (L.D.) | .508 (.020) | .508 (.020) | .508 (.020) | .508 (.020) | .508 (.020) | .508 (.020) | .508 (.020) | .635 (.025) | | | | | | | |
| Cap. in.* | Industry Preferred Values in Blue | WVDC | | WVDC | | WVDC | | WVDC | | WVDC | | WVDC | | WVDC | |
| pF | | 100 | 50 | 100 | 50 | 100 | 50 | 100 | 50 | 100 | 50 | 100 | 50 | 100 | 50 |
| 10,000 | SL155E103ZAB | | | | | | | | | | | | | | |
| 47,000 | SL.....E473ZAB | | | | | | | | | | | | | | |
| 100,000 | SL215E104ZAB | | | | | | | | | | | | | | |
| 150,000 | SL.....E154ZAB | | | | | | | | | | | | | | |
| 220,000 | SL215E224ZAB | | | | | | | | | | | | | | |
| 330,000 | SL215E334ZAB | | | | | | | | | | | | | | |
| 470,000 | SL215E474ZAB | | | | | | | | | | | | | | |
| 680,000 | SL.....E684ZAB | | | | | | | | | | | | | | |
| 1.0 µF | SL.....105ZAB | | | | | | | | | | | | | | |
| 1.5 µF | SL30E155ZAB | | | | | | | | | | | | | | |
| 2.2 µF | SL30E225ZAB | | | | | | | | | | | | | | |
| 3.3 µF | SL30E335ZAB | | | | | | | | | | | | | | |
| 4.7 µF | SL30E475ZAB | | | | | | | | | | | | | | |

For other styles, voltages, tolerances and lead lengths see Part No. Codes or contact factory.

*Other capacitance values available upon special request.

- = Industry preferred values
- = SL20 only

500 VOLT SKYCAPS**

| STYLE* | MAXIMUM CAPACITANCE VALUE | |
|--------|---------------------------|---------|
| | COG (NP0) | X7R |
| SL29 | 900 pF | .015 µF |
| SL20 | 1800 pF | .033 µF |
| SL28 | 900 pF | .015 µF |
| SL59 | | |
| SL13 | 1800 pF | .033 µF |
| SL21 | | |
| SL30 | 7200 pF | .12 µF |
| SL61 | | |
| SL65 | | |
| SL40 | .015 µF | .27 µF |
| SL75 | | |
| SL22 | 1800 pF | .033 µF |
| SL27 | 1800 pF | .033 µF |
| SL76 | .015 µF | .27 µF |
| SL50 | .036 µF | .59 µF |

*Consult pages 27 and 28 for style sizes.

**Voltage rating based on DWV of 150% of rated voltage.



The Important Information/Disclaimer is incorporated in the catalog where these specifications came from or available online at www.avx.com/disclaimer/ by reference and should be reviewed in full before placing any order.

Looking for pricing, stock, or lifecycle information?

Click below to explore more details on WIN SOURCE:

 [View SR401C684KAR on WIN SOURCE](#)

 [AVX Corp/Kyocera Corp](#) Information

Optimize Your Supply Chain with WIN SOURCE Solutions

-  Global Sourcing Solution
-  Obsolete Management
-  Cost Control Management
-  Shortage Management
-  Alternative Solution
-  Excess Inventory Management