



**THE DATASHEET OF  
S301RP128R2R7W**



## Overview

KEMET S301 Series Supercapacitors utilize a proprietary electrode design to deliver a very high power density. This product features high power performance up to 3,000 F capacity in a weldable axial screw termination cell.

## Applications

Typical applications include automotive subsystems, engine starting, rail systems, hybrid drive trains, material handling/utility vehicles, regenerative brake energy capture, backup power, grid/power correction, and UPS/carry through power.

## Benefits

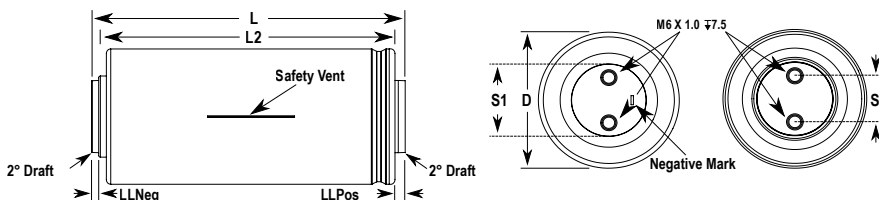
- Weldable screw terminals
- Highest power performance available
- High power
- High rate cycling
- Long life
- Operating temperature range of -40°C to +65°C
- High cycle life > 1,000,000 cycles
- RoHS Compliant
- Made in USA



## Part Number System

S301	RV	308	T	2R7	W
Series	Size Code (D x L)	Capacitance Code (μF)	Capacitance Tolerance	Rated Voltage (VDC)	Termination Code
Supercapacitor, Screw Termination	RE = 60.5 x 57.5 RP = 60.5 x 80.5 RS = 60.5 x 108.5 RV = 60.5 x 144	First two digits represent significant figures. Third digit specifies number of zeros.	R = -0%	2R7 = 2.7	2 threaded inserts per end, 20 mm lead spacing, M6

## Dimensions – Millimeters



Part Number	D		L		L2		S		S1		LLNeg		LLPos	
	Nominal	Tolerance	Nominal	Tolerance	Nominal	Tolerance	Nominal	Tolerance	Nominal	Tolerance	Nominal	Tolerance	Nominal	Tolerance
S301RE657R2R7W	60.7	+/-0.3	57.5	+/-0.5	49.8	+/-0.5	20	+/-0.2	32.1	+/-0.1	4.6	+/-0.2	3.2	+/-0.1
S301RP128R2R7W	60.7	+/-0.3	80	+/-0.5	72.3	+/-0.5	20	+/-0.2	32.1	+/-0.1	4.6	+/-0.2	3.2	+/-0.1
S301RS208R2R7W	60.7	+/-0.3	108.5	+/-0.5	100.8	+/-0.5	20	+/-0.2	32.1	+/-0.1	4.6	+/-0.2	3.2	+/-0.1
S301RV308R2R7W	60.7	+/-0.3	144	+/-0.5	136.3	+/-0.5	20	+/-0.2	32.1	+/-0.1	4.6	+/-0.2	3.2	+/-0.1

## Performance Characteristics

Item	Performance Characteristics
Rated Voltage	2.7 VDC
Surge Voltage	2.85 VDC
Capacitance Range	650 – 3,000 F
Capacitance Tolerance	-0%
Temperature Range	-40°C to +65°C
Storage Temperature Range	-40°C to +70°C
Life, DC	10 years, rated voltage, 25°C
	$\Delta C < 20\%$ decrease, ESR < 100% increase
Life, Endurance	1,000 hours, rated voltage, 65°C
	$\Delta C < 20\%$ decrease, ESR < 100% increase
Life, Shelf	1,000 hours, no voltage, 70°C
	$\Delta C < 20\%$ decrease, ESR < 100% increase
Life, Cycle	> 1,000,000 cycles, rated to half rated voltage, 25°C
	$\Delta C < 20\%$ decrease, ESR < 100% increase
Standards Compliance	RoHS, UL810a, BS EN 60068-2-14, Chinese RoHS, CE SAE

## Approvals

Series / Partnumber	Test Type	Test Standard	Date completed (or estimated)
S301RP128R2R7W S301RV308R2R7W	Vibration	IEC 60068-2-6	May 2013
		SAE J2380	
		ISO 16750-3	
	Mechanical shock	IEC 60068-2-27	
	Underwriters Laboratory	UL-810A <sup>2</sup>	by Part number
SAE Safety And Abuse	SAE J24645 <sup>3</sup>	pending 12/31/2013	
S301RE657R2R7W S301RS208R2R7W	pending <sup>1</sup>		

<sup>1</sup> Pending Part Numbers require significant production runs and UL Certification

<sup>2</sup> UL-810A includes the following tests: Short Circuit, Abnormal Charge, Heating, Crush, Impact, Shock, Vibration

<sup>3</sup> SAE J2464 Includes the following tests: Nail Penetration, Crush, Thermal Stability, Thermal Shock, Short Circuit, Overcharge, Forced Vent

## Environmental Compliance

All KEMET supercapacitors are RoHS Compliant.



RoHS Compliant

**Table 1 – Ratings & Part Number Reference**

Part Number	S301RE657R2R7W <sup>1</sup>	S301RP128R2R7W	S301RS208R2R7W	S301RV308R2R7W
Electrical				
Capacitance (F)	650	1200	2000	3000
Capacitance Tolerance	-0	-0	-0	-0
Rated Voltage (V)	2.7	2.7	2.7	2.7
Surge Voltage (V)	2.85	2.85	2.85	2.85
ESR, DC $\leq$ (m $\Omega$ ) [10 ms]	0.32	0.3	0.27	0.26
ESR, AC 1 kHz $\leq$ (m $\Omega$ )	0.26	0.25	0.23	0.2
Inductance $\pm$ 20 (nH)	60	60	60	60
72 Hour Leakage $\leq$ (mA)	1.5	2	2	5
Cycling				
Current, Peak [1s] (A)	750	1200	1800	2200
Continuous Current (A)*	65	90	130	145
Current, Short Circuit (A)	10,000	10,000	10,000	10,000
Thermal				
Resistance, Thermal ( $^{\circ}$ C/W)	6	5	3.5	4
Energy/Power				
Maximum Stored Energy (Wh)	0.66	1.22	2.03	3.04
Energy Density (Wh/kg)	3.6	4.1	5.5	6
Energy Density (Wh/L)	4.4	6.2	6.5	7.7
Power Density (kW/kg)	30.8	20	18.2	13.7
Power Density (kW/L)	38.5	31	21.7	17.7
Maximum Power (kW/kg)	14.8	9.9	8.8	6.6
Physical				
Size Code	RE	RP	RS	RV
D x L (mm)	60.7 x 57.5	60.7 x 80	60.7 x 108.5	60.7 x 144
Weight (kg)	0.185	0.29	0.37	0.51
Volume (L)	0.148	0.196	0.196	0.397
Volume of ACN (L)	0.05	0.093		0.24
Screw Threads	M6X1	M6X1	M6X1	M6X1
Maximum Torque	5 Nm (44 Inch/Lbs)	5 Nm (44 Inch/Lbs)	5 Nm (44 Inch/Lbs)	5 Nm (44 Inch/Lbs)

\*Rated current = continuous current with 20°C temperature rise.

## Mounting

Do not scratch or file the lead terminals. The terminals are plated with metal and the removal of the plated material will cause poor solderability.

Do not overheat when soldering. Solder temperature lower than 260°C and time shorter than 5 seconds are recommended. For hand soldering, tip temperature should be no higher than 350°C (662°F) for a maximum contact time of 3 seconds. Only the snap-in terminals should come into contact with liquid solder or iron. Excessive heat on the snap-in terminal boards can cause damage to seals, shrink sleeve, and electrodes resulting in shortened life or premature part failure.

## Packaging Quantities

Part Number	Capacitance (F)	Rated Voltage	Package Type	Package Quantity	Box Weight	Box Length	Box Width	Box Height
S301RE657R2R7W	650	2.7		30				
S301RP128R2R7W	1200	2.7	Box with Cardboard Separators	15	10.1 lbs (4.6 Kgs)	13.0" (330 mm)	8.0" (203 mm)	4.0" (102 mm)
S301RS208R2R7W	2000	2.7		15	15.0 lbs (6,8 Kgs)	13.0" (330 mm)	8.0" (203 mm)	4.0" (102 mm)
S301RV308R2R7W	3000	2.7		6	8 lbs (3.7 kgs)	9.0" (229 mm)	7.0" (178 mm)	6.5" (165 mm)

## Standard Marking

- KEMET logo
- Rated capacitance
- Rated voltage
- Product number
- Negative terminal marking
- Energy in Wh

## KEMET Corporation World Headquarters

2835 KEMET Way  
Simpsonville, SC 29681

Mailing Address:  
P.O. Box 5928  
Greenville, SC 29606

www.kemet.com  
Tel: 864-963-6300  
Fax: 864-963-6521

**Corporate Offices**  
Fort Lauderdale, FL  
Tel: 954-766-2800

## North America

**Southeast**  
Lake Mary, FL  
Tel: 407-855-8886

**Northeast**  
Wilmington, MA  
Tel: 978-658-1663

**Central**  
Novi, MI  
Tel: 248-306-9353

**West**  
Milpitas, CA  
Tel: 408-433-9950

**Mexico**  
Guadalajara, Jalisco  
Tel: 52-33-3123-2141

## Europe

**Southern Europe**  
Paris, France  
Tel: 33-1-4646-1006

Sasso Marconi, Italy  
Tel: 39-051-939111

**Central Europe**  
Landsberg, Germany  
Tel: 49-8191-3350800

Kamen, Germany  
Tel: 49-2307-438110

**Northern Europe**  
Bishop's Stortford, United Kingdom  
Tel: 44-1279-460122

Espoo, Finland  
Tel: 358-9-5406-5000

## Asia

**Northeast Asia**  
Hong Kong  
Tel: 852-2305-1168

Shenzhen, China  
Tel: 86-755-2518-1306

Beijing, China  
Tel: 86-10-5829-1711

Shanghai, China  
Tel: 86-21-6447-0707

Taipei, Taiwan  
Tel: 886-2-27528585

**Southeast Asia**  
Singapore  
Tel: 65-6586-1900

Penang, Malaysia  
Tel: 60-4-6430200

Bangalore, India  
Tel: 91-806-53-76817

*Note: KEMET reserves the right to modify minor details of internal and external construction at any time in the interest of product improvement. KEMET does not assume any responsibility for infringement that might result from the use of KEMET Capacitors in potential circuit designs. KEMET is a registered trademark of KEMET Electronics Corporation.*

## Disclaimer

All product specifications, statements, information and data (collectively, the "Information") in this datasheet are subject to change. The customer is responsible for checking and verifying the extent to which the Information contained in this publication is applicable to an order at the time the order is placed.

All Information given herein is believed to be accurate and reliable, but it is presented without guarantee, warranty, or responsibility of any kind, expressed or implied.

Statements of suitability for certain applications are based on KEMET Electronics Corporation's ("KEMET") knowledge of typical operating conditions for such applications, but are not intended to constitute – and KEMET specifically disclaims – any warranty concerning suitability for a specific customer application or use. The Information is intended for use only by customers who have the requisite experience and capability to determine the correct products for their application. Any technical advice inferred from this Information or otherwise provided by KEMET with reference to the use of KEMET's products is given gratis, and KEMET assumes no obligation or liability for the advice given or results obtained.

Although KEMET designs and manufactures its products to the most stringent quality and safety standards, given the current state of the art, isolated component failures may still occur. Accordingly, customer applications which require a high degree of reliability or safety should employ suitable designs or other safeguards (such as installation of protective circuitry or redundancies) in order to ensure that the failure of an electrical component does not result in a risk of personal injury or property damage.

Although all product-related warnings, cautions and notes must be observed, the customer should not assume that all safety measures are indicated or that other measures may not be required.

## Prototype Sample Disclaimer

*The Customer acknowledges the following limitations of the prototype samples:*



- (1) Prototype samples are manufactured from preliminary designs and manufacturing processes, may not represent final designs, have not been released for commercial use and are not subject to the same quality control procedures applicable to released products;*
- (2) Prototype samples are not qualified parts and are provided as-is by KEMET Electronics Corporation, which specifically disclaims any and all warranties and guarantees, explicit or implied, including without limitation the warranties of merchantability and fitness for a particular purpose or use;*
- (3) Prototype samples are not intended for commercial use, are provided for engineering evaluation only and are not recommended for use in the Customer's production line; and*
- (4) The Customer assumes the risk of any and all uses that the Customer makes of the prototype samples.*

## Prototype Copyright Notice

COPYRIGHT KEMET ELECTRONICS CORPORATION 2013, all rights reserved

## Looking for pricing, stock, or lifecycle information?

Click below to explore more details on WIN SOURCE:

-  [View S301RP128R2R7W on WIN SOURCE](#)
-  [Kemet Information](#)

## Optimize Your Supply Chain with WIN SOURCE Solutions

-  Global Sourcing Solution
-  Obsolete Management
-  Cost Control Management
-  Shortage Management
-  Alternative Solution
-  Excess Inventory Management