




**THE DATASHEET OF  
T55B227M6R3C0025**





# vPolyTan™ Polymer Surface-Mount Chip Capacitors, Molded Case, High Performance Type



## FEATURES

- Ultra low ESR
- 100 % surge current tested
- Accelerated voltage conditioning
- High ripple current capability
- Stable capacitance over operating temperature, voltage, and frequency range
- No wear out effect
- Molded case available in 9 case codes
- Terminations:  
cases C, J, P: 100 % tin  
case A, T, B, Z, V, D: Ni / Pd / Au
- Compatible with “high volume” automatic pick and place equipment
- Moisture sensitivity level 3
- Material categorization: for definitions of compliance please see [www.vishay.com/doc?99912](http://www.vishay.com/doc?99912)



**RoHS**  
COMPLIANT  
HALOGEN  
**FREE**  
**GREEN**  
(5-2008)

## LINKS TO ADDITIONAL RESOURCES



## PERFORMANCE / ELECTRICAL CHARACTERISTICS

**Operating Temperature:** -55 °C to +105 °C / +125 °C  
**Capacitance Range:** 3.3 µF to 1000 µF  
**Capacitance Tolerance:** ± 20 %  
**Voltage Rating:** 2.5 V<sub>DC</sub> to 63 V<sub>DC</sub>

## APPLICATIONS

- Decoupling, smoothing, filtering
- Bulk energy storage in wireless cards
- Infrastructure equipment
- Storage and networking
- Computer motherboards
- Smartphones and tablets

| ORDERING INFORMATION |                                  |  |                       |  |  |                           |
|----------------------|----------------------------------|--|-----------------------|--|--|---------------------------|
| T55                  | A                                | 156  | M                     | 6R3  | C  | 0500                      |
| TYPE                 | CASE CODE                        | CAPACITANCE  | CAPACITANCE TOLERANCE | DC VOLTAGE RATING  | TERMINATION / PACKAGING                        | ESR                       |
|                      | See Ratings and Case Codes table | This is expressed in picofarads. The first two digits are the significant figures. The third is the number of zeros to follow. | M = ± 20 %            | 2R5 = 2.5 V<br>004 = 4 V<br>6R3 = 6.3 V<br>007 = 7 V<br>010 = 10 V<br>12R = 12.5 V<br>016 = 16 V<br>020 = 20 V<br>025 = 25 V<br>035 = 35 V<br>050 = 50 V<br>063 = 63 V | C = lead (Pb)-free solderable coating, 7" reel | Maximum 100 kHz ESR in mΩ |

**DIMENSIONS** in inches [millimeters]



| CASE CODE | EIA SIZE | L                            | W                             | H                            | l                             | a                            |
|-----------|----------|------------------------------|-------------------------------|------------------------------|-------------------------------|------------------------------|
| J         | 1608-09  | 0.063 ± 0.004<br>[1.6 ± 0.1] | 0.031 ± 0.004<br>[0.8 ± 0.1]  | 0.031 ± 0.004<br>[0.8 ± 0.1] | 0.012 ± 0.006<br>[0.3 ± 0.15] | 0.024 ± 0.004<br>[0.6 ± 0.1] |
| P         | 2012-12  | 0.080 ± 0.008<br>[2.0 ± 0.2] | 0.049 ± 0.008<br>[1.25 ± 0.2] | 0.047 max.<br>[1.2 max.]     | 0.020 ± 0.008<br>[0.5 ± 0.2]  | 0.035 ± 0.004<br>[0.9 ± 0.1] |
| A         | 3216-18  | 0.126 ± 0.008<br>[3.2 ± 0.2] | 0.063 ± 0.008<br>[1.6 ± 0.2]  | 0.063 ± 0.008<br>[1.6 ± 0.2] | 0.028 ± 0.012<br>[0.7 ± 0.3]  | 0.047 ± 0.008<br>[1.2 ± 0.2] |
| T         | 3528-12  | 0.138 ± 0.008<br>[3.5 ± 0.2] | 0.110 ± 0.008<br>[2.8 ± 0.2]  | 0.047 max.<br>[1.2 max.]     | 0.030 ± 0.012<br>[0.8 ± 0.3]  | 0.087 ± 0.008<br>[2.2 ± 0.2] |
| B         | 3528-20  | 0.138 ± 0.008<br>[3.5 ± 0.2] | 0.110 ± 0.008<br>[2.8 ± 0.2]  | 0.075 ± 0.004<br>[1.9 ± 0.1] | 0.030 ± 0.012<br>[0.8 ± 0.3]  | 0.087 ± 0.008<br>[2.2 ± 0.2] |
| C         | 6032-28  | 0.228 ± 0.008<br>[5.8 ± 0.2] | 0.126 ± 0.008<br>[3.2 ± 0.2]  | 0.100 ± 0.008<br>[2.5 ± 0.2] | 0.051 ± 0.012<br>[1.3 ± 0.3]  | 0.087 ± 0.008<br>[2.2 ± 0.2] |
| Z         | 7343-19  | 0.287 ± 0.008<br>[7.3 ± 0.2] | 0.169 ± 0.012<br>[4.3 ± 0.3]  | 0.071 ± 0.004<br>[1.8 ± 0.1] | 0.051 ± 0.012<br>[1.3 ± 0.3]  | 0.094 ± 0.008<br>[2.4 ± 0.2] |
| V         | 7343-20  | 0.287 ± 0.008<br>[7.3 ± 0.2] | 0.169 ± 0.012<br>[4.3 ± 0.3]  | 0.075 ± 0.004<br>[1.9 ± 0.1] | 0.051 ± 0.012<br>[1.3 ± 0.3]  | 0.094 ± 0.008<br>[2.4 ± 0.2] |
| D         | 7343-31  | 0.287 ± 0.008<br>[7.3 ± 0.2] | 0.169 ± 0.012<br>[4.3 ± 0.3]  | 0.110 ± 0.012<br>[2.8 ± 0.3] | 0.051 ± 0.012<br>[1.3 ± 0.3]  | 0.094 ± 0.008<br>[2.4 ± 0.2] |



| RATINGS AND CASE CODES |         |         |                 |       |       |        |       |      |       |       |      |      |
|------------------------|---------|---------|-----------------|-------|-------|--------|-------|------|-------|-------|------|------|
| μF                     | 2.5 V   | 4.0 V   | 6.3 V           | 7.0 V | 10 V  | 12.5 V | 16 V  | 20 V | 25 V  | 35 V  | 50 V | 63 V |
| 1.0                    |         |         |                 |       |       |        |       |      |       |       |      | B    |
| 2.2                    |         |         |                 |       |       |        |       |      |       | B     | B    |      |
| 3.3                    |         |         | J/P             |       | J/P   |        |       |      |       |       |      |      |
| 4.7                    |         |         | J/P/A           |       | P/A   |        |       |      |       | B     |      | C/D  |
| 6.8                    |         |         | P/A             |       | A     |        | B     |      | B     | B     |      |      |
| 10                     |         | J/P/A   | P/A             |       | P/A   |        | B     |      | B     | B/D   | D    | D    |
| 15                     |         | P/A     | A               |       | A     | T      | B     | B/V  | B/V   | V     | D    |      |
| 22                     | A       | A/B     | A/T/B           |       | A/T/B |        | B     | V    | V     | Z/V/D |      |      |
| 33                     | A       | A/B     | A/T/B           |       | A/T/B |        | B/V/D | V    | Z/V/D | D     |      |      |
| 47                     | A       | A/T/B   | A/T/B           |       | B     |        | Z/V/D | Z/V  | D     | D     |      |      |
| 68                     | A/B     | A/T/B   | T/B             |       | V     |        | V     |      | D     |       |      |      |
| 100                    | A/T/B   | A/T/B   | A/T/B/<br>Z/V/D | A     | Z/V/D |        | Z/V/D | D    | D     |       |      |      |
| 150                    | B       | B/Z/V   | B/Z/V/D         |       | Z/V/D |        | D     |      |       |       |      |      |
| 220                    | B/V     | B/Z/V/D | B/Z/V/D         |       | Z/V/D |        |       |      |       |       |      |      |
| 330                    | B/Z/V/D | Z/V/D   | V/D             |       | D     |        |       |      |       |       |      |      |
| 470                    | B/Z/V/D | Z/D     | V/D             | D     |       |        |       |      |       |       |      |      |
| 680                    | D       | D       | D               |       |       |        |       |      |       |       |      |      |
| 1000                   | D       |         |                 |       |       |        |       |      |       |       |      |      |

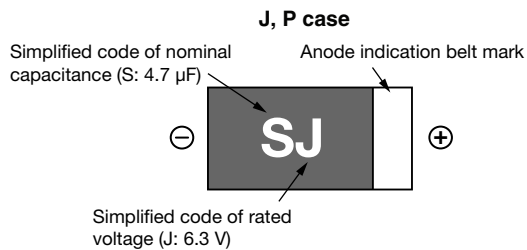
**MARKING**



| VOLTAGE CODE |      | CAPACITANCE CODE |      |
|--------------|------|------------------|------|
| V            | CODE | CAP, μF          | CODE |
| 2.5          | e    | 1.0              | A6   |
| 4            | G    | 1.5              | E6   |
| 6.3 (7)      | J    | 2.2              | J6   |
| 10           | A    | 3.3              | N6   |
| 12.5         | B    | 4.7              | S6   |
| 16           | C    | 6.8              | W6   |
| 20           | D    | 10               | A7   |
| 25           | E    | 15               | E7   |
| 35           | V    | 22               | J7   |
| 50           | H    | 33               | N7   |
| 63           | J    | 47               | S7   |
|              |      | 68               | W7   |
|              |      | 100              | A8   |
|              |      | 150              | E8   |
|              |      | 220              | J8   |
|              |      | 330              | N8   |
|              |      | 470              | S8   |
|              |      | 680              | W8   |
|              |      | 1000             | A9   |



**MARKING**



| RATED VOLTAGE | CAPACITANCE | MARKING |
|---------------|-------------|---------|
| 4             | 10          | AG      |
| 4             | 15          | EG      |
| 6.3           | 3.3         | NJ      |
| 6.3           | 4.7         | SJ      |
| 6.3           | 6.8         | WJ      |
| 6.3           | 10          | AJ      |
| 10            | 3.3         | NA      |
| 10            | 4.7         | SA      |
| 10            | 10          | AA      |

**DATE CODE**

| YEAR | MONTH |   |   |   |   |   |   |   |   |    |    |    |
|------|-------|---|---|---|---|---|---|---|---|----|----|----|
|      | 1     | 2 | 3 | 4 | 5 | 6 | 7 | 8 | 9 | 10 | 11 | 12 |
| 2021 | A     | B | C | D | E | F | G | H | J | K  | L  | M  |
| 2022 | N     | P | Q | R | S | T | U | V | W | X  | Y  | Z  |
| 2023 | a     | b | c | d | e | f | g | h | j | k  | l  | m  |
| 2024 | n     | p | q | r | s | t | u | v | w | x  | y  | z  |
| 2025 | A     | B | C | D | E | F | G | H | J | K  | L  | M  |
| 2026 | N     | P | Q | R | S | T | U | V | W | X  | Y  | Z  |

**Note**

- Marking code repeats every four years in alphabetical order (letter of I, i, O, and o are excluded)



| STANDARD RATINGS   |              |                  |                                    |                                      |  |  |  |  |
|--|--------------|------------------|------------------------------------|--------------------------------------|--|--|--|--|
| CAPACITANCE<br>( $\mu$ F)                                      | CASE<br>CODE | PART NUMBER      | MAX. DCL<br>AT 25 °C<br>( $\mu$ A) | MAX. DF<br>AT 25 °C<br>120 Hz<br>(%) | MAX. ESR<br>AT + 25 °C<br>100 kHz<br>(m $\Omega$ ) | MAX. RIPPLE<br>AT 45 °C<br>100 kHz I <sub>RMS</sub><br>(A) | HIGH<br>TEMPERATURE<br>LOAD, TIME<br>(h) | MAX.<br>OPERATING<br>TEMPERATURE<br>(°C) |
| 2.5 V <sub>DC</sub> AT +105 °C, 1.7 V <sub>DC</sub> AT +125 °C |              |                  |                                    |                                      |  |  |  |  |
| 22   | A            | T55A226M2R5C0200 | 5.5                                | 10                                   | 200  | 0.75   | 1000                                     | 105                                      |
| 22   | A            | T55A226M2R5C0180 | 5.5                                | 10                                   | 180  | 0.79   | 1000                                     | 105                                      |
| 33   | A            | T55A336M2R5C0200 | 8.2                                | 10                                   | 200  | 0.75   | 1000                                     | 105                                      |
| 33   | A            | T55A336M2R5C0180 | 8.2                                | 10                                   | 180  | 0.79   | 1000                                     | 105                                      |
| 47   | A            | T55A476M2R5C0200 | 11.7                               | 10                                   | 200  | 0.75   | 1000                                     | 105                                      |
| 47   | A            | T55A476M2R5C0180 | 11.7                               | 10                                   | 180  | 0.79   | 1000                                     | 105                                      |
| 68   | A            | T55A686M2R5C0250 | 17.0                               | 10                                   | 250  | 0.67   | 1000                                     | 105                                      |
| 68   | A            | T55A686M2R5C0200 | 17.0                               | 10                                   | 200  | 0.75   | 1000                                     | 105                                      |
| 68   | B            | T55B686M2R5C0070 | 17.0                               | 8                                    | 70   | 1.36   | 2000                                     | 125                                      |
| 100  | A            | T55A107M2R5C0200 | 25.0                               | 10                                   | 200  | 0.75   | 1000                                     | 105                                      |
| 100  | A            | T55A107M2R5C0100 | 25.0                               | 10                                   | 100  | 1.07   | 1000                                     | 105                                      |
| 100  | T            | T55T107M2R5C0070 | 25.0                               | 10                                   | 70   | 1.22   | 1000                                     | 105                                      |
| 100  | B            | T55B107M2R5C0070 | 25.0                               | 8                                    | 70   | 1.36   | 2000                                     | 125                                      |
| 100  | B            | T55B107M2R5C0055 | 25.0                               | 8                                    | 55   | 1.53   | 2000                                     | 125                                      |
| 150  | B            | T55B157M2R5C0070 | 37.5                               | 8                                    | 70   | 1.36   | 2000                                     | 105                                      |
| 150  | B            | T55B157M2R5C0055 | 37.5                               | 8                                    | 55   | 1.53   | 2000                                     | 105                                      |
| 220  | B            | T55B227M2R5C0070 | 55.0                               | 8                                    | 70   | 1.36   | 2000                                     | 105                                      |
| 220  | B            | T55B227M2R5C0055 | 55.0                               | 8                                    | 55   | 1.53   | 2000                                     | 105                                      |
| 220  | B            | T55B227M2R5C0045 | 55.0                               | 8                                    | 45   | 1.69   | 2000                                     | 105                                      |
| 220  | B            | T55B227M2R5C0035 | 55.0                               | 8                                    | 35   | 1.93   | 2000                                     | 105                                      |
| 220  | B            | T55B227M2R5C0030 | 55.0                               | 8                                    | 30   | 2.08   | 2000                                     | 105                                      |
| 220  | B            | T55B227M2R5C0025 | 55.0                               | 8                                    | 25   | 2.28   | 2000                                     | 105                                      |
| 220  | V            | T55V227M2R5C0025 | 55.0                               | 10                                   | 25   | 2.73   | 2000                                     | 125                                      |
| 220  | V            | T55V227M2R5C0018 | 55.0                               | 10                                   | 18   | 3.22   | 2000                                     | 125                                      |
| 220  | V            | T55V227M2R5C0015 | 55.0                               | 10                                   | 15   | 3.53   | 2000                                     | 125                                      |
| 330  | B            | T55B337M2R5C0070 | 82.5                               | 8                                    | 70   | 1.36   | 2000                                     | 105                                      |
| 330  | B            | T55B337M2R5C0045 | 82.5                               | 8                                    | 45   | 1.70   | 2000                                     | 105                                      |
| 330  | B            | T55B337M2R5C0035 | 82.5                               | 8                                    | 35   | 1.93   | 2000                                     | 105                                      |
| 330  | B            | T55B337M2R5C0025 | 82.5                               | 8                                    | 25   | 2.28   | 2000                                     | 105                                      |
| 330  | Z            | T55Z337M2R5C0025 | 82.5                               | 10                                   | 25   | 2.73   | 2000                                     | 105                                      |
| 330  | Z            | T55Z337M2R5C0018 | 82.5                               | 10                                   | 18   | 3.22   | 2000                                     | 105                                      |
| 330  | V            | T55V337M2R5C0040 | 82.5                               | 10                                   | 40   | 2.16   | 2000                                     | 125                                      |
| 330  | V            | T55V337M2R5C0025 | 82.5                               | 10                                   | 25   | 2.73   | 2000                                     | 125                                      |
| 330  | V            | T55V337M2R5C0018 | 82.5                               | 10                                   | 18   | 3.22   | 2000                                     | 125                                      |
| 330  | V            | T55V337M2R5C0015 | 82.5                               | 10                                   | 15   | 3.53   | 2000                                     | 125                                      |
| 330  | D            | T55D337M2R5C0009 | 82.5                               | 10                                   | 9  | 5.00   | 2000                                     | 125                                      |
| 330  | D            | T55D337M2R5C0008 | 82.5                               | 10                                   | 8  | 5.30   | 2000                                     | 125                                      |
| 330  | D            | T55D337M2R5C0007 | 82.5                               | 10                                   | 7  | 5.66   | 2000                                     | 125                                      |
| 470  | B            | T55B477M2R5C0025 | 117.5                              | 8                                    | 25   | 2.28   | 2000                                     | 105                                      |
| 470  | Z            | T55Z477M2R5C0025 | 117.5                              | 10                                   | 25   | 2.73   | 2000                                     | 105                                      |
| 470  | V            | T55V477M2R5C0025 | 117.5                              | 10                                   | 25   | 2.73   | 2000                                     | 105                                      |
| 470  | V            | T55V477M2R5C0012 | 117.5                              | 10                                   | 12   | 3.94   | 2000                                     | 105                                      |
| 470  | D            | T55D477M2R5C0050 | 117.5                              | 10                                   | 50   | 2.12   | 2000                                     | 125                                      |
| 470  | D            | T55D477M2R5C0040 | 117.5                              | 10                                   | 40   | 2.37   | 2000                                     | 125                                      |
| 470  | D            | T55D477M2R5C0025 | 117.5                              | 10                                   | 25   | 3.00   | 2000                                     | 125                                      |
| 470  | D            | T55D477M2R5C0015 | 117.5                              | 10                                   | 15   | 3.87   | 2000                                     | 125                                      |
| 470  | D            | T55D477M2R5C0012 | 117.5                              | 10                                   | 12   | 4.33   | 2000                                     | 125                                      |
| 470  | D            | T55D477M2R5C0009 | 117.5                              | 10                                   | 9  | 5.00   | 2000                                     | 125                                      |
| 470  | D            | T55D477M2R5C0008 | 117.5                              | 10                                   | 8  | 5.30   | 2000                                     | 125                                      |
| 470  | D            | T55D477M2R5C0007 | 117.5                              | 10                                   | 7  | 5.66   | 2000                                     | 125                                      |
| 680  | D            | T55D687M2R5C0009 | 170.0                              | 10                                   | 9  | 5.00   | 2000                                     | 125                                      |
| 680  | D            | T55D687M2R5C0008 | 170.0                              | 10                                   | 8  | 5.30   | 2000                                     | 125                                      |
| 680  | D            | T55D687M2R5C0007 | 170.0                              | 10                                   | 7  | 5.66   | 2000                                     | 125                                      |
| 1000   | D            | T55D108M2R5C0009 | 250.0                              | 10                                   | 9  | 5.00   | 2000                                     | 105                                      |
| 1000   | D            | T55D108M2R5C0008 | 250.0                              | 10                                   | 8  | 5.30   | 2000                                     | 105                                      |
| 1000   | D            | T55D108M2R5C0007 | 250.0                              | 10                                   | 7  | 5.67   | 2000                                     | 105                                      |
| 1000   | D            | T55D108M2R5C0006 | 250.0                              | 10                                   | 6  | 6.12   | 1000                                     | 105                                      |

## Notes

- Termination code "C": cases C, J, P: 100 % tin, case A, T, B, Z, V, D: Ni / Pd / Au
- (1) High temperature load time is 2000h at +105 °C



| STANDARD RATINGS   |              |                  |                                    |                                      |  |  |  |  |
|--|--------------|------------------|------------------------------------|--------------------------------------|--|--|--|--|
| CAPACITANCE<br>( $\mu$ F)                                    | CASE<br>CODE | PART NUMBER      | MAX. DCL<br>AT 25 °C<br>( $\mu$ A) | MAX. DF<br>AT 25 °C<br>120 Hz<br>(%) | MAX. ESR<br>AT + 25 °C<br>100 kHz<br>(m $\Omega$ ) | MAX. RIPPLE<br>AT 45 °C<br>100 kHz I <sub>RMS</sub><br>(A) | HIGH<br>TEMPERATURE<br>LOAD, TIME<br>(h) | MAX.<br>OPERATING<br>TEMPERATURE<br>(°C) |
| 4 V <sub>DC</sub> AT +105 °C, 2.7 V <sub>DC</sub> AT +125 °C |              |                  |                                    |                                      |  |  |  |  |
| 10   | J            | T55J106M004C0500 | 10.0                               | 10                                   | 500  | 0.32   | 1000                                     | 105                                      |
| 10   | P            | T55P106M004C0500 | 5.0                                | 10                                   | 500  | 0.36   | 1000                                     | 105                                      |
| 10   | P            | T55P106M004C0300 | 5.0                                | 10                                   | 300  | 0.46   | 1000                                     | 105                                      |
| 10   | P            | T55P106M004C0200 | 5.0                                | 10                                   | 200  | 0.56   | 1000                                     | 105                                      |
| 10   | A            | T55A106M004C0500 | 4.0                                | 10                                   | 500  | 0.48   | 1000                                     | 105                                      |
| 10   | A            | T55A106M004C0200 | 4.0                                | 10                                   | 200  | 0.76   | 1000                                     | 105                                      |
| 15   | P            | T55P156M004C0500 | 10.0                               | 10                                   | 500  | 0.36   | 1000                                     | 105                                      |
| 15   | P            | T55P156M004C0200 | 10.0                               | 10                                   | 200  | 0.56   | 1000                                     | 105                                      |
| 15   | A            | T55A156M004C0500 | 6.0                                | 10                                   | 500  | 0.48   | 1000                                     | 105                                      |
| 15   | A            | T55A156M004C0300 | 6.0                                | 10                                   | 300  | 0.61   | 1000                                     | 105                                      |
| 15   | A            | T55A156M004C0200 | 6.0                                | 10                                   | 200  | 0.76   | 1000                                     | 105                                      |
| 22   | A            | T55A226M004C0500 | 8.8                                | 10                                   | 500  | 0.48   | 1000                                     | 105                                      |
| 22   | A            | T55A226M004C0300 | 8.8                                | 10                                   | 300  | 0.61   | 1000                                     | 105                                      |
| 22   | A            | T55A226M004C0200 | 8.8                                | 10                                   | 200  | 0.76   | 1000                                     | 105                                      |
| 22   | B            | T55B226M004C0200 | 8.8                                | 8                                    | 200  | 0.81   | 2000                                     | 125                                      |
| 22   | B            | T55B226M004C0150 | 8.8                                | 8                                    | 150  | 0.93   | 2000                                     | 125                                      |
| 33   | A            | T55A336M004C0500 | 13.2                               | 10                                   | 500  | 0.48   | 1000                                     | 105                                      |
| 33   | A            | T55A336M004C0300 | 13.2                               | 10                                   | 300  | 0.61   | 1000                                     | 105                                      |
| 33   | A            | T55A336M004C0200 | 13.2                               | 10                                   | 200  | 0.76   | 1000                                     | 105                                      |
| 33   | B            | T55B336M004C0200 | 13.2                               | 8                                    | 200  | 0.81   | 2000                                     | 125                                      |
| 47   | A            | T55A476M004C0500 | 18.8                               | 10                                   | 500  | 0.48   | 1000                                     | 105                                      |
| 47   | A            | T55A476M004C0200 | 18.8                               | 10                                   | 200  | 0.76   | 1000                                     | 105                                      |
| 47   | A            | T55A476M004C0180 | 18.8                               | 10                                   | 180  | 0.79   | 1000                                     | 105                                      |
| 47   | T            | T55T476M004C0200 | 18.8                               | 10                                   | 200  | 0.72   | 1000                                     | 105                                      |
| 47   | T            | T55T476M004C0080 | 18.8                               | 10                                   | 80   | 1.15   | 1000                                     | 105                                      |
| 47   | T            | T55T476M004C0070 | 18.8                               | 10                                   | 70   | 1.22   | 1000                                     | 105                                      |
| 47   | B            | T55B476M004C0150 | 18.8                               | 8                                    | 150  | 0.93   | 2000                                     | 125                                      |
| 47   | B            | T55B476M004C0070 | 18.8                               | 8                                    | 70   | 1.36   | 2000                                     | 125                                      |
| 68   | A            | T55A686M004C0500 | 27.2                               | 10                                   | 500  | 0.48   | 1000                                     | 105                                      |
| 68   | A            | T55A686M004C0250 | 27.2                               | 10                                   | 250  | 0.67   | 1000                                     | 105                                      |
| 68   | A            | T55A686M004C0200 | 27.2                               | 10                                   | 200  | 0.76   | 1000                                     | 105                                      |
| 68   | T            | T55T686M004C0200 | 27.2                               | 10                                   | 200  | 0.72   | 1000                                     | 105                                      |
| 68   | T            | T55T686M004C0180 | 27.2                               | 10                                   | 180  | 0.76   | 1000                                     | 105                                      |
| 68   | T            | T55T686M004C0080 | 27.2                               | 10                                   | 80   | 1.15   | 1000                                     | 105                                      |
| 68   | T            | T55T686M004C0070 | 27.2                               | 10                                   | 70   | 1.22   | 1000                                     | 105                                      |
| 68   | B            | T55B686M004C0150 | 27.2                               | 8                                    | 150  | 0.93   | 2000                                     | 125                                      |
| 68   | B            | T55B686M004C0070 | 27.2                               | 8                                    | 70   | 1.36   | 2000                                     | 125                                      |
| 100  | A            | T55A107M004C0200 | 40.0                               | 10                                   | 200  | 0.75   | 1000                                     | 105                                      |
| 100  | A            | T55A107M004C0100 | 40.0                               | 10                                   | 100  | 1.07   | 1000                                     | 105                                      |
| 100  | T            | T55T107M004C0150 | 40.0                               | 10                                   | 150  | 0.84   | 1000                                     | 105                                      |
| 100  | T            | T55T107M004C0070 | 40.0                               | 10                                   | 70   | 1.22   | 1000                                     | 105                                      |
| 100  | B            | T55B107M004C0070 | 40.0                               | 8                                    | 70   | 1.36   | 2000                                     | 125                                      |
| 100  | B            | T55B107M004C0055 | 40.0                               | 8                                    | 55   | 1.53   | 2000                                     | 125                                      |
| 100  | B            | T55B107M004C0045 | 40.0                               | 8                                    | 45   | 1.70   | 2000                                     | 125                                      |
| 100  | B            | T55B107M004C0040 | 40.0                               | 8                                    | 40   | 1.80   | 2000                                     | 125                                      |
| 100  | B            | T55B107M004C0035 | 40.0                               | 8                                    | 35   | 1.92   | 2000                                     | 125                                      |
| 150  | B            | T55B157M004C0070 | 60.0                               | 8                                    | 70   | 1.36   | 2000                                     | 105                                      |
| 150  | B            | T55B157M004C0055 | 60.0                               | 8                                    | 55   | 1.53   | 2000                                     | 105                                      |
| 150  | B            | T55B157M004C0045 | 60.0                               | 8                                    | 45   | 1.69   | 2000                                     | 105                                      |
| 150  | B            | T55B157M004C0040 | 60.0                               | 8                                    | 40   | 1.80   | 2000                                     | 105                                      |
| 150  | B            | T55B157M004C0035 | 60.0                               | 8                                    | 35   | 1.93   | 2000                                     | 105                                      |
| 150  | Z            | T55Z157M004C0025 | 60.0                               | 10                                   | 25   | 2.73   | 2000                                     | 105                                      |
| 150  | V            | T55V157M004C0045 | 60.0                               | 10                                   | 45   | 2.03   | 2000                                     | 125                                      |
| 150  | V            | T55V157M004C0025 | 60.0                               | 10                                   | 25   | 2.73   | 2000                                     | 125                                      |
| 150  | V            | T55V157M004C0015 | 60.0                               | 10                                   | 15   | 3.53   | 2000                                     | 125                                      |

**Notes**

- Termination code "C": cases C, J, P: 100 % tin, case A, T, B, Z, V, D: Ni / Pd / Au
- (1) High temperature load time is 2000h at +105 °C



| STANDARD RATINGS   |              |                  |                                    |                                      |  |  |  |  |
|--|--------------|------------------|------------------------------------|--------------------------------------|--|--|--|--|
| CAPACITANCE<br>( $\mu$ F)                                    | CASE<br>CODE | PART NUMBER      | MAX. DCL<br>AT 25 °C<br>( $\mu$ A) | MAX. DF<br>AT 25 °C<br>120 Hz<br>(%) | MAX. ESR<br>AT + 25 °C<br>100 kHz<br>(m $\Omega$ ) | MAX. RIPPLE<br>AT 45 °C<br>100 kHz I <sub>RMS</sub><br>(A) | HIGH<br>TEMPERATURE<br>LOAD, TIME<br>(h) | MAX.<br>OPERATING<br>TEMPERATURE<br>(°C) |
| 4 V <sub>DC</sub> AT +105 °C, 2.7 V <sub>DC</sub> AT +125 °C |              |                  |                                    |                                      |  |  |  |  |
| 220  | B            | T55B227M004C0070 | 88.0                               | 8                                    | 70   | 1.36   | 2000                                     | 105                                      |
| 220  | B            | T55B227M004C0060 | 88.0                               | 8                                    | 60   | 1.47   | 2000                                     | 105                                      |
| 220  | B            | T55B227M004C0055 | 88.0                               | 8                                    | 55   | 1.53   | 2000                                     | 105                                      |
| 220  | B            | T55B227M004C0045 | 88.0                               | 8                                    | 45   | 1.70   | 2000                                     | 105                                      |
| 220  | B            | T55B227M004C0035 | 88.0                               | 8                                    | 35   | 1.93   | 2000                                     | 105                                      |
| 220  | Z            | T55Z227M004C0025 | 88.0                               | 10                                   | 25   | 2.73   | 2000                                     | 105                                      |
| 220  | Z            | T55Z227M004C0018 | 88.0                               | 10                                   | 18   | 3.22   | 2000                                     | 105                                      |
| 220  | V            | T55V227M004C0055 | 88.0                               | 10                                   | 55   | 1.84   | 2000                                     | 125                                      |
| 220  | V            | T55V227M004C0045 | 88.0                               | 10                                   | 45   | 2.03   | 2000                                     | 125                                      |
| 220  | V            | T55V227M004C0040 | 88.0                               | 10                                   | 40   | 2.16   | 2000                                     | 125                                      |
| 220  | V            | T55V227M004C0035 | 88.0                               | 10                                   | 35   | 2.31   | 2000                                     | 125                                      |
| 220  | V            | T55V227M004C0025 | 88.0                               | 10                                   | 25   | 2.73   | 2000                                     | 125                                      |
| 220  | V            | T55V227M004C0018 | 88.0                               | 10                                   | 18   | 3.22   | 2000                                     | 125                                      |
| 220  | V            | T55V227M004C0015 | 88.0                               | 10                                   | 15   | 3.53   | 2000                                     | 125                                      |
| 220  | D            | T55D227M004C0055 | 88.0                               | 10                                   | 55   | 2.02   | 2000                                     | 125                                      |
| 220  | D            | T55D227M004C0040 | 88.0                               | 10                                   | 40   | 2.37   | 2000                                     | 125                                      |
| 220  | D            | T55D227M004C0025 | 88.0                               | 10                                   | 25   | 3.00   | 2000                                     | 125                                      |
| 330  | Z            | T55Z337M004C0025 | 132.0                              | 10                                   | 25   | 2.73   | 2000                                     | 105                                      |
| 330  | Z            | T55Z337M004C0018 | 132.0                              | 10                                   | 18   | 3.22   | 2000                                     | 105                                      |
| 330  | V            | T55V337M004C0050 | 132.0                              | 10                                   | 50   | 1.93   | 2000                                     | 105                                      |
| 330  | V            | T55V337M004C0045 | 132.0                              | 10                                   | 45   | 2.03   | 2000                                     | 105                                      |
| 330  | V            | T55V337M004C0040 | 132.0                              | 10                                   | 40   | 2.16   | 2000                                     | 105                                      |
| 330  | V            | T55V337M004C0025 | 132.0                              | 10                                   | 25   | 2.73   | 2000                                     | 105                                      |
| 330  | V            | T55V337M004C0018 | 132.0                              | 10                                   | 18   | 3.22   | 2000                                     | 105                                      |
| 330  | V            | T55V337M004C0015 | 132.0                              | 10                                   | 15   | 3.53   | 2000                                     | 105                                      |
| 330  | D            | T55D337M004C0050 | 132.0                              | 10                                   | 50   | 2.12   | 2000                                     | 125                                      |
| 330  | D            | T55D337M004C0040 | 132.0                              | 10                                   | 40   | 2.37   | 2000                                     | 125                                      |
| 330  | D            | T55D337M004C0025 | 132.0                              | 10                                   | 25   | 3.00   | 2000                                     | 125                                      |
| 330  | D            | T55D337M004C0015 | 132.0                              | 10                                   | 15   | 3.87   | 2000                                     | 125                                      |
| 330  | D            | T55D337M004C0009 | 132.0                              | 10                                   | 9  | 5.00   | 2000                                     | 125                                      |
| 330  | D            | T55D337M004C0008 | 132.0                              | 10                                   | 8  | 5.30   | 2000                                     | 125                                      |
| 330  | D            | T55D337M004C0007 | 132.0                              | 10                                   | 7  | 5.66   | 2000                                     | 125                                      |
| 470  | Z            | T55Z477M004C0025 | 188.0                              | 10                                   | 25   | 2.74   | 2000                                     | 105                                      |
| 470  | Z            | T55Z477M004C0018 | 188.0                              | 10                                   | 18   | 3.22   | 2000                                     | 105                                      |
| 470  | D            | T55D477M004C0055 | 188.0                              | 10                                   | 55   | 2.02   | 2000                                     | 125                                      |
| 470  | D            | T55D477M004C0050 | 188.0                              | 10                                   | 50   | 2.12   | 2000                                     | 125                                      |
| 470  | D            | T55D477M004C0040 | 188.0                              | 10                                   | 40   | 2.37   | 2000                                     | 125                                      |
| 470  | D            | T55D477M004C0025 | 188.0                              | 10                                   | 25   | 3.00   | 2000                                     | 125                                      |
| 470  | D            | T55D477M004C0018 | 188.0                              | 10                                   | 18   | 3.53   | 2000                                     | 125                                      |
| 470  | D            | T55D477M004C0015 | 188.0                              | 10                                   | 15   | 3.87   | 2000                                     | 125                                      |
| 470  | D            | T55D477M004C0012 | 188.0                              | 10                                   | 12   | 4.33   | 2000                                     | 125                                      |
| 470  | D            | T55D477M004C0009 | 188.0                              | 10                                   | 9  | 5.00   | 2000                                     | 125                                      |
| 470  | D            | T55D477M004C0008 | 188.0                              | 10                                   | 8  | 5.30   | 2000                                     | 125                                      |
| 470  | D            | T55D477M004C0007 | 188.0                              | 10                                   | 7  | 5.66   | 2000                                     | 125                                      |
| 680  | D            | T55D687M004C0025 | 272.0                              | 10                                   | 25   | 3.00   | 2000                                     | 105                                      |
| 680  | D            | T55D687M004C0018 | 272.0                              | 10                                   | 18   | 3.53   | 2000                                     | 105                                      |
| 680  | D            | T55D687M004C0015 | 272.0                              | 10                                   | 15   | 3.87   | 2000                                     | 105                                      |
| 680  | D            | T55D687M004C0009 | 272.0                              | 10                                   | 9  | 5.00   | 2000                                     | 105                                      |
| 680  | D            | T55D687M004C0008 | 272.0                              | 10                                   | 8  | 5.30   | 2000                                     | 105                                      |
| 680  | D            | T55D687M004C0007 | 272.0                              | 10                                   | 7  | 5.66   | 2000                                     | 105                                      |
| 680  | D            | T55D687M004C0006 | 272.0                              | 10                                   | 6  | 6.12   | 1000                                     | 105                                      |

**Notes**

- Termination code "C": cases C, J, P: 100 % tin, case A, T, B, Z, V, D: Ni / Pd / Au
- (1) High temperature load time is 2000h at +105 °C



| STANDARD RATINGS   |              |                  |                                    |                                      |  |  |  |  |  |
|--|--------------|------------------|------------------------------------|--------------------------------------|--|--|--|--|--|
| CAPACITANCE<br>( $\mu$ F)                                      | CASE<br>CODE | PART NUMBER      | MAX. DCL<br>AT 25 °C<br>( $\mu$ A) | MAX. DF<br>AT 25 °C<br>120 Hz<br>(%) | MAX. ESR<br>AT + 25 °C<br>100 kHz<br>(m $\Omega$ ) | MAX. RIPPLE<br>AT 45 °C<br>100 kHz I <sub>RMS</sub><br>(A) | HIGH<br>TEMPERATURE<br>LOAD, TIME<br>(h) | MAX.<br>OPERATING<br>TEMPERATURE<br>(°C) |  |
| 6.3 V <sub>DC</sub> AT +105 °C, 4.2 V <sub>DC</sub> AT +125 °C |              |                  |                                    |                                      |  |  |  |  |  |
| 3.3  | J            | T55J335M6R3C0500 | 10.0                               | 10                                   | 500  | 0.32   | 1000                                     | 105                                      |  |
| 3.3  | P            | T55P335M6R3C0500 | 5.0                                | 10                                   | 500  | 0.36   | 1000                                     | 105                                      |  |
| 4.7  | J            | T55J475M6R3C0500 | 10.0                               | 10                                   | 500  | 0.32   | 1000                                     | 105                                      |  |
| 4.7  | P            | T55P475M6R3C0500 | 5.0                                | 10                                   | 500  | 0.36   | 1000                                     | 105                                      |  |
| 4.7  | A            | T55A475M6R3C0500 | 3.0                                | 10                                   | 500  | 0.48   | 1000                                     | 105                                      |  |
| 6.8  | P            | T55P685M6R3C0500 | 5.0                                | 10                                   | 500  | 0.36   | 1000                                     | 105                                      |  |
| 6.8  | A            | T55A685M6R3C0500 | 4.2                                | 10                                   | 500  | 0.48   | 1000                                     | 105                                      |  |
| 10   | P            | T55P106M6R3C0500 | 10.0                               | 10                                   | 500  | 0.36   | 1000                                     | 105                                      |  |
| 10   | P            | T55P106M6R3C0200 | 10.0                               | 10                                   | 200  | 0.56   | 1000                                     | 105                                      |  |
| 10   | A            | T55A106M6R3C0500 | 6.3                                | 10                                   | 500  | 0.48   | 1000                                     | 105                                      |  |
| 10   | A            | T55A106M6R3C0300 | 6.3                                | 10                                   | 300  | 0.61   | 1000                                     | 105                                      |  |
| 10   | A            | T55A106M6R3C0200 | 6.3                                | 10                                   | 200  | 0.76   | 1000                                     | 105                                      |  |
| 15   | A            | T55A156M6R3C0500 | 9.4                                | 10                                   | 500  | 0.48   | 1000                                     | 105                                      |  |
| 15   | A            | T55A156M6R3C0300 | 9.4                                | 10                                   | 300  | 0.61   | 1000                                     | 105                                      |  |
| 15   | A            | T55A156M6R3C0200 | 9.4                                | 10                                   | 200  | 0.76   | 1000                                     | 105                                      |  |
| 22   | A            | T55A226M6R3C0500 | 13.8                               | 10                                   | 500  | 0.48   | 1000                                     | 105                                      |  |
| 22   | A            | T55A226M6R3C0300 | 13.8                               | 10                                   | 300  | 0.61   | 1000                                     | 105                                      |  |
| 22   | A            | T55A226M6R3C0200 | 13.8                               | 10                                   | 200  | 0.76   | 2000                                     | 105                                      |  |
| 22   | T            | T55T226M6R3C0150 | 13.8                               | 10                                   | 150  | 0.84   | 1000                                     | 105                                      |  |
| 22   | T            | T55T226M6R3C0070 | 13.8                               | 10                                   | 70   | 1.22   | 1000                                     | 105                                      |  |
| 22   | B            | T55B226M6R3C0150 | 13.8                               | 8                                    | 150  | 0.93   | 2000                                     | 125                                      |  |
| 33   | A            | T55A336M6R3C0500 | 20.7                               | 10                                   | 500  | 0.48   | 1000                                     | 105                                      |  |
| 33   | A            | T55A336M6R3C0200 | 20.7                               | 10                                   | 200  | 0.76   | 1000                                     | 105                                      |  |
| 33   | A            | T55A336M6R3C0180 | 20.7                               | 10                                   | 180  | 0.79   | 1000                                     | 105                                      |  |
| 33   | T            | T55T336M6R3C0200 | 20.7                               | 10                                   | 200  | 0.72   | 1000                                     | 105                                      |  |
| 33   | T            | T55T336M6R3C0150 | 20.7                               | 10                                   | 150  | 0.84   | 1000                                     | 105                                      |  |
| 33   | T            | T55T336M6R3C0070 | 20.7                               | 10                                   | 70   | 1.22   | 1000                                     | 105                                      |  |
| 33   | B            | T55B336M6R3C0200 | 20.7                               | 8                                    | 200  | 0.81   | 2000                                     | 125                                      |  |
| 33   | B            | T55B336M6R3C0150 | 20.7                               | 8                                    | 150  | 0.93   | 2000                                     | 125                                      |  |
| 33   | B            | T55B336M6R3C0080 | 20.7                               | 8                                    | 80   | 1.27   | 2000                                     | 125                                      |  |
| 33   | B            | T55B336M6R3C0070 | 20.7                               | 8                                    | 70   | 1.36   | 2000                                     | 125                                      |  |
| 33   | B            | T55B336M6R3C0040 | 20.7                               | 8                                    | 40   | 1.80   | 2000                                     | 125                                      |  |
| 47   | A            | T55A476M6R3C0500 | 29.6                               | 10                                   | 500  | 0.48   | 1000                                     | 105                                      |  |
| 47   | A            | T55A476M6R3C0200 | 29.6                               | 10                                   | 200  | 0.76   | 1000                                     | 105                                      |  |
| 47   | A            | T55A476M6R3C0180 | 29.6                               | 10                                   | 180  | 0.79   | 1000                                     | 105                                      |  |
| 47   | A            | T55A476M6R3C0150 | 29.6                               | 10                                   | 150  | 0.88   | 1000                                     | 105                                      |  |
| 47   | A            | T55A476M6R3C0100 | 29.6                               | 10                                   | 100  | 1.07   | 1000                                     | 105                                      |  |
| 47   | A            | T55A476M6R3C0070 | 29.6                               | 10                                   | 70   | 1.28   | 1000                                     | 105                                      |  |
| 47   | T            | T55T476M6R3C0200 | 29.6                               | 10                                   | 200  | 0.72   | 1000                                     | 105                                      |  |
| 47   | T            | T55T476M6R3C0120 | 29.6                               | 10                                   | 120  | 0.93   | 1000                                     | 105                                      |  |
| 47   | T            | T55T476M6R3C0080 | 29.6                               | 10                                   | 80   | 1.15   | 1000                                     | 105                                      |  |
| 47   | T            | T55T476M6R3C0070 | 29.6                               | 10                                   | 70   | 1.22   | 1000                                     | 105                                      |  |
| 47   | T            | T55T476M6R3C0050 | 29.6                               | 10                                   | 50   | 1.44   | 1000                                     | 105                                      |  |
| 47   | B            | T55B476M6R3C0150 | 29.6                               | 8                                    | 150  | 0.93   | 2000                                     | 125                                      |  |
| 47   | B            | T55B476M6R3C0070 | 29.6                               | 8                                    | 70   | 1.36   | 2000                                     | 125                                      |  |
| 47   | B            | T55B476M6R3C0060 | 29.6                               | 8                                    | 60   | 1.47   | 2000                                     | 125                                      |  |
| 47   | B            | T55B476M6R3C0040 | 29.6                               | 8                                    | 40   | 1.80   | 2000                                     | 125                                      |  |
| 68   | T            | T55T686M6R3C0200 | 42.8                               | 10                                   | 200  | 0.72   | 1000                                     | 105                                      |  |
| 68   | T            | T55T686M6R3C0150 | 42.8                               | 10                                   | 150  | 0.83   | 1000                                     | 105                                      |  |
| 68   | T            | T55T686M6R3C0070 | 42.8                               | 10                                   | 70   | 1.22   | 1000                                     | 105                                      |  |
| 68   | B            | T55B686M6R3C0150 | 42.8                               | 8                                    | 150  | 0.93   | 2000                                     | 105                                      |  |
| 68   | B            | T55B686M6R3C0070 | 42.8                               | 8                                    | 70   | 1.36   | 2000                                     | 105                                      |  |
| 100  | A            | T55A107M6R3C0200 | 63.0                               | 10                                   | 200  | 0.76   | 1000                                     | 105                                      |  |
| 100  | A            | T55A107M6R3C0150 | 63.0                               | 10                                   | 150  | 0.88   | 1000                                     | 105                                      |  |
| 100  | A            | T55A107M6R3C0100 | 63.0                               | 10                                   | 100  | 1.07   | 1000                                     | 105                                      |  |
| 100  | A            | T55A107M6R3C0070 | 63.0                               | 10                                   | 70   | 1.28   | 1000                                     | 105                                      |  |
| 100  | A            | T55A107M6R3C0045 | 63.0                               | 10                                   | 45   | 1.59   | 1000                                     | 105                                      |  |

**Notes**

- Termination code "C": cases C, J, P: 100 % tin, case A, T, B, Z, V, D: Ni / Pd / Au
- (1) High temperature load time is 2000h at +105 °C



| STANDARD RATINGS   |              |                  |                                    |                                      |  |  |  |  |  |
|--|--------------|------------------|------------------------------------|--------------------------------------|--|--|--|--|--|
| CAPACITANCE<br>( $\mu$ F)                                      | CASE<br>CODE | PART NUMBER      | MAX. DCL<br>AT 25 °C<br>( $\mu$ A) | MAX. DF<br>AT 25 °C<br>120 Hz<br>(%) | MAX. ESR<br>AT + 25 °C<br>100 kHz<br>(m $\Omega$ ) | MAX. RIPPLE<br>AT 45 °C<br>100 kHz I <sub>RMS</sub><br>(A) | HIGH<br>TEMPERATURE<br>LOAD, TIME<br>(h) | MAX.<br>OPERATING<br>TEMPERATURE<br>(°C) |  |
| 6.3 V <sub>DC</sub> AT +105 °C, 4.2 V <sub>DC</sub> AT +125 °C |              |                  |                                    |                                      |  |  |  |  |  |
| 100  | T            | T55T107M6R3C0200 | 63.0                               | 10                                   | 200  | 0.72   | 1000                                     | 105                                      |  |
| 100  | T            | T55T107M6R3C0070 | 63.0                               | 10                                   | 70   | 1.22   | 2000                                     | 105                                      |  |
| 100  | B            | T55B107M6R3C0100 | 63.0                               | 8                                    | 100  | 1.14   | 2000                                     | 105                                      |  |
| 100  | B            | T55B107M6R3C0070 | 63.0                               | 8                                    | 70   | 1.36   | 2000                                     | 105                                      |  |
| 100  | B            | T55B107M6R3C0055 | 63.0                               | 8                                    | 55   | 1.53   | 2000                                     | 105                                      |  |
| 100  | B            | T55B107M6R3C0045 | 63.0                               | 8                                    | 45   | 1.70   | 2000                                     | 105                                      |  |
| 100  | B            | T55B107M6R3C0040 | 63.0                               | 8                                    | 40   | 1.80   | 2000                                     | 105                                      |  |
| 100  | B            | T55B107M6R3C0035 | 63.0                               | 8                                    | 35   | 1.93   | 2000                                     | 105                                      |  |
| 100  | Z            | T55Z107M6R3C0045 | 63.0                               | 10                                   | 45   | 2.03   | 2000                                     | 105                                      |  |
| 100  | V            | T55V107M6R3C0045 | 63.0                               | 10                                   | 45   | 2.03   | 2000                                     | 125                                      |  |
| 100  | D            | T55D107M6R3C0015 | 63.0                               | 10                                   | 15   | 3.87   | 2000                                     | 125                                      |  |
| 150  | B            | T55B157M6R3C0100 | 94.5                               | 8                                    | 100  | 1.14   | 2000                                     | 105                                      |  |
| 150  | B            | T55B157M6R3C0070 | 94.5                               | 8                                    | 70   | 1.36   | 2000                                     | 105                                      |  |
| 150  | B            | T55B157M6R3C0055 | 94.5                               | 8                                    | 55   | 1.53   | 2000                                     | 105                                      |  |
| 150  | B            | T55B157M6R3C0045 | 94.5                               | 8                                    | 45   | 1.70   | 2000                                     | 105                                      |  |
| 150  | B            | T55B157M6R3C0040 | 94.5                               | 8                                    | 40   | 1.80   | 2000                                     | 105                                      |  |
| 150  | B            | T55B157M6R3C0035 | 94.5                               | 8                                    | 35   | 1.93   | 2000                                     | 105                                      |  |
| 150  | B            | T55B157M6R3C0025 | 94.5                               | 8                                    | 25   | 2.28   | 2000                                     | 105                                      |  |
| 150  | Z            | T55Z157M6R3C0035 | 94.5                               | 10                                   | 35   | 2.31   | 2000                                     | 105                                      |  |
| 150  | Z            | T55Z157M6R3C0025 | 94.5                               | 10                                   | 25   | 2.73   | 2000                                     | 105                                      |  |
| 150  | Z            | T55Z157M6R3C0018 | 94.5                               | 10                                   | 18   | 3.22   | 2000                                     | 105                                      |  |
| 150  | V            | T55V157M6R3C0055 | 94.5                               | 10                                   | 55   | 1.84   | 2000                                     | 125                                      |  |
| 150  | V            | T55V157M6R3C0045 | 94.5                               | 10                                   | 45   | 2.03   | 2000                                     | 125                                      |  |
| 150  | V            | T55V157M6R3C0040 | 94.5                               | 10                                   | 40   | 2.16   | 2000                                     | 125                                      |  |
| 150  | V            | T55V157M6R3C0035 | 94.5                               | 10                                   | 35   | 2.31   | 2000                                     | 125                                      |  |
| 150  | V            | T55V157M6R3C0025 | 94.5                               | 10                                   | 25   | 2.73   | 2000                                     | 125                                      |  |
| 150  | V            | T55V157M6R3C0018 | 94.5                               | 10                                   | 18   | 3.22   | 2000                                     | 125                                      |  |
| 150  | D            | T55D157M6R3C0025 | 94.5                               | 10                                   | 25   | 3.00   | 2000                                     | 125                                      |  |
| 220  | B            | T55B227M6R3C0200 | 138.6                              | 8                                    | 200  | 0.80   | 2000                                     | 105                                      |  |
| 220  | B            | T55B227M6R3C0070 | 138.6                              | 8                                    | 70   | 1.36   | 2000                                     | 105                                      |  |
| 220  | B            | T55B227M6R3C0045 | 138.6                              | 8                                    | 45   | 1.69   | 2000                                     | 105                                      |  |
| 220  | B            | T55B227M6R3C0035 | 138.6                              | 8                                    | 35   | 1.93   | 2000                                     | 105                                      |  |
| 220  | B            | T55B227M6R3C0025 | 138.6                              | 8                                    | 25   | 2.28   | 2000                                     | 105                                      |  |
| 220  | Z            | T55Z227M6R3C0025 | 138.6                              | 10                                   | 25   | 2.73   | 2000                                     | 105                                      |  |
| 220  | Z            | T55Z227M6R3C0018 | 138.6                              | 10                                   | 18   | 3.22   | 2000                                     | 105                                      |  |
| 220  | V            | T55V227M6R3C0050 | 138.6                              | 10                                   | 50   | 1.93   | 2000                                     | 125                                      |  |
| 220  | V            | T55V227M6R3C0045 | 138.6                              | 10                                   | 45   | 2.03   | 2000                                     | 125                                      |  |
| 220  | V            | T55V227M6R3C0040 | 138.6                              | 10                                   | 40   | 2.16   | 2000                                     | 125                                      |  |
| 220  | V            | T55V227M6R3C0035 | 138.6                              | 10                                   | 35   | 2.31   | 2000                                     | 125                                      |  |
| 220  | V            | T55V227M6R3C0025 | 138.6                              | 10                                   | 25   | 2.73   | 2000                                     | 125                                      |  |
| 220  | V            | T55V227M6R3C0018 | 138.6                              | 10                                   | 18   | 3.22   | 2000                                     | 125                                      |  |
| 220  | V            | T55V227M6R3C0015 | 138.6                              | 10                                   | 15   | 3.53   | 2000                                     | 125                                      |  |
| 220  | D            | T55D227M6R3C0055 | 138.6                              | 10                                   | 55   | 2.02   | 2000                                     | 125                                      |  |
| 220  | D            | T55D227M6R3C0050 | 138.6                              | 10                                   | 50   | 2.12   | 2000                                     | 125                                      |  |
| 220  | D            | T55D227M6R3C0040 | 138.6                              | 10                                   | 40   | 2.37   | 2000                                     | 125                                      |  |
| 220  | D            | T55D227M6R3C0035 | 138.6                              | 10                                   | 35   | 2.53   | 2000                                     | 125                                      |  |
| 220  | D            | T55D227M6R3C0025 | 138.6                              | 10                                   | 25   | 3.00   | 2000                                     | 125                                      |  |
| 220  | D            | T55D227M6R3C0009 | 138.6                              | 10                                   | 9  | 5.00   | 2000                                     | 125                                      |  |
| 220  | D            | T55D227M6R3C0008 | 138.6                              | 10                                   | 8  | 5.30   | 2000                                     | 125                                      |  |
| 220  | D            | T55D227M6R3C0007 | 138.6                              | 10                                   | 7  | 5.66   | 2000                                     | 125                                      |  |
| 330  | V            | T55V337M6R3C0050 | 207.9                              | 10                                   | 50   | 1.93   | 2000                                     | 105                                      |  |
| 330  | V            | T55V337M6R3C0045 | 207.9                              | 10                                   | 45   | 2.03   | 2000                                     | 105                                      |  |
| 330  | V            | T55V337M6R3C0040 | 207.9                              | 10                                   | 40   | 2.16   | 2000                                     | 105                                      |  |
| 330  | V            | T55V337M6R3C0025 | 207.9                              | 10                                   | 25   | 2.73   | 2000                                     | 105                                      |  |
| 330  | V            | T55V337M6R3C0018 | 207.9                              | 10                                   | 18   | 3.22   | 2000                                     | 105                                      |  |
| 330  | V            | T55V337M6R3C0015 | 207.9                              | 10                                   | 15   | 3.53   | 2000                                     | 105                                      |  |

## Notes

- Termination code "C": cases C, J, P: 100 % tin, case A, T, B, Z, V, D: Ni / Pd / Au
- (1) High temperature load time is 2000h at +105 °C



| STANDARD RATINGS  |              |                  |                                    |                                      |  |  |  |  |
|---|--------------|------------------|------------------------------------|--------------------------------------|--|--|--|--|
| CAPACITANCE<br>( $\mu$ F)   | CASE<br>CODE | PART NUMBER      | MAX. DCL<br>AT 25 °C<br>( $\mu$ A) | MAX. DF<br>AT 25 °C<br>120 Hz<br>(%) | MAX. ESR<br>AT + 25 °C<br>100 kHz<br>(m $\Omega$ ) | MAX. RIPPLE<br>AT 45 °C<br>100 kHz I <sub>RMS</sub><br>(A) | HIGH<br>TEMPERATURE<br>LOAD, TIME<br>(h) | MAX.<br>OPERATING<br>TEMPERATURE<br>(°C) |
| <b>6.3 V<sub>DC</sub> AT +105 °C, 4.2 V<sub>DC</sub> AT +125 °C</b> |              |                  |                                    |                                      |  |  |  |  |
| 330   | D            | T55D337M6R3C0055 | 207.9                              | 10                                   | 55   | 2.02   | 2000                                     | 125                                      |
| 330   | D            | T55D337M6R3C0050 | 207.9                              | 10                                   | 50   | 2.12   | 2000                                     | 125                                      |
| 330   | D            | T55D337M6R3C0045 | 207.9                              | 10                                   | 45   | 2.23   | 2000                                     | 125                                      |
| 330   | D            | T55D337M6R3C0040 | 207.9                              | 10                                   | 40   | 2.37   | 2000                                     | 125                                      |
| 330   | D            | T55D337M6R3C0025 | 207.9                              | 10                                   | 25   | 3.00   | 2000                                     | 125                                      |
| 330   | D            | T55D337M6R3C0018 | 207.9                              | 10                                   | 18   | 3.53   | 2000                                     | 125                                      |
| 330   | D            | T55D337M6R3C0015 | 207.9                              | 10                                   | 15   | 3.87   | 2000                                     | 125                                      |
| 330   | D            | T55D337M6R3C0012 | 207.9                              | 10                                   | 12   | 4.33   | 2000                                     | 125                                      |
| 330   | D            | T55D337M6R3C0009 | 207.9                              | 10                                   | 9  | 5.00   | 2000                                     | 125                                      |
| 330   | D            | T55D337M6R3C0008 | 207.9                              | 10                                   | 8  | 5.30   | 2000                                     | 125                                      |
| 330   | D            | T55D337M6R3C0007 | 207.9                              | 10                                   | 7  | 5.66   | 2000                                     | 125                                      |
| 470   | V            | T55V477M6R3C0055 | 296.1                              | 10                                   | 55   | 1.84   | 2000                                     | 105                                      |
| 470   | V            | T55V477M6R3C0050 | 296.1                              | 10                                   | 50   | 1.93   | 2000                                     | 105                                      |
| 470   | D            | T55D477M6R3C0030 | 296.1                              | 10                                   | 30   | 2.73   | 2000                                     | 105                                      |
| 470   | D            | T55D477M6R3C0025 | 296.1                              | 10                                   | 25   | 3.00   | 2000                                     | 105                                      |
| 470   | D            | T55D477M6R3C0018 | 296.1                              | 10                                   | 18   | 3.53   | 2000                                     | 105                                      |
| 470   | D            | T55D477M6R3C0015 | 296.1                              | 10                                   | 15   | 3.87   | 2000                                     | 105                                      |
| 470   | D            | T55D477M6R3C0009 | 296.1                              | 10                                   | 9  | 5.00   | 2000                                     | 105                                      |
| 470   | D            | T55D477M6R3C0008 | 296.1                              | 10                                   | 8  | 5.30   | 2000                                     | 105                                      |
| 470   | D            | T55D477M6R3C0007 | 296.1                              | 10                                   | 7  | 5.66   | 2000                                     | 105                                      |
| 680   | D            | T55D687M6R3C0025 | 428.4                              | 10                                   | 25   | 3.00   | 2000                                     | 105                                      |
| <b>7 V<sub>DC</sub> AT +105 °C, 4.7 V<sub>DC</sub> AT +125 °C</b>   |              |                  |                                    |                                      |  |  |  |  |
| 100   | A            | T55A107M007C0070 | 70.0                               | 10                                   | 70   | 1.28   | 1000                                     | 105                                      |
| 470   | D            | T55D477M007C0025 | 329.0                              | 10                                   | 25   | 3.00   | 2000                                     | 105                                      |
| <b>10 V<sub>DC</sub> AT +105 °C, 6.7 V<sub>DC</sub> AT +125 °C</b>  |              |                  |                                    |                                      |  |  |  |  |
| 3.3   | J            | T55J335M010C0500 | 10.0                               | 10                                   | 500  | 0.32   | 1000                                     | 105                                      |
| 3.3   | P            | T55P335M010C0500 | 5.0                                | 10                                   | 500  | 0.36   | 1000                                     | 105                                      |
| 4.7   | P            | T55P475M010C0500 | 10.0                               | 10                                   | 500  | 0.36   | 1000                                     | 105                                      |
| 4.7   | P            | T55P475M010C0200 | 10.0                               | 10                                   | 200  | 0.56   | 1000                                     | 105                                      |
| 4.7   | A            | T55A475M010C0500 | 4.7                                | 10                                   | 500  | 0.48   | 1000                                     | 105                                      |
| 4.7   | A            | T55A475M010C0300 | 4.7                                | 10                                   | 300  | 0.61   | 1000                                     | 105                                      |
| 4.7   | A            | T55A475M010C0200 | 4.7                                | 10                                   | 200  | 0.76   | 1000                                     | 105                                      |
| 6.8   | A            | T55A685M010C0500 | 6.8                                | 10                                   | 500  | 0.48   | 1000                                     | 105                                      |
| 6.8   | A            | T55A685M010C0300 | 6.8                                | 10                                   | 300  | 0.61   | 1000                                     | 105                                      |
| 6.8   | A            | T55A685M010C0200 | 6.8                                | 10                                   | 200  | 0.76   | 1000                                     | 105                                      |
| 10  | P            | T55P106M010C0200 | 30.0                               | 10                                   | 200  | 0.56   | 2000                                     | 105                                      |
| 10  | A            | T55A106M010C0500 | 10.0                               | 10                                   | 500  | 0.48   | 1000                                     | 105                                      |
| 10  | A            | T55A106M010C0300 | 10.0                               | 10                                   | 300  | 0.61   | 1000                                     | 105                                      |
| 10  | A            | T55A106M010C0200 | 10.0                               | 10                                   | 200  | 0.76   | 1000                                     | 105                                      |
| 15  | A            | T55A156M010C0500 | 15.0                               | 10                                   | 500  | 0.48   | 1000                                     | 105                                      |
| 15  | A            | T55A156M010C0200 | 15.0                               | 10                                   | 200  | 0.76   | 1000                                     | 105                                      |
| 22  | A            | T55A226M010C0500 | 22.0                               | 10                                   | 500  | 0.48   | 1000                                     | 105                                      |
| 22  | A            | T55A226M010C0200 | 22.0                               | 10                                   | 200  | 0.76   | 1000                                     | 105                                      |
| 22  | A            | T55A226M010C0080 | 22.0                               | 10                                   | 80   | 1.19   | 1000                                     | 105                                      |
| 22  | T            | T55T226M010C0200 | 22.0                               | 10                                   | 200  | 0.72   | 1000                                     | 105                                      |
| 22  | T            | T55T226M010C0150 | 22.0                               | 10                                   | 150  | 0.84   | 1000                                     | 105                                      |
| 22  | T            | T55T226M010C0070 | 22.0                               | 10                                   | 70   | 1.22   | 1000                                     | 105                                      |
| 22  | B            | T55B226M010C0300 | 22.0                               | 8                                    | 300  | 0.66   | 1000                                     | 125                                      |
| 22  | B            | T55B226M010C0200 | 22.0                               | 8                                    | 200  | 0.81   | 1000                                     | 125                                      |
| 22  | B            | T55B226M010C0150 | 22.0                               | 8                                    | 150  | 0.93   | 1000                                     | 125                                      |
| 22  | B            | T55B226M010C0070 | 22.0                               | 8                                    | 70   | 1.36   | 1000                                     | 125                                      |
| 33  | A            | T55A336M010C0500 | 33.0                               | 10                                   | 500  | 0.48   | 1000                                     | 105                                      |
| 33  | A            | T55A336M010C0200 | 33.0                               | 10                                   | 200  | 0.76   | 1000                                     | 105                                      |
| 33  | A            | T55A336M010C0150 | 33.0                               | 10                                   | 150  | 0.88   | 1000                                     | 105                                      |
| 33  | A            | T55A336M010C0070 | 33.0                               | 10                                   | 70   | 1.28   | 1000                                     | 105                                      |

**Notes**

- Termination code "C": cases C, J, P: 100 % tin, case A, T, B, Z, V, D: Ni / Pd / Au
- (1) High temperature load time is 2000h at +105 °C



| STANDARD RATINGS   |              |                  |                                    |                                      |  |  |  |  |
|--|--------------|------------------|------------------------------------|--------------------------------------|--|--|--|--|
| CAPACITANCE<br>( $\mu$ F)  | CASE<br>CODE | PART NUMBER      | MAX. DCL<br>AT 25 °C<br>( $\mu$ A) | MAX. DF<br>AT 25 °C<br>120 Hz<br>(%) | MAX. ESR<br>AT + 25 °C<br>100 kHz<br>(m $\Omega$ ) | MAX. RIPPLE<br>AT 45 °C<br>100 kHz I <sub>RMS</sub><br>(A) | HIGH<br>TEMPERATURE<br>LOAD, TIME<br>(h) | MAX.<br>OPERATING<br>TEMPERATURE<br>(°C) |
| <b>10 V<sub>DC</sub> AT +105 °C, 6.7 V<sub>DC</sub> AT +125 °C</b>   |              |                  |                                    |                                      |  |  |  |  |
| 33   | T            | T55T336M010C0200 | 33.0                               | 10                                   | 200  | 0.72   | 1000                                     | 105                                      |
| 33   | T            | T55T336M010C0150 | 33.0                               | 10                                   | 150  | 0.84   | 1000                                     | 105                                      |
| 33   | T            | T55T336M010C0080 | 33.0                               | 10                                   | 80   | 1.14   | 1000                                     | 105                                      |
| 33   | T            | T55T336M010C0070 | 33.0                               | 10                                   | 70   | 1.22   | 1000                                     | 105                                      |
| 33   | T            | T55T336M010C0040 | 33.0                               | 8                                    | 40   | 1.62   | 2000                                     | 105                                      |
| 33   | B            | T55B336M010C0200 | 33.0                               | 8                                    | 200  | 0.81   | 1000                                     | 125                                      |
| 33   | B            | T55B336M010C0150 | 33.0                               | 8                                    | 150  | 0.93   | 1000                                     | 125                                      |
| 33   | B            | T55B336M010C0080 | 33.0                               | 8                                    | 80   | 1.27   | 1000                                     | 125                                      |
| 33   | B            | T55B336M010C0070 | 33.0                               | 8                                    | 70   | 1.36   | 1000                                     | 125                                      |
| 47   | B            | T55B476M010C0150 | 47.0                               | 8                                    | 150  | 0.93   | 1000                                     | 105                                      |
| 47   | B            | T55B476M010C0070 | 47.0                               | 8                                    | 70   | 1.36   | 1000                                     | 105                                      |
| 68   | V            | T55V686M010C0100 | 68.0                               | 10                                   | 100  | 1.36   | 2000                                     | 125                                      |
| 68   | V            | T55V686M010C0060 | 68.0                               | 10                                   | 60   | 1.76   | 2000                                     | 125                                      |
| 100  | Z            | T55Z107M010C0045 | 100.0                              | 10                                   | 45   | 2.03   | 2000                                     | 105                                      |
| 100  | Z            | T55Z107M010C0025 | 100.0                              | 10                                   | 25   | 2.73   | 2000                                     | 105                                      |
| 100  | V            | T55V107M010C0045 | 100.0                              | 10                                   | 45   | 2.03   | 2000                                     | 125                                      |
| 100  | D            | T55D107M010C0080 | 100.0                              | 10                                   | 80   | 1.67   | 2000                                     | 125                                      |
| 100  | D            | T55D107M010C0055 | 100.0                              | 10                                   | 55   | 2.02   | 2000                                     | 125                                      |
| 100  | D            | T55D107M010C0045 | 100.0                              | 10                                   | 45   | 2.23   | 2000                                     | 125                                      |
| 100  | D            | T55D107M010C0040 | 100.0                              | 10                                   | 40   | 2.37   | 2000                                     | 125                                      |
| 100  | D            | T55D107M010C0025 | 100.0                              | 10                                   | 25   | 3.00   | 2000                                     | 125                                      |
| 100  | D            | T55D107M010C0018 | 100.0                              | 10                                   | 18   | 3.53   | 2000                                     | 125                                      |
| 150  | Z            | T55Z157M010C0040 | 150.0                              | 10                                   | 40   | 2.16   | 2000                                     | 105                                      |
| 150  | Z            | T55Z157M010C0025 | 150.0                              | 10                                   | 25   | 2.73   | 2000                                     | 105                                      |
| 150  | V            | T55V157M010C0055 | 150.0                              | 10                                   | 55   | 1.84   | 2000                                     | 125                                      |
| 150  | V            | T55V157M010C0045 | 150.0                              | 10                                   | 45   | 2.03   | 2000                                     | 125                                      |
| 150  | V            | T55V157M010C0040 | 150.0                              | 10                                   | 40   | 2.16   | 2000                                     | 125                                      |
| 150  | V            | T55V157M010C0025 | 150.0                              | 10                                   | 25   | 2.73   | 2000                                     | 125                                      |
| 150  | V            | T55V157M010C0015 | 150.0                              | 10                                   | 15   | 3.53   | 2000                                     | 125                                      |
| 150  | D            | T55D157M010C0040 | 150.0                              | 10                                   | 40   | 2.37   | 2000                                     | 125                                      |
| 150  | D            | T55D157M010C0025 | 150.0                              | 10                                   | 25   | 3.00   | 2000                                     | 125                                      |
| 220  | Z            | T55Z227M010C0040 | 220.0                              | 10                                   | 40   | 2.16   | 2000                                     | 105                                      |
| 220  | Z            | T55Z227M010C0025 | 220.0                              | 10                                   | 25   | 2.73   | 2000                                     | 105                                      |
| 220  | V            | T55V227M010C0050 | 220.0                              | 10                                   | 50   | 1.93   | 2000                                     | 105                                      |
| 220  | V            | T55V227M010C0045 | 220.0                              | 10                                   | 45   | 2.03   | 2000                                     | 105                                      |
| 220  | V            | T55V227M010C0040 | 220.0                              | 10                                   | 40   | 2.16   | 2000                                     | 105                                      |
| 220  | V            | T55V227M010C0025 | 220.0                              | 10                                   | 25   | 2.73   | 2000                                     | 105                                      |
| 220  | V            | T55V227M010C0018 | 220.0                              | 10                                   | 18   | 3.22   | 2000                                     | 105                                      |
| 220  | D            | T55D227M010C0055 | 220.0                              | 10                                   | 55   | 2.02   | 2000                                     | 125                                      |
| 220  | D            | T55D227M010C0050 | 220.0                              | 10                                   | 50   | 2.12   | 2000                                     | 125                                      |
| 220  | D            | T55D227M010C0040 | 220.0                              | 10                                   | 40   | 2.37   | 2000                                     | 125                                      |
| 220  | D            | T55D227M010C0025 | 220.0                              | 10                                   | 25   | 3.00   | 2000                                     | 125                                      |
| 220  | D            | T55D227M010C0018 | 220.0                              | 10                                   | 18   | 3.53   | 2000                                     | 125                                      |
| 220  | D            | T55D227M010C0009 | 220.0                              | 10                                   | 9  | 5.00   | 2000                                     | 125                                      |
| 220  | D            | T55D227M010C0008 | 220.0                              | 10                                   | 8  | 5.30   | 2000                                     | 125                                      |
| 220  | D            | T55D227M010C0007 | 220.0                              | 10                                   | 7  | 5.66   | 2000                                     | 125                                      |
| 330  | D            | T55D337M010C0040 | 330.0                              | 10                                   | 40   | 2.37   | 2000                                     | 105                                      |
| 330  | D            | T55D337M010C0035 | 330.0                              | 10                                   | 35   | 2.53   | 2000                                     | 105                                      |
| 330  | D            | T55D337M010C0025 | 330.0                              | 10                                   | 25   | 3.00   | 2000                                     | 105                                      |
| 330  | D            | T55D337M010C0018 | 330.0                              | 10                                   | 18   | 3.53   | 2000                                     | 105                                      |
| 330  | D            | T55D337M010C0009 | 330.0                              | 10                                   | 9  | 5.00   | 2000                                     | 125                                      |
| 330  | D            | T55D337M010C0008 | 330.0                              | 10                                   | 8  | 5.30   | 2000                                     | 125                                      |
| 330  | D            | T55D337M010C0007 | 330.0                              | 10                                   | 7  | 5.66   | 2000                                     | 125                                      |
| <b>12.5 V<sub>DC</sub> AT +105 °C, 8.4 V<sub>DC</sub> AT +125 °C</b> |              |                  |                                    |                                      |  |  |  |  |
| 15   | T            | T55T156M12RC0080 | 18.7                               | 8                                    | 80   | 1.14   | 1000                                     | 105                                      |

**Notes**

- Termination code "C": cases C, J, P: 100 % tin, case A, T, B, Z, V, D: Ni / Pd / Au

(1) High temperature load time is 2000h at +105 °C



| STANDARD RATINGS  |              |                  |                                    |                                      |  |  |  |  |
|---|--------------|------------------|------------------------------------|--------------------------------------|--|--|--|--|
| CAPACITANCE<br>( $\mu$ F)   | CASE<br>CODE | PART NUMBER      | MAX. DCL<br>AT 25 °C<br>( $\mu$ A) | MAX. DF<br>AT 25 °C<br>120 Hz<br>(%) | MAX. ESR<br>AT + 25 °C<br>100 kHz<br>(m $\Omega$ ) | MAX. RIPPLE<br>AT 45 °C<br>100 kHz I <sub>RMS</sub><br>(A) | HIGH<br>TEMPERATURE<br>LOAD, TIME<br>(h) | MAX.<br>OPERATING<br>TEMPERATURE<br>(°C) |
| <b>16 V<sub>DC</sub> AT +105 °C, 10.7 V<sub>DC</sub> AT +125 °C</b> |              |                  |                                    |                                      |  |  |  |  |
| 6.8   | B            | T55B685M016C0200 | 10.8                               | 8                                    | 200  | 0.80   | 2000                                     | 125                                      |
| 10  | B            | T55B106M016C0200 | 16.0                               | 8                                    | 200  | 0.80   | 2000                                     | 125                                      |
| 10  | B            | T55B106M016C0100 | 16.0                               | 8                                    | 100  | 1.14   | 2000                                     | 125                                      |
| 15  | B            | T55B156M016C0150 | 24.0                               | 8                                    | 150  | 0.93   | 2000                                     | 125                                      |
| 15  | B            | T55B156M016C0090 | 24.0                               | 8                                    | 90   | 1.20   | 2000                                     | 125                                      |
| 22  | B            | T55B226M016C0150 | 35.2                               | 8                                    | 150  | 0.93   | 2000                                     | 125                                      |
| 22  | B            | T55B226M016C0070 | 35.2                               | 8                                    | 70   | 1.36   | 2000                                     | 125                                      |
| 33  | B            | T55B336M016C0070 | 52.8                               | 8                                    | 70   | 1.36   | 2000                                     | 105                                      |
| 33  | V            | T55V336M016C0070 | 52.8                               | 10                                   | 70   | 1.63   | 2000                                     | 125                                      |
| 33  | D            | T55D336M016C0070 | 52.8                               | 10                                   | 70   | 1.79   | 2000                                     | 125                                      |
| 47  | Z            | T55Z476M016C0045 | 75.2                               | 10                                   | 45   | 2.03   | 2000                                     | 105                                      |
| 47  | V            | T55V476M016C0070 | 75.2                               | 10                                   | 70   | 1.63   | 2000                                     | 125                                      |
| 47  | V            | T55V476M016C0045 | 75.2                               | 10                                   | 45   | 2.03   | 2000                                     | 125                                      |
| 47  | D            | T55D476M016C0070 | 75.2                               | 10                                   | 70   | 1.79   | 2000                                     | 125                                      |
| 47  | D            | T55D476M016C0065 | 75.2                               | 10                                   | 65   | 1.86   | 2000                                     | 125                                      |
| 68  | V            | T55V686M016C0070 | 108.8                              | 10                                   | 70   | 1.63   | 2000                                     | 125                                      |
| 68  | V            | T55V686M016C0050 | 108.8                              | 10                                   | 50   | 1.934  | 2000                                     | 125                                      |
| 100   | Z            | T55Z107M016C0050 | 160.0                              | 10                                   | 50   | 1.93   | 2000                                     | 105                                      |
| 100   | V            | T55V107M016C0050 | 160.0                              | 10                                   | 50   | 1.93   | 2000                                     | 125                                      |
| 100   | D            | T55D107M016C0050 | 160.0                              | 10                                   | 50   | 2.12   | 2000                                     | 125                                      |
| 150   | D            | T55D157M016C0050 | 240.0                              | 10                                   | 50   | 2.12   | 2000                                     | 105                                      |
| 150   | D            | T55D157M016C0040 | 240.0                              | 10                                   | 40   | 2.37   | 2000                                     | 105                                      |
| 150   | D            | T55D157M016C0015 | 240.0                              | 10                                   | 15   | 3.87   | 2000                                     | 125                                      |
| 150   | D            | T55D157M016C0010 | 240.0                              | 10                                   | 10   | 4.74   | 2000                                     | 125                                      |
| <b>20 V<sub>DC</sub> AT +105 °C, 13.4 V<sub>DC</sub> AT +125 °C</b> |              |                  |                                    |                                      |  |  |  |  |
| 15  | B            | T55B156M020C0090 | 30.0                               | 8                                    | 90   | 1.20   | 2000                                     | 125                                      |
| 15  | B            | T55B156M020C0070 | 30.0                               | 8                                    | 70   | 1.36   | 2000                                     | 125                                      |
| 15  | V            | T55V156M020C0125 | 30.0                               | 10                                   | 125  | 1.22   | 2000                                     | 125                                      |
| 22  | V            | T55V226M020C0040 | 44.0                               | 10                                   | 40   | 2.16   | 2000                                     | 125                                      |
| 33  | V            | T55V336M020C0040 | 66.0                               | 10                                   | 40   | 2.16   | 2000                                     | 125                                      |
| 47  | Z            | T55Z476M020C0070 | 94.0                               | 10                                   | 70   | 1.63   | 2000                                     | 105                                      |
| 47  | V            | T55V476M020C0045 | 94.0                               | 10                                   | 45   | 2.03   | 2000                                     | 125                                      |
| 100   | D            | T55D107M020C0055 | 200.0                              | 10                                   | 55   | 2.39   | 2000                                     | 125                                      |
| <b>25 V<sub>DC</sub> AT +105 °C, 16.8 V<sub>DC</sub> AT +125 °C</b> |              |                  |                                    |                                      |  |  |  |  |
| 6.8   | B            | T55B685M025C0100 | 17.0                               | 8                                    | 100  | 1.14   | 2000                                     | 125                                      |
| 10  | B            | T55B106M025C0150 | 25.0                               | 8                                    | 150  | 0.93   | 2000                                     | 125                                      |
| 10  | B            | T55B106M025C0100 | 25.0                               | 8                                    | 100  | 1.14   | 2000                                     | 125                                      |
| 15  | B            | T55B156M025C0100 | 37.5                               | 8                                    | 100  | 1.14   | 1000                                     | 125 <sup>(1)</sup>                       |
| 15  | V            | T55V156M025C0125 | 37.5                               | 10                                   | 125  | 1.22   | 2000                                     | 125                                      |
| 22  | V            | T55V226M025C0040 | 55.0                               | 10                                   | 40   | 2.16   | 2000                                     | 125                                      |
| 33  | Z            | T55Z336M025C0050 | 82.5                               | 10                                   | 50   | 1.93   | 2000                                     | 105                                      |
| 33  | V            | T55V336M025C0050 | 82.5                               | 10                                   | 50   | 1.93   | 2000                                     | 125                                      |
| 33  | V            | T55V336M025C0040 | 82.5                               | 10                                   | 40   | 2.16   | 2000                                     | 125                                      |
| 33  | D            | T55D336M025C0060 | 82.5                               | 10                                   | 60   | 2.29   | 2000                                     | 125                                      |
| 47  | D            | T55D476M025C0065 | 117.5                              | 10                                   | 65   | 2.20   | 2000                                     | 125                                      |
| 68  | D            | T55D686M025C0070 | 170.0                              | 10                                   | 70   | 2.12   | 2000                                     | 125                                      |
| 100   | D            | T55D107M025C0060 | 250.0                              | 10                                   | 60   | 2.29   | 2000                                     | 125                                      |
| 100   | D            | T55D107M025C0040 | 250.0                              | 10                                   | 40   | 2.80   | 2000                                     | 125                                      |

**Notes**

- Termination code "C": cases C, J, P: 100 % tin, case A, T, B, Z, V, D: Ni / Pd / Au

<sup>(1)</sup> High temperature load time is 2000h at +105 °C



| STANDARD RATINGS  |           |                  |                        |                             |                                  |   |                                 |                                 |
|---|-----------|------------------|------------------------|-----------------------------|----------------------------------|---|---------------------------------|---------------------------------|
| CAPACITANCE (μF)  | CASE CODE | PART NUMBER      | MAX. DCL AT 25 °C (μA) | MAX. DF AT 25 °C 120 Hz (%) | MAX. ESR AT + 25 °C 100 kHz (mΩ) | MAX. RIPPLE AT 45 °C 100 kHz I <sub>RMS</sub> (A) | HIGH TEMPERATURE LOAD, TIME (h) | MAX. OPERATING TEMPERATURE (°C) |
| <b>35 V<sub>DC</sub> AT +105 °C, 23.5 V<sub>DC</sub> AT +125 °C</b> |           |                  |                        |                             |                                  |   |                                 |                                 |
| 2.2   | B         | T55B225M035C0200 | 7.7                    | 8                           | 200                              | 0.80  | 2000                            | 105                             |
| 4.7   | B         | T55B475M035C0200 | 16.4                   | 8                           | 200                              | 0.80  | 2000                            | 105                             |
| 6.8   | B         | T55B685M035C0200 | 23.8                   | 8                           | 200                              | 0.81  | 2000                            | 105                             |
| 10  | B         | T55B106M035C0200 | 35.0                   | 8                           | 200                              | 0.80  | 2000                            | 105                             |
| 10  | B         | T55B106M035C0150 | 35.0                   | 8                           | 150                              | 0.93  | 2000                            | 105                             |
| 10  | D         | T55D106M035C0120 | 35.0                   | 10                          | 120                              | 1.62  | 2000                            | 125                             |
| 15  | V         | T55V156M035C0125 | 52.5                   | 10                          | 125                              | 1.22  | 2000                            | 125                             |
| 22  | Z         | T55Z226M035C0070 | 77.0                   | 10                          | 70                               | 1.63  | 2000                            | 105                             |
| 22  | V         | T55V226M035C0070 | 77.0                   | 10                          | 70                               | 1.63  | 2000                            | 125                             |
| 22  | D         | T55D226M035C0120 | 77.0                   | 10                          | 120                              | 1.62  | 2000                            | 125                             |
| 33  | D         | T55D336M035C0100 | 115.5                  | 10                          | 100                              | 1.77  | 2000                            | 125                             |
| 33  | D         | T55D336M035C0065 | 115.5                  | 10                          | 65                               | 2.20  | 2000                            | 125                             |
| 47  | D         | T55D476M035C0070 | 164.5                  | 10                          | 70                               | 2.12  | 2000                            | 105                             |
| 47  | D         | T55D476M035C0055 | 164.5                  | 10                          | 55                               | 2.39  | 2000                            | 105                             |
| <b>50 V<sub>DC</sub> AT +105 °C, 33.5 V<sub>DC</sub> AT +125 °C</b> |           |                  |                        |                             |                                  |   |                                 |                                 |
| 2.2   | B         | T55B225M050C0200 | 11.0                   | 8                           | 200                              | 0.80  | 2000                            | 105                             |
| 10  | D         | T55D106M050C0120 | 50.0                   | 10                          | 120                              | 1.62  | 2000                            | 125                             |
| 10  | D         | T55D106M050C0090 | 50.0                   | 10                          | 90                               | 1.87  | 2000                            | 125                             |
| 15  | D         | T55D156M050C0090 | 75.0                   | 10                          | 90                               | 1.87  | 2000                            | 105                             |
| <b>63 V<sub>DC</sub> AT +105 °C, 42.2 V<sub>DC</sub> AT +125 °C</b> |           |                  |                        |                             |                                  |   |                                 |                                 |
| 1.0   | B         | T55B105M063C0200 | 6.3                    | 8                           | 200                              | 0.80  | 2000                            | 105                             |
| 4.7   | C         | T55C475M063C0200 | 29.6                   | 10                          | 200                              | 0.90  | 1000                            | 105                             |
| 4.7   | D         | T55D475M063C0100 | 29.6                   | 10                          | 100                              | 1.77  | 2000                            | 125                             |
| 10  | D         | T55D106M063C0150 | 63.0                   | 10                          | 150                              | 1.44  | 2000                            | 105                             |
| 10  | D         | T55D106M063C0060 | 63.0                   | 10                          | 60                               | 2.29  | 2000                            | 105                             |

**Notes**

- Termination code "C": cases C, J, P: 100 % tin, case A, T, B, Z, V, D: Ni / Pd / Au
- (1) High temperature load time is 2000h at +105 °C



**RECOMMENDED VOLTAGE DERATING GUIDELINES**

| CAPACITOR VOLTAGE RATING AT -55 °C TO +105 °C | CAPACITOR CATEGORY VOLTAGE AT +105 °C TO +125 °C | RECOMMENDED VOLTAGE DERATING AT -55 °C TO +105 °C | RECOMMENDED VOLTAGE DERATING AT +105 °C TO +125 °C |
|---|--|---|--|
| 2.5   | 1.7  | 2.3   | 1.5  |
| 4   | 2.7  | 3.6   | 2.4  |
| 6.3   | 4.2  | 5.7   | 3.8  |
| 7   | 4.7  | 6.3   | 4.2  |
| 10  | 6.7  | 9   | 6.0  |
| 12.5  | 8.4  | 10  | 6.8  |
| 16  | 10.7   | 12.8  | 8.6  |
| 20  | 13.4   | 16  | 10.8   |
| 25  | 16.8   | 20  | 13.5   |
| 35  | 23.5   | 28  | 18.9   |
| 50  | 33.5   | 40  | 27.0   |
| 63  | 42.2   | 50  | 34   |

**POWER DISSIPATION**

| CASE CODE | MAXIMUM PERMISSIBLE POWER DISSIPATION (W) AT $\leq +45$ °C IN FREE AIR |
|-----------|--|
| J         | 0.050  |
| P         | 0.064  |
| A         | 0.115  |
| T         | 0.105  |
| B         | 0.130  |
| C         | 0.165  |
| Z         | 0.187  |
| V         | 0.187  |
| D         | 0.225 ( $\leq 16$ V), 0.315 ( $\geq 20$ V)                             |

**STANDARD PACKAGING QUANTITY**

| CASE CODE | UNITS PER 7" REEL |
|-----------|-------------------|
| J         | 4000              |
| P         | 3000              |
| A         | 2000              |
| T         | 3000              |
| B         | 2000              |
| C         | 500               |
| Z         | 800               |
| V         | 800               |
| D         | 500               |



| PERFORMANCE CHARACTERISTICS |  |     |     |     |     |    |      |    |    |    |    |    |    |  |   |  |   |
|-----------------------------|--|-----|-----|-----|-----|----|------|----|----|----|----|----|----|--|---|--|---|
| ITEM                        | CONDITION  |     |     |     |     |    |      |    |    |    |    |    |    | POST TEST PERFORMANCE                                      |   |  |   |
| Temperature characteristics | Measure the specified characteristics in each stage  |     |     |     |     |    |      |    |    |    |    |    |    | Specified initial value                                    | -55 °C  | +105 °C / +125 °C                                |   |
|                             |  |     |     |     |     |    |      |    |    |    |    |    |    | Capacitance change   | -   | -30 % to 0 %                                     | 0 % to +50 %                                      |
|                             |  |     |     |     |     |    |      |    |    |    |    |    |    | Dissipation factor shown in Standard Ratings table or less | 8 to 10   | 14   | -   |
|                             |  |     |     |     |     |    |      |    |    |    |    |    |    | Leakage current  | Refer to Standard Ratings table                   | -  | Not more than 1 CV or 30 $\mu$ A which is greater |
| Surge voltage               | 105 °C, 1000 successive test cycles in series with a 1 k $\Omega$ resistor at the rate of 30 s ON, 30 s OFF; test voltage per table below:   |     |     |     |     |    |      |    |    |    |    |    |    | Capacitance change   | Within $\pm$ 20 % of initial value                |  |   |
|                             | Rated voltage  | 2.5 | 4.0 | 6.3 | 7.0 | 10 | 12.5 | 16 | 20 | 25 | 35 | 50 | 63 | Dissipation factor   | Within initial limit                              |  |   |
|                             | Surge voltage  | 3.2 | 5.2 | 8.2 | 9.0 | 13 | 16.2 | 20 | 23 | 29 | 40 | 57 | 72 | Leakage current  | Shall not exceed 300 % of initial limit           |  |   |
| Solder heat resistance      | Reflow board surface peak temperature: less than 260 °C<br>Time: 5 s max.  |     |     |     |     |    |      |    |    |    |    |    |    | Capacitance change   | Within $\pm$ 20 % of initial value                |  |   |
|                             |  |     |     |     |     |    |      |    |    |    |    |    |    | Dissipation factor   | Initial specified value or less                   |  |   |
|                             |  |     |     |     |     |    |      |    |    |    |    |    |    | Leakage current  | Shall not exceed 300 % of initial specified value |  |   |
| Moisture resistance no load | Leave at 60 °C and 90 % RH for 500 h   |     |     |     |     |    |      |    |    |    |    |    |    | Capacitance change   | $V_R \leq 4$ V                                    | Relative to the value before test +50 % to -20 % |   |
|                             |  |     |     |     |     |    |      |    |    |    |    |    |    |  | $V_R \geq 6.3$ V                                  | Relative to the value before test +40 % to -20 % |   |
|                             |  |     |     |     |     |    |      |    |    |    |    |    |    | Dissipation factor   | Initial specified value or less                   |  |   |
|                             |  |     |     |     |     |    |      |    |    |    |    |    |    | Leakage current  | Shall not exceed 300 % of initial specified value |  |   |
| High temperature load       | 105 °C. The rated voltage is applied through a protective resistor of 3 $\Omega$ for 1000 h or 2000 h <sup>(1)</sup><br>125 °C. 2/3 rated voltage is applied through a protective resistor of 3 $\Omega$ for 1000 h or 2000 h <sup>(1)</sup> |     |     |     |     |    |      |    |    |    |    |    |    | Capacitance change   | Within $\pm$ 20 % of initial value                |  |   |
|                             |  |     |     |     |     |    |      |    |    |    |    |    |    | Dissipation factor   | Initial specified value or less                   |  |   |
|                             |  |     |     |     |     |    |      |    |    |    |    |    |    | Leakage current  | Shall not exceed 300 % of initial specified value |  |   |
| Thermal shock               | Leave at -55 °C, normal temperature, 105 °C, and normal temperature for 30 min., 15 min. 30 min., and 15 min.<br>Repeat this operation 5 times running.  |     |     |     |     |    |      |    |    |    |    |    |    | Capacitance change   | Within $\pm$ 20 % of initial value or less        |  |   |
|                             |  |     |     |     |     |    |      |    |    |    |    |    |    | Dissipation factor   | Initial specified value or less                   |  |   |
|                             |  |     |     |     |     |    |      |    |    |    |    |    |    | Leakage current  | Shall not exceed 300 % of initial specified value |  |   |
| Failure rate                | 105 °C. The rated voltage is applied through a protective resistor of 1 $\Omega$ /V.   |     |     |     |     |    |      |    |    |    |    |    |    | 1 % / 1000 h   |   |  |   |

**Notes**

- Test conditions per JIS C5101-1
- <sup>(1)</sup> Test time and test temperature, please refer to table "Standard Ratings"



# Guide for Tantalum Solid Electrolyte Chip Capacitors With Polymer Cathode

## INTRODUCTION

Tantalum electrolytic capacitors are the preferred choice in applications where volumetric efficiency, stable electrical parameters, high reliability, and long service life are primary considerations. The stability and resistance to elevated temperatures of the tantalum/tantalum oxide/manganese dioxide system make solid tantalum capacitors an appropriate choice for today's surface mount assembly technology.

Vishay Sprague has been a pioneer and leader in this field, producing a large variety of tantalum capacitor types for consumer, industrial, automotive, military, and aerospace electronic applications.

Tantalum is not found in its pure state. Rather, it is commonly found in a number of oxide minerals, often in combination with Columbium ore. This combination is known as "tantalite" when its contents are more than one-half tantalum. Important sources of tantalite include Australia, Brazil, Canada, China, and several African countries. Synthetic tantalite concentrates produced from tin slags in Thailand, Malaysia, and Brazil are also a significant raw material for tantalum production.

Electronic applications, and particularly capacitors, consume the largest share of world tantalum production. Other important applications for tantalum include cutting tools (tantalum carbide), high temperature super alloys, chemical processing equipment, medical implants, and military ordnance.

Vishay Sprague is a major user of tantalum materials in the form of powder and wire for capacitor elements and rod and sheet for high temperature vacuum processing.

## THE BASICS OF TANTALUM CAPACITORS

Most metals form crystalline oxides which are non-protecting, such as rust on iron or black oxide on copper. A few metals form dense, stable, tightly adhering, electrically insulating oxides. These are the so-called "valve"metals and include titanium, zirconium, niobium, tantalum, hafnium, and aluminum. Only a few of these permit the accurate control of oxide thickness by electrochemical means. Of these, the most valuable for the electronics industry are aluminum and tantalum.

Capacitors are basic to all kinds of electrical equipment, from radios and television sets to missile controls and automobile ignitions. Their function is to store an electrical charge for later use.

Capacitors consist of two conducting surfaces, usually metal plates, whose function is to conduct electricity. They are separated by an insulating material or dielectric. The dielectric used in all tantalum electrolytic capacitors is tantalum pentoxide.

Tantalum pentoxide compound possesses high-dielectric strength and a high-dielectric constant. As capacitors are being manufactured, a film of tantalum pentoxide is applied to their electrodes by means of an electrolytic process. The film is applied in various thicknesses and at various voltages and although transparent to begin with, it takes on different colors as light refracts through it. This coloring occurs on the tantalum electrodes of all types of tantalum capacitors.

Rating for rating, tantalum capacitors tend to have as much as three times better capacitance/volume efficiency than aluminum electrolytic capacitors. An approximation of the capacitance/volume efficiency of other types of capacitors may be inferred from the following table, which shows the dielectric constant ranges of the various materials used in each type. Note that tantalum pentoxide has a dielectric constant of 26, some three times greater than that of aluminum oxide. This, in addition to the fact that extremely thin films can be deposited during the electrolytic process mentioned earlier, makes the tantalum capacitor extremely efficient with respect to the number of microfarads available per unit volume. The capacitance of any capacitor is determined by the surface area of the two conducting plates, the distance between the plates, and the dielectric constant of the insulating material between the plates.

| COMPARISON OF CAPACITOR DIELECTRIC CONSTANTS |                                   |
|--|-----------------------------------|
| DIELECTRIC                                   | $\epsilon$<br>DIELECTRIC CONSTANT |
| Air or vacuum                                | 1.0                               |
| Paper  | 2.0 to 6.0                        |
| Plastic                                      | 2.1 to 6.0                        |
| Mineral oil                                  | 2.2 to 2.3                        |
| Silicone oil                                 | 2.7 to 2.8                        |
| Quartz                                       | 3.8 to 4.4                        |
| Glass  | 4.8 to 8.0                        |
| Porcelain                                    | 5.1 to 5.9                        |
| Mica   | 5.4 to 8.7                        |
| Aluminum oxide                               | 8.4                               |
| <b>Tantalum pentoxide</b>                    | <b>26</b>                         |
| Ceramic                                      | 12 to 400K                        |

In the tantalum electrolytic capacitor, the distance between the plates is very small since it is only the thickness of the tantalum pentoxide film. As the dielectric constant of the tantalum pentoxide is high, the capacitance of a tantalum capacitor is high if the area of the plates is large:

$$C = \frac{\epsilon A}{t}$$

where

C = capacitance

$\epsilon$  = dielectric constant

A = surface area of the dielectric

t = thickness of the dielectric

Tantalum capacitors contain either liquid or solid electrolytes. In solid electrolyte capacitors, a dry material (manganese dioxide) forms the cathode plate. A tantalum lead is embedded in or welded to the pellet, which is in turn connected to a termination or lead wire. The drawings show the construction details of the surface mount types of tantalum capacitors shown in this catalog.

## SOLID ELECTROLYTE POLYMER TANTALUM CAPACITORS

Solid electrolyte polymer capacitors utilize sintered tantalum pellets as anodes. Tantalum pentoxide dielectric layer is formed on the entire surface of anode, which is further impregnated with highly conductive polymer as cathode system.

The conductive polymer layer is then coated with graphite, followed by a layer of metallic silver, which provides a conductive surface between the capacitor element and the outer termination (lead frame or other).

Molded chip polymer tantalum capacitor encases the element in plastic resins, such as epoxy materials. The molding compound has been selected to meet the requirements of UL 94 V-0 and outgassing requirements of ASTM E-595. After assembly, the capacitors are tested and inspected to assure long life and reliability. It offers excellent reliability and high stability for variety of applications in electronic devices. Usage of conductive polymer cathode system provides very low equivalent series resistance (ESR), which makes the capacitors particularly suitable for high frequency applications.

### TANTALUM CAPACITOR WITH POLYMER CATHODE TYPE T50 / T51 / T55 / T56 / 04051



### TANTALUM CAPACITOR WITH POLYMER CATHODE TYPE T58



**TANTALUM CAPACITOR WITH POLYMER CATHODE TYPE T52**



**TANTALUM CAPACITOR WITH POLYMER CATHODE TYPE T54 / T59 / 20021**



**T54 EL case**



## HERMETICALLY SEALED TANTALUM CAPACITOR WITH POLYMER CATHODE TYPE T27



## POLYMER CAPACITORS - METAL CASE, HERMETICALLY SEALED

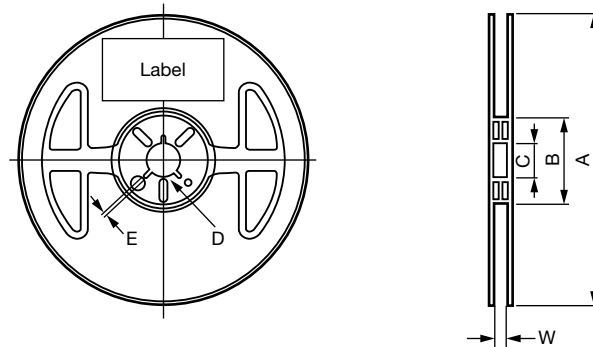
| SERIES                | T27  |
|-----------------------|--|
| PRODUCT IMAGE         |  |
| TYPE                  | VPolyTan™ hermetically sealed polymer surface-mount chip capacitors, low ESR |
| FEATURES              | Hermetically sealed in metal case, low ESR / low DCL, hi-rel. processing     |
| TEMPERATURE RANGE     | -55 °C to +125 °C  |
| CAPACITANCE RANGE     | 15 µF to 470 µF  |
| VOLTAGE RANGE         | 16 V to 75 V   |
| CAPACITANCE TOLERANCE | ± 20 %   |
| LEAKAGE CURRENT       | 0.05 CV  |
| DISSIPATION FACTOR    | 12 %   |
| ESR                   | 25 mΩ to 100 mΩ  |
| CASE SIZES            | D  |
| TERMINATION FINISH    | 100 % tin; tin / lead  |

| POLYMER CAPACITORS - MOLDED CASE |   |  |
|----------------------------------|---|--|
| SERIES                           | T50, T51, T55, T56  | 04051  |
| PRODUCT IMAGE                    |   |  |
| TYPE                             | VPolyTan™, molded case, high performance polymer                | VPolyTan™, molded case, high performance polymer                   |
| FEATURES                         | High performance  | High performance   |
| TEMPERATURE RANGE                | -55 °C to +105 °C / +125 °C                                     | -55 °C to +125 °C<br>(above +105 °C, voltage derating is required) |
| CAPACITANCE RANGE                | 3.3 µF to 1000 µF   | 4.7 µF to 680 µF   |
| VOLTAGE RANGE                    | 2.5 V to 63 V   | 2.5 V to 63 V  |
| CAPACITANCE TOLERANCE            | ± 20 %  | ± 10 %, ± 20 %   |
| LEAKAGE CURRENT                  | 0.1 CV  | 0.1 CV   |
| DISSIPATION FACTOR               | 8 % to 10 %   | 8 % to 10 %  |
| ESR                              | 6 mΩ to 500 mΩ  | 25 mΩ to 125 mΩ  |
| CASE SIZES                       | J, P, A, T, B, Z, V, D, C                                       | B, D   |
| TERMINATION FINISH               | Cases J, P, C: 100 % tin<br>Case A, T, B, Z, V, D: Ni / Pd / Au | All cases: tin / lead (SnPb)                                       |

| POLYMER CAPACITORS - LEADFRAMELESS MOLDED CASE |   |   |   |   |   |
|--|---|---|---|---|---|
| SERIES   | T52   | T58   | T59   | T54   | 20021   |
| PRODUCT IMAGE                                  |   |   |   |   |   |
| TYPE   | vPolyTan™ polymer surface mount chip capacitors, low profile, leadframeless molded type | vPolyTan™ polymer surface mount chip capacitors, compact, leadframeless molded type | vPolyTan™ polymer surface mount chip capacitors, low ESR, leadframeless molded type | vPolyTan™ polymer surface mount chip capacitors, low ESR, leadframeless molded type, hi-rel commercial off-the-shelf (COTS) | vPolyTan™ polymer surface mount chip capacitors, low ESR, leadframeless molded type, DLA approved |
| FEATURES                                       | Low profile   | Small case size   | Multinode   | Hi-rel COTS, multinode  | Multinode   |
| TEMPERATURE RANGE                              | -55 °C to +105 °C   | -55 °C to +105 °C   | -55 °C to +125 °C   | -55 °C to +125 °C   | -55 °C to +125 °C   |
| CAPACITANCE RANGE                              | 47 µF to 470 µF   | 1 µF to 100 µF  | 15 µF to 470 µF   | 15 µF to 470 µF (discrete capacitors)<br>30 µF to 2800 µF (stacked capacitors)  | 15 µF to 470 µF (discrete capacitors)<br>30 µF to 2800 µF (stacked capacitors)                    |
| VOLTAGE RANGE                                  | 10 V to 35 V  | 6.3 V to 35 V   | 16 V to 75 V  | 16 V to 75 V  | 16 V to 75 V  |
| CAPACITANCE TOLERANCE                          | ± 20 %  | ± 20 %  | ± 10 %, ± 20 %  | ± 20 %  | ± 20 %  |
| LEAKAGE CURRENT                                | 0.1 CV  |   |   |   |   |
| DISSIPATION FACTOR                             | 10 %  | 8 % to 14 %   | 10 % to 12 %  | 10 % to 12 %  | 10 % to 12 %  |
| ESR  | 40 mΩ to 200 mΩ   | 90 mΩ to 500 mΩ   | 20 mΩ to 150 mΩ   | 5 mΩ to 150 mΩ  | 5 mΩ to 150 mΩ  |
| CASE SIZES                                     | E5, M1, M9, B2  | MM, W0, W9, A0, BB  | EE, EL  | EE, EL, E2, E3, E4, E6, 3E, 6E  | EE, E2, E3, E4, E6, 3E, 6E  |
| TERMINATION                                    | 100 % tin   |   | 100 % tin; tin / lead   |   | Tin / lead  |

## MOLDED CAPACITORS, T50 / T51 / T55 / T56 / 04051 TYPES

### PLASTIC TAPE AND REEL PACKAGING DIMENSIONS in millimeters



| TAPE WIDTH    | 8   | 12    |
|---------------|-----|-------|
| $A + 0 / - 3$ |     | Ø 180 |
| $B + 1 / 0$   |     | Ø 60  |
| $C \pm 0.2$   |     | Ø 13  |
| $D \pm 0.5$   |     | Ø 21  |
| $E \pm 0.5$   |     | 2.0   |
| $W \pm 0.3$   | 9.0 | 13.0  |

**Note**

- A reel diameter of 330 mm is also applicable

### PLASTIC TAPE SIZE DIMENSIONS in millimeters



| CASE CODE | $A \pm 0.2$ | $B \pm 0.2$ | $W \pm 0.3$ | $F \pm 0.1$ | $E \pm 0.1$ | $P_1 \pm 0.1$ | $t_{max}$ |
|-----------|-------------|-------------|-------------|-------------|-------------|---------------|-----------|
| J         | 1.0         | 1.8         | 8.0         | 3.5         | 1.75        | 4.0           | 1.3       |
| P         | 1.4         | 2.2         | 8.0         | 3.5         | 1.75        | 4.0           | 1.6       |
| A         | 1.9         | 3.5         | 8.0         | 3.5         | 1.75        | 4.0           | 2.5       |
| T         | 3.1         | 3.8         | 8.0         | 3.5         | 1.75        | 4.0           | 1.7       |
| B         | 3.1         | 3.8         | 8.0         | 3.5         | 1.75        | 4.0           | 2.5       |
| C         | 3.7         | 6.3         | 12.0        | 5.5         | 1.75        | 8.0           | 3.1       |
| Z         | 4.8         | 7.7         | 12.0        | 5.5         | 1.75        | 8.0           | 2.6       |
| V         | 4.8         | 7.7         | 12.0        | 5.5         | 1.75        | 8.0           | 2.6       |
| D         | 4.8         | 7.7         | 12.0        | 5.5         | 1.75        | 8.0           | 3.4       |

**Note**

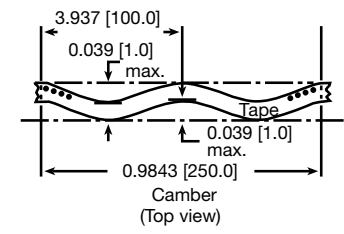
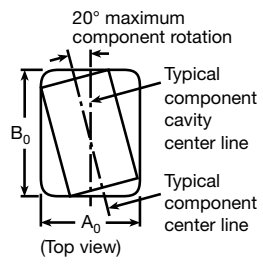
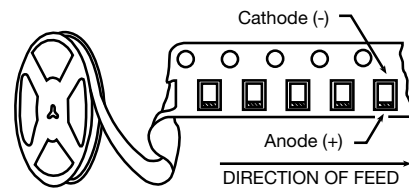
- A reel diameter of 330 mm is also applicable

**LEADFRAMELESS MOLDED CAPACITORS, ALL TYPES**

**PLASTIC TAPE AND REEL PACKAGING in inches [millimeters]**



For tape feeder reference only including draft. Concentric around B<sub>0</sub><sup>(5)</sup>



**Tape and Reel Specifications:** all case sizes are available on plastic embossed tape per EIA-481. Standard reel diameter is 7" [178 mm].

**Notes**

- Metric dimensions will govern. Dimensions in inches are rounded and for reference only
- (1) A<sub>0</sub>, B<sub>0</sub>, K<sub>0</sub>, are determined by the maximum dimensions to the ends of the terminals extending from the component body and / or the body dimensions of the component. The clearance between the ends of the terminals or body of the component to the sides and depth of the cavity (A<sub>0</sub>, B<sub>0</sub>, K<sub>0</sub>) must be within 0.002" (0.05 mm) minimum and 0.020" (0.50 mm) maximum. The clearance allowed must also prevent rotation of the component within the cavity of not more than 20°
- (2) Tape with components shall pass around radius "R" without damage. The minimum trailer length may require additional length to provide "R" minimum for 12 mm embossed tape for reels with hub diameters approaching N minimum
- (3) This dimension is the flat area from the edge of the sprocket hole to either outward deformation of the carrier tape between the embossed cavities or to the edge of the cavity whichever is less
- (4) This dimension is the flat area from the edge of the carrier tape opposite the sprocket holes to either the outward deformation of the carrier tape between the embossed cavity or to the edge of the cavity whichever is less
- (5) The embossed hole location shall be measured from the sprocket hole controlling the location of the embossment. Dimensions of embossment location shall be applied independent of each other
- (6) B<sub>1</sub> dimension is a reference dimension tape feeder clearance only

| CARRIER TAPE DIMENSIONS in inches [millimeters] |           |                                      |                       |                                |                       |                                |                                |  |
|---|-----------|--------------------------------------|-----------------------|--------------------------------|-----------------------|--------------------------------|--------------------------------|--|
| CASE CODE                                       | TAPE SIZE | B <sub>1</sub> (MAX.) <sup>(1)</sup> | D <sub>1</sub> (MIN.) | F                              | K <sub>0</sub> (MAX.) | P <sub>1</sub>                 | P <sub>2</sub>                 | W  |
| E5  | 12 mm     | 0.329 [8.35]                         | 0.059 [1.5]           | 0.217 ± 0.002<br>[5.50 ± 0.05] | 0.071 [1.8]           | 0.315 ± 0.004<br>[8.0 ± 0.10]  | 0.079 ± 0.002<br>[2.00 ± 0.05] | 0.476 ± 0.008<br>[12.1 ± 0.20]                   |
| MM <sup>(2)</sup>                               | 8 mm      | 0.075 [1.91]                         | 0.02 [0.5]            | 0.138 [3.5]                    | 0.043 [1.10]          | 0.157 [4.0]                    | 0.079 ± 0.002<br>[2.00 ± 0.05] | 0.315 [8.0]                                      |
| M1, M9  | 12 mm     | 0.32 [8.2]                           | 0.059 [1.5]           | 0.217 ± 0.002<br>[5.5 ± 0.05]  | 0.094 [2.39]          | 0.315 ± 0.04<br>[8.0 ± 1.0]    | 0.079 ± 0.002<br>[2.00 ± 0.05] | 0.472 + 0.012 / - 0.004<br>[12.0 + 0.3 / - 0.10] |
| W9  | 8 mm      | 0.126 [3.20]                         | 0.030 [0.75]          | 0.138 [3.5]                    | 0.045 [1.15]          | 0.157 [4.0]                    | 0.079 ± 0.002<br>[2.00 ± 0.05] | 0.315 [8.0]                                      |
| W0  | 8 mm      | 0.126 [3.20]                         | 0.030 [0.75]          | 0.138 [3.5]                    | 0.045 [1.15]          | 0.157 [4.0]                    | 0.079 ± 0.002<br>[2.00 ± 0.05] | 0.315 [8.0]                                      |
| A0  | 8 mm      | -                                    | 0.02 [0.5]            | 0.138 [3.5]                    | 0.049 [1.25]          | 0.157 [4.0]                    | 0.079 ± 0.002<br>[2.00 ± 0.05] | 0.315 [8.0]                                      |
| BB  | 8 mm      | 0.157 [4.0]                          | 0.039 [1.0]           | 0.138 [3.5]                    | 0.087 [2.22]          | 0.157 [4.0]                    | 0.079 ± 0.002<br>[2.00 ± 0.05] | 0.315 [8.0]                                      |
| EE, EL  | 12 mm     | 0.32 [8.2]                           | 0.059 [1.5]           | 0.217 ± 0.002<br>[5.5 ± 0.05]  | 0.175 [4.44]          | 0.315 ± 0.04<br>[8.0 ± 1.0]    | 0.079 ± 0.002<br>[2.00 ± 0.05] | 0.472 + 0.012 / - 0.004<br>[12.0 + 0.3 / - 0.10] |
| B2  | 8 mm      | 0.157 [4.0]                          | 0.039 [1.0]           | 0.138 [3.5]                    | 0.057 [1.45]          | 0.157 [4.0]                    | 0.079 ± 0.002<br>[2.00 ± 0.05] | 0.315 [8.0]                                      |
| D <sup>(3)</sup>                                | 16 mm     | 0.321 [8.16]                         | 0.059 [1.5]           | 0.295 ± 0.004<br>[7.50 ± 0.1]  | 0.308 [7.83]          | 0.472 ± 0.004<br>[12.00 ± 0.1] | 0.079 ± 0.004<br>[2.00 ± 0.1]  | 0.630 ± 0.012<br>[16.00 ± 0.3]                   |

### Notes

- (1) For reference only
- (2) Standard packaging of MM case is with paper tape. Plastic tape is available per request
- (3) Tape thickness 0.018 [0.45] max.

| PAPER TAPE AND REEL PACKAGING DIMENSIONS in inches [millimeters] |           |                                |                                |                             |                              |                              |                               |                               |                                |                              |                                |
|--|-----------|--------------------------------|--------------------------------|-----------------------------|------------------------------|------------------------------|-------------------------------|-------------------------------|--------------------------------|------------------------------|--------------------------------|
|  |           |                                |                                |                             |                              |                              |                               |                               |                                |                              |                                |
| CASE SIZE  | TAPE SIZE | A <sub>0</sub>                 | B <sub>0</sub>                 | D <sub>0</sub>              | P <sub>0</sub>               | P <sub>1</sub>               | P <sub>2</sub>                | E                             | F                              | W                            | T                              |
| MM   | 8 mm      | 0.041 ± 0.002<br>[1.05 ± 0.05] | 0.071 ± 0.002<br>[1.8 ± 0.05]  | 0.06 ± 0.004<br>[1.5 ± 0.1] | 0.157 ± 0.004<br>[4.0 ± 0.1] | 0.157 ± 0.004<br>[4.0 ± 0.1] | 0.079 ± 0.002<br>[2.0 ± 0.05] | 0.069 ± 0.004<br>[1.75 ± 0.1] | 0.0138 ± 0.002<br>[3.5 ± 0.05] | 0.315 ± 0.008<br>[8.0 ± 0.2] | 0.037 ± 0.002<br>[0.95 ± 0.05] |
| M0   | 8 mm      | 0.049 ± 0.002<br>[1.25 ± 0.05] | 0.081 ± 0.002<br>[2.05 ± 0.05] | 0.06 ± 0.004<br>[1.5 ± 0.1] | 0.157 ± 0.004<br>[4.0 ± 0.1] | 0.157 ± 0.004<br>[4.0 ± 0.1] | 0.079 ± 0.002<br>[2.0 ± 0.05] | 0.069 ± 0.004<br>[1.75 ± 0.1] | 0.0138 ± 0.002<br>[3.5 ± 0.05] | 0.315 ± 0.008<br>[8.0 ± 0.2] | 0.041 ± 0.002<br>[1.05 ± 0.05] |

### Note

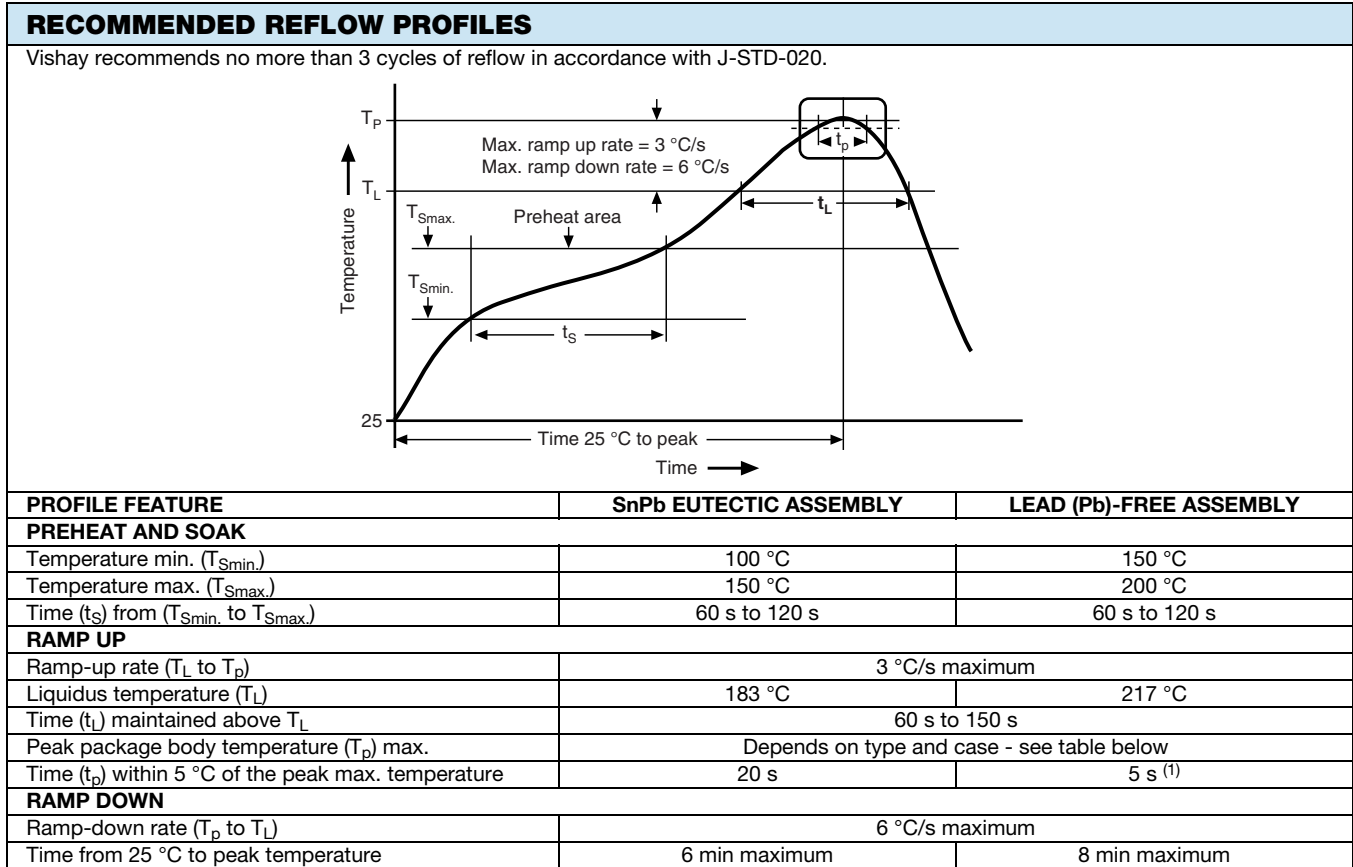
- (1) A<sub>0</sub>, B<sub>0</sub> are determined by the maximum dimensions to the ends of the terminals extending from the component body and / or the body dimensions of the component. The clearance between the ends of the terminals or body of the component to the sides and depth of the cavity (A<sub>0</sub>, B<sub>0</sub>) must be within 0.002" (0.05 mm) minimum and 0.020" (0.50 mm) maximum. The clearance allowed must also prevent rotation of the component within the cavity of not more than 20°



**PACKING AND STORAGE**

Polymer capacitors meet moisture sensitivity level rating (MSL) of 3 or 4 as specified in IPC/JEDEC® J-STD-020 and are dry packaged in moisture barrier bags (MBB) per J-STD-033. MSL for each particular family is defined in the datasheet - either in “Features” section or “Standard Ratings” table. Level 3 specifies a floor life (out of bag) of 168 hours and level 4 specifies a floor life of 72 hours at 30 °C maximum and 60 % relative humidity (RH). Unused capacitors should be re-sealed in the MBB with fresh desiccant. A moisture strip (humidity indicator card) is included in the bag to assure dryness. To remove excess moisture, capacitors can be dried at 40 °C (standard “dry box” conditions).

For detailed recommendations please refer to J-STD-033.



**Note**

<sup>(1)</sup> For T27, lead (Pb)-free capacitors  $t_p = 30$  s

| <b>PEAK PACKAGE BODY TEMPERATURE (<math>T_p</math>) MAXIMUM</b> |                                |  |                         |
|---|--------------------------------|--|-------------------------|
| TYPE  | CASE CODE                      | PEAK PACKAGE BODY TEMPERATURE ( $T_p$ ) MAX. |                         |
|   |                                | SnPb EUTECTIC ASSEMBLY                       | LEAD (Pb)-FREE ASSEMBLY |
| T27   | D                              | 220 °C                                       | 245 °C                  |
| T55   | J, P, A, T, B, C, Z, V, D      | n/a  | 260 °C                  |
| T52   | E5, M1, M9, B2                 |  | 260 °C                  |
| T58   | MM, W9, W0, A0, BB             |  | 260 °C                  |
| T50   | D                              |  | 260 °C                  |
| T51   | D, V                           |  | 260 °C                  |
| T56   | B, D, V                        |  | 250 °C                  |
| T59   | EE, EL                         | 220 °C                                       | 250 °C                  |
| T54   | EL, 3E, 6E, EE, E2, E3, E4, E6 | 220 °C                                       | 250 °C                  |
| 20021   | 3E, 6E, EE, E2, E3, E4, E6     | 220 °C                                       | n/a                     |
| 04051   | B, D                           | 220 °C                                       | n/a                     |

**Notes**

- T50, T51, T52, T55, T56, and T58 capacitors are process sensitive. PSL classification to JEDEC J-STD-075: R4G
- T54 and T59 capacitors with 100 % tin termination are process sensitive. PSL classification to JEDEC J-STD-075: R6G

**MOLDED CAPACITORS, T50 / T51 / T55 / T56 / 04051 TYPES**

| PAD DIMENSIONS in millimeters |                |      |                |          |          |          |
|-------------------------------|----------------|------|----------------|----------|----------|----------|
|                               |                |      |                |          |          |          |
| CASE / DIMENSIONS             | CAPACITOR SIZE |      | PAD DIMENSIONS |          |          |          |
|                               | L              | W    | G (max.)       | Z (min.) | X (min.) | Y (Ref.) |
| J                             | 1.6            | 0.8  | 0.7            | 2.5      | 1.0      | 0.9      |
| P                             | 2.0            | 1.25 | 0.5            | 2.6      | 1.2      | 1.05     |
| A                             | 3.2            | 1.6  | 1.1            | 3.8      | 1.5      | 1.35     |
| T / B                         | 3.5            | 2.8  | 1.4            | 4.1      | 2.7      | 1.35     |
| C                             | 5.8            | 3.2  | 2.9            | 6.9      | 2.7      | 2.0      |
| Z / V / D                     | 7.3            | 4.3  | 4.1            | 8.2      | 2.9      | 2.05     |

**LEADFRAMELESS MOLDED CAPACITORS T52 / T58**

| PAD DIMENSIONS in inches [millimeters] |           |              |              |              |              |
|--|-----------|--------------|--------------|--------------|--------------|
|  |           |              |              |              |              |
| FAMILY                                 | CASE CODE | A (NOM.)     | B (MIN.)     | C (NOM.)     | D (MIN.)     |
| T52                                    | E5        | 0.094 [2.40] | 0.077 [1.95] | 0.180 [4.57] | 0.333 [8.46] |
|  | M1, M9    | 0.178 [4.52] | 0.098 [2.48] | 0.138 [3.50] | 0.333 [8.46] |
|  | B2        | 0.081 [2.06] | 0.057 [1.44] | 0.070 [1.77] | 0.183 [4.64] |
| T58                                    | MM        | 0.024 [0.61] | 0.027 [0.70] | 0.025 [0.64] | 0.080 [2.03] |
|  | W0, W9    | 0.035 [0.89] | 0.029 [0.74] | 0.041 [1.05] | 0.099 [2.52] |
|  | A0        | 0.047 [1.19] | 0.042 [1.06] | 0.065 [1.65] | 0.148 [3.76] |
|  | BB        | 0.094 [2.39] | 0.044 [1.11] | 0.072 [1.82] | 0.159 [4.03] |

**LEADFRAMELESS MOLDED CAPACITORS T59 / T54 / 20021**

| PAD DIMENSIONS in inches [millimeters] |           |               |              |              |              |
|--|-----------|---------------|--------------|--------------|--------------|
|  |           |               |              |              |              |
| FAMILY                                 | CASE CODE | A (NOM.)      | B (MIN.)     | C (NOM.)     | D (MIN.)     |
| T59 / T54                              | EE        | 0.209 [5.30]  | 0.098 [2.50] | 0.169 [4.30] | 0.366 [9.30] |
|  | EL        | 0.098 [2.50]  | 0.098 [2.50] | 0.169 [4.30] | 0.366 [9.30] |
| T54                                    | E2 / E3   | 0.128 [3.24]  | 0.120 [3.04] | 0.154 [3.92] | 0.394 [10.0] |
|  | E4 / E6   | 0.301 [7.64]  | 0.120 [3.04] | 0.154 [3.92] | 0.394 [10.0] |
|  | 3E        | 0.482 [12.24] | 0.120 [3.04] | 0.154 [3.92] | 0.394 [10.0] |
|  | 6E        | 0.482 [12.24] | 0.120 [3.04] | 0.154 [3.92] | 0.394 [10.0] |
| 20021                                  | EE        | 0.209 [5.30]  | 0.098 [2.50] | 0.169 [4.30] | 0.366 [9.30] |

## HERMETICALLY SEALED CAPACITOR T27 TYPE

| PAD DIMENSIONS in inches [millimeters] |              |              |              |              |
|--|--------------|--------------|--------------|--------------|
|  |              |              |              |              |
| CASE CODE                              | A (MIN.)     | B (NOM.)     | C (NOM.)     | D (NOM.)     |
| D                                      | 0.295 [7.50] | 0.138 [3.50] | 0.100 [2.50] | 0.374 [9.50] |

### GUIDE TO APPLICATION

- AC Ripple Current:** the maximum allowable ripple current shall be determined from the formula:

$$I_{RMS} = \sqrt{\frac{P}{R_{ESR}}}$$

where,

P = power dissipation in W at +45 °C as given in the tables in the product datasheets.

R<sub>ESR</sub> = the capacitor equivalent series resistance at the specified frequency.

- AC Ripple Voltage:** the maximum allowable ripple voltage shall be determined from the formula:

$$V_{RMS} = Z \sqrt{\frac{P}{R_{ESR}}}$$

or, from the formula:

$$V_{RMS} = I_{RMS} \times Z$$

where,

P = power dissipation in W at +45 °C as given in the tables in the product datasheets.

R<sub>ESR</sub> = The capacitor equivalent series resistance at the specified frequency.

Z = The capacitor impedance at the specified frequency.

- The tantalum capacitors must be used in such a condition that the sum of the working voltage and ripple voltage peak values does not exceed the rated voltage as shown in figure below.



- Temperature Derating:** power dissipation is affected by the heat sinking capability of the mounting surface. If these capacitors are to be operated at temperatures above +45 °C, the permissible ripple current (or voltage) shall be calculated using the derating coefficient as shown in the table below:

| MAXIMUM RIPPLE CURRENT TEMPERATURE DERATING FACTOR |      |
|--|------|
| ≤ 45 °C  | 1.0  |
| 55 °C  | 0.8  |
| 85 °C  | 0.6  |
| 105 °C   | 0.4  |
| 125 °C   | 0.25 |

- Reverse Voltage:** the capacitors are not intended for use with reverse voltage applied. However, they are capable of withstanding momentary reverse voltage peaks, which must not exceed the following values:  
At 25 °C: 10 % of the rated voltage or 1 V, whichever is smaller.

At 85 °C: 5 % of the rated voltage or 0.5 V, whichever is smaller.

At 105 °C: 3 % of the rated voltage or 0.3 V, whichever is smaller.

- Mounting Precautions:**

- Soldering:** capacitors can be attached by conventional soldering techniques; vapor phase, convection reflow, infrared reflow, wave soldering, and hot plate methods. The soldering profile charts show recommended time / temperature conditions for soldering. Preheating is recommended. The recommended maximum ramp rate is 3 °C per second. Attachment with a soldering iron is not recommended due to the difficulty of controlling temperature and time at temperature. The soldering iron must never come in contact with the capacitor. For details see [www.vishay.com/doc?40214](http://www.vishay.com/doc?40214).

5.2 **Limit Pressure on Capacitor Installation with Mounter:** pressure must not exceed 4.9 N with a tool end diameter of 1.5 mm when applied to the capacitors using an absorber, centering tweezers, or similar (maximum permitted pressurization time: 5 s). An excessively low absorber setting position would result in not only the application of undue force to the capacitors but capacitor and other component scattering, circuit board wiring breakage, and / or cracking as well, particularly when the capacitors are mounted together with other chips having a height of 1 mm or less.

### 5.3 Flux Selection

5.3.1 Select a flux that contains a minimum of chlorine and amine.

5.3.2 After flux use, the chlorine and amine in the flux remain must be removed.

5.4 **Cleaning After Mounting:** the following solvents are usable when cleaning the capacitors after mounting. Never use a highly active solvent.

- Halogen organic solvent (HCFC225, etc.)
- Alcoholic solvent (IPA, ethanol, etc.)
- Petroleum solvent, alkali saponifying agent, water, etc.

Circuit board cleaning must be conducted at a temperature of not higher than 50 °C and for an immersion time of not longer than 30 minutes. When an ultrasonic cleaning method is used, cleaning must be conducted at a frequency of 48 kHz or lower, at an vibrator output of 0.02 W/cm<sup>3</sup>, at a temperature of not higher than 40 °C, and for a time of 5 minutes or shorter.

#### Notes

- Care must be exercised in cleaning process so that the mounted capacitor will not come into contact with any cleaned object or the like or will not get rubbed by a stiff brush or similar. If such precautions are not taken particularly when the ultrasonic cleaning method is employed, terminal breakage may occur
- When performing ultrasonic cleaning under conditions other than stated above, conduct adequate advance checkout



## Disclaimer

ALL PRODUCT, PRODUCT SPECIFICATIONS AND DATA ARE SUBJECT TO CHANGE WITHOUT NOTICE TO IMPROVE RELIABILITY, FUNCTION OR DESIGN OR OTHERWISE.

Vishay Intertechnology, Inc., its affiliates, agents, and employees, and all persons acting on its or their behalf (collectively, "Vishay"), disclaim any and all liability for any errors, inaccuracies or incompleteness contained in any datasheet or in any other disclosure relating to any product.

Vishay makes no warranty, representation or guarantee regarding the suitability of the products for any particular purpose or the continuing production of any product. To the maximum extent permitted by applicable law, Vishay disclaims (i) any and all liability arising out of the application or use of any product, (ii) any and all liability, including without limitation special, consequential or incidental damages, and (iii) any and all implied warranties, including warranties of fitness for particular purpose, non-infringement and merchantability.

Statements regarding the suitability of products for certain types of applications are based on Vishay's knowledge of typical requirements that are often placed on Vishay products in generic applications. Such statements are not binding statements about the suitability of products for a particular application. It is the customer's responsibility to validate that a particular product with the properties described in the product specification is suitable for use in a particular application. Parameters provided in datasheets and / or specifications may vary in different applications and performance may vary over time. All operating parameters, including typical parameters, must be validated for each customer application by the customer's technical experts. Product specifications do not expand or otherwise modify Vishay's terms and conditions of purchase, including but not limited to the warranty expressed therein.

Hyperlinks included in this datasheet may direct users to third-party websites. These links are provided as a convenience and for informational purposes only. Inclusion of these hyperlinks does not constitute an endorsement or an approval by Vishay of any of the products, services or opinions of the corporation, organization or individual associated with the third-party website. Vishay disclaims any and all liability and bears no responsibility for the accuracy, legality or content of the third-party website or for that of subsequent links.

Except as expressly indicated in writing, Vishay products are not designed for use in medical, life-saving, or life-sustaining applications or for any other application in which the failure of the Vishay product could result in personal injury or death. Customers using or selling Vishay products not expressly indicated for use in such applications do so at their own risk. Please contact authorized Vishay personnel to obtain written terms and conditions regarding products designed for such applications.

No license, express or implied, by estoppel or otherwise, to any intellectual property rights is granted by this document or by any conduct of Vishay. Product names and markings noted herein may be trademarks of their respective owners.

## Looking for pricing, stock, or lifecycle information?

Click below to explore more details on WIN SOURCE:

 [View T55B227M6R3C0025 on WIN SOURCE](#)

 [Vishay Information](#)

## Optimize Your Supply Chain with WIN SOURCE Solutions

-  Global Sourcing Solution
-  Obsolete Management
-  Cost Control Management
-  Shortage Management
-  Alternative Solution
-  Excess Inventory Management