



**THE DATASHEET OF
SUT-H-6332-20A00-PGT-TT-NI**



Axial Lead Fuse, 6.3x32 mm, up to 50 A, high melting I²t

new



UL 248-14 · 250 VAC · 100 VDC · Time-Lag T

See below:
[Approvals and Compliances](#)

Description

- Robust 6.3x32 fuse for high power and inrush current requirements

Unique Selling Proposition

- High I²t at high breaking capacity rating
 - Current Range up to 50 A


Applications

- Single-phase high current applications up to 50 A

References

Weblinks
[pdf data sheet](#), [html datasheet](#), [General Product Information](#), [Distributor-Stock-Check](#), [Detailed request for product](#)

Technical Data

Rated Voltage	250VAC/ 100VDC
Rated current	10 - 50A
Breaking Capacity	500A - 10kA
Characteristic	Time-Lag T
Admissible Ambient Temp.	-40 °C to 85 °C
Climatic Category	40/085/21 acc. to IEC 60068-1
Material: Tube	Ceramics
Material: Endcaps	Nickel-Plated Brass
Material: Axial Leads	Tin-Plated Copper
Material: Filler	Sand
Unit Weight	3.9 g
Storage Conditions	0 °C to 50 °C, max. 70% r.h.
Product Marking	 Type, Rated current, Rated Voltage, Certification marks

Soldering Methods	Wave Soldering Profile
Solderability	235 °C / 2 sec acc. to IEC 60068-2-20, Test Ta, method 1
Resistance to Soldering Heat	260 °C / 5 sec acc. to IEC 60068-2-20, Test Tb, method 1A


Approvals and Compliances

Detailed information on product approvals, code requirements, usage instructions and detailed test conditions can be looked up in [Details about Approvals](#)

SCHURTER products are designed for use in industrial environments. They have approvals from independent testing bodies according to national and international standards. Products with specific characteristics and requirements such as required in the automotive sector according to IATF 16949, medical technology according to ISO 13485 or in the aerospace industry can be offered exclusively with customer-specific, individual agreements by SCHURTER.



Approvals

The approval mark is used by the testing authorities to certify compliance with the safety requirements placed on electronic products.
 Approval Reference Type: SUT-H 6.3x32 Pigtail

Approval Logo	Certificates	Certification Body	Description
	UL Approvals	UL	UR File Number: E184831


Product standards

Product standards that are referenced

Organization	Design	Standard	Description
	Designed according to	UL 248-14	Low voltage fuses - Part 14: Supplemental fuses
	Designed according to	CSA22.2 No. 248.14	Low-Voltage Fuses - Part 14: Supplemental Fuses






Application standards

Application standards where the product can be used


Organization	Design	Standard	Description
	Suitable for applications acc.	IEC/UL 62368-1	Audio/video, information and communication technology equipment - Part 1: Safety requirements

Compliances

The product complies with following Guide Lines

Identification	Details	Initiator	Description
	CE declaration of conformity	SCHURTER AG	The CE marking declares that the product complies with the applicable requirements laid down in the harmonisation of Community legislation on its affixing in accordance with EU Regulation 765/2008.
	UKCA declaration of conformity	SCHURTER AG	The UKCA marking declares that the product complies with the applicable requirements laid down in the British Amendment of Regulation (EC) 765/2008.
	RoHS	SCHURTER AG	Directive RoHS 2011/65/EU, Amendment (EU) 2015/863
	China RoHS	SCHURTER AG	The law SJ / T 11363-2006 (China RoHS) has been in force since 1 March 2007. It is similar to the EU directive RoHS.
	REACH	SCHURTER AG	On 1 June 2007, Regulation (EC) No 1907/2006 on the Registration, Evaluation, Authorization and Restriction of Chemicals 1 (abbreviated as "REACH") entered into force.

Dimension [mm]

 6.3 mm



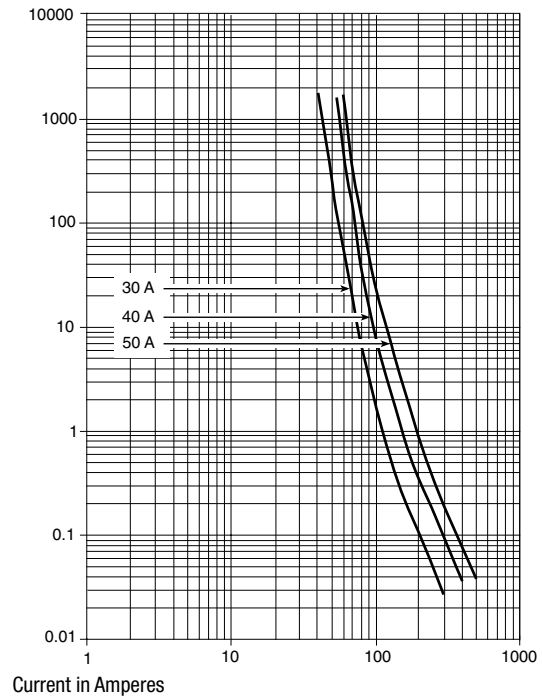
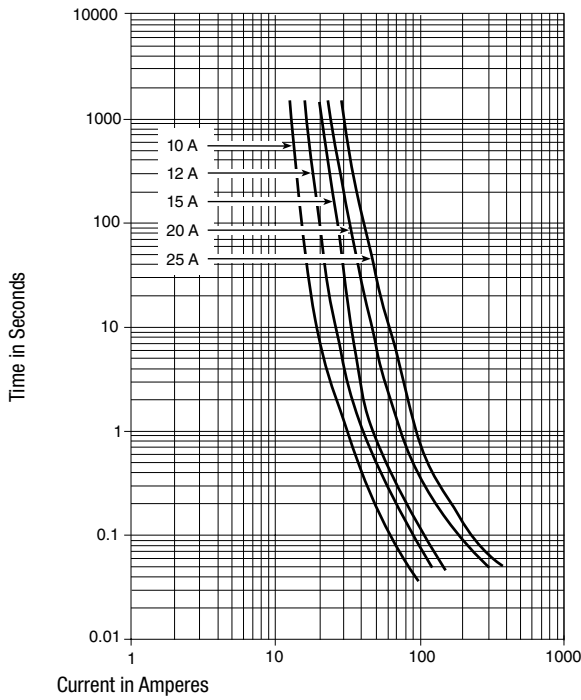
$I_n \leq 30 \text{ A}$: $\text{Ø}A = 1.0 \text{ mm}$
 $I_n \geq 40 \text{ A}$: $\text{Ø}A = 1.2 \text{ mm}$

Pre-Arcing Time


Rated Current I_n 1.35 x I_n max. 2.0 x I_n min. 2.0 x I_n max.


10 A - 50 A	60 min	5 s	60 s
-------------	--------	-----	------

Time-Current-Curves



All Variants

Rated Current [A]	Rated Voltage [VAC]	Rated Voltage [VDC]	Breaking Capacity	Voltage Drop 1.0 I _n typ. [mV]	Power Dissipation 1.0 I _n typ. [mW]	Melting Pt 10.0 I _n typ. [A ² s]		Order Number
10	250	100	1)	142	1420	364	●	8020.0602.H.PT
12	250	100	1)	114	1368	788	●	8020.0603.H.PT
15	250	100	1)	116	1739	1058	●	8020.0604.H.PT
20	250	100	1)	111	2213	3540	●	8020.0605.H.PT
25	250	100	1)	99	2476	5275	●	8020.0606.H.PT
30	250	100	1)	109	3258	2475	●	8020.0607.H.PT
40	250	80	2)	100	3998	5867	●	8020.0608.H.PT
50	250	70	3)	96	4810	9908	●	8020.0609.H.PT

 Most Popular.

Availability for all products can be searched real-time: <https://www.schurter.com/en/info-center/support-tools/stock-check-distributors>

- 1) 500A @ 250VAC, cosφ = 0.7-0.8 / 10kA @ 125VAC, cosφ = 0.7-0.8 / 500A @ 100VDC, τ <= 3ms
- 2) 500A @ 250VAC, cosφ = 0.7-0.8 / 10kA @ 125VAC, cosφ = 0.7-0.8 / 500A @ 80VDC, τ <= 3ms
- 3) 500A @ 250VAC, cosφ = 0.7-0.8 / 10kA @ 125VAC, cosφ = 0.7-0.8 / 500A @ 70VDC, τ <= 3ms

Packaging Unit

Bulk (100 pcs.)

Looking for pricing, stock, or lifecycle information?

Click below to explore more details on WIN SOURCE:

- ⊖ [View SUT-H-6332-20A00-PGT-TT-NI on WIN SOURCE](#)
- ⊖ [Schurter Inc. Information](#)

Optimize Your Supply Chain with WIN SOURCE Solutions

- ✓ Global Sourcing Solution
- ✓ Obsolete Management
- ✓ Cost Control Management
- ✓ Shortage Management
- ✓ Alternative Solution
- ✓ Excess Inventory Management