



THE DATASHEET OF SMLJ26A-TP



| | |
|---|----------------|
|  | E480232 |
|---|----------------|

Features

- For Surface Mount Application in Order to Optimize Board Space
- Built-in Strain Relief
- Glass Passivated Junction
- For Bidirectional Devices Add "C" To The Suffix of The Part Number: i.e.SMLJ5.0CA for 5% Tolerance
- Excellent Clamping Capability
- Repetition Rate(duty cycle):0.5%
- Fast Response Time: Typical Less Than 1ps From 0V to BV Min
- Typical I_D Less than $1\mu A$ Above 10V
- ESD Protected up to 16KV (HBM)
- High Temperature Soldering: 260°C/10 Seconds at Terminals
- Halogen Free. "Green" Device (Note 1)
- Moisture Sensitivity Level 1
- Epoxy Meets UL 94 V-0 Flammability Rating
- Lead Free Finish/RoHS Compliant (Note2) ("P" Suffix Designates RoHS Compliant. See Ordering Information)

Mechanical Data

- Polarity: Color Band Denotes Positive End(Cathode) Except Bi-directional Types
- Weight: 0.007 ounce, 0.21 gram
- Standard Packaging: 16mm Tape Per (EIA 481).
- Terminals: Solderable Per MIL-STD-750, Method 2026

Maximum Ratings

- Operating Junction Temperature Range: -55°C to +175°C
- Storage Temperature Range: -55°C to +175°C
- Thermal Resistance: 17.5°C/W Junction to Lead
- Thermal Resistance: 75°C/W Junction to Ambient

Electrical Characteristics @ 25°C Unless Otherwise Specified

| | | | |
|--|-----------|---------------|----------------|
| Peak Pulse Power Surge Current on 10/1000µs Waveform | I_{PPM} | See the Table | Note 3, Fig3 |
| Peak Pulse Power Dissipation on 10/1000µs Waveform | P_{PPM} | 3000W(Min) | Note 3,4, Fig1 |

Note:

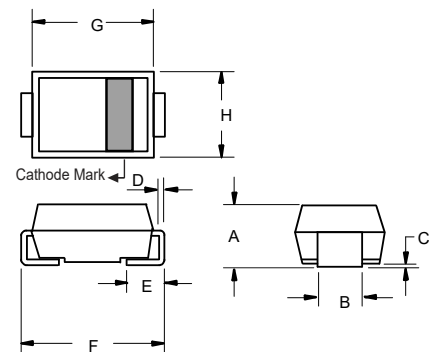
1. Halogen free "Green" products are defined as those which contain <900ppm bromine, <900ppm chlorine (<1500ppm total Br + Cl) and <1000ppm antimony compounds.
2. High Temperature Solder Exemption Applied, see EU Directive Annex 7a.
3. Non-repetitive current pulse, per Fig.3 and derated above $T_A=25^\circ C$ per Fig.4.
4. Mounted on 8.0mm² copper pads to each terminal.

Pin Configuration:



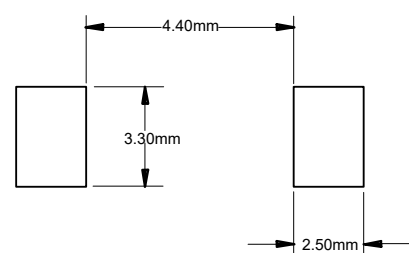
**3000 Watt TVS
5.0 to 440 Volts**

**SMC (DO-214AB)
(LEAD FRAME)**



| DIM | DIMENSIONS | | | | NOTE |
|-----|------------|-------|-------|-------|------|
| | INCHES | | MM | | |
| | MIN | MAX | MIN | MAX | |
| A | 0.079 | 0.103 | 2.00 | 2.62 | |
| B | 0.108 | 0.128 | 2.75 | 3.25 | |
| C | 0.002 | 0.008 | 0.051 | 0.203 | |
| D | 0.006 | 0.012 | 0.152 | 0.305 | |
| E | 0.030 | 0.060 | 0.76 | 1.52 | |
| F | 0.305 | 0.320 | 7.75 | 8.13 | |
| G | 0.260 | 0.280 | 6.60 | 7.11 | |
| H | 0.220 | 0.245 | 5.59 | 6.22 | |

Suggested Solder Pad Layout



Electrical Characteristics @ 25°C Unless Otherwise Specified

| MCC Part Number | Reverse Stand-Off Voltage | Breakdown Voltage $V_{BR}(V)$ | | Test Current | Max. Clamping Voltage @ I_{PP} | Peak Pulse Current | Reverse Leakage Current@ V_{WM} | Marking Code |
|-----------------|---------------------------|-------------------------------|------|--------------|----------------------------------|--------------------|-----------------------------------|--------------|
| | $V_{WM}(V)$ | Min | Max | $I_T(mA)$ | $V_C(V)$ | $I_{PP}(A)$ | $I_D(\mu A)$ | |
| SMLJ5.0C | 5.0 | 6.40 | 7.30 | 10 | 9.6 | 312.5 | 1000 | DDD |
| SMLJ5.0CA | 5.0 | 6.40 | 7.00 | 10 | 9.2 | 326.0 | 1000 | DDE |
| SMLJ6.0C | 6.0 | 6.67 | 8.15 | 10 | 11.4 | 263.2 | 1000 | DDF |
| SMLJ6.0CA | 6.0 | 6.67 | 7.37 | 10 | 10.3 | 291.3 | 1000 | DDG |
| SMLJ6.5C | 6.5 | 7.22 | 8.82 | 10 | 12.3 | 243.9 | 500 | DDH |
| SMLJ6.5CA | 6.5 | 7.22 | 7.98 | 10 | 11.2 | 267.9 | 500 | DDK |
| SMLJ7.0C | 7.0 | 7.78 | 9.51 | 10 | 13.3 | 225.6 | 200 | DDL |
| SMLJ7.0CA | 7.0 | 7.78 | 8.60 | 10 | 12.0 | 250.0 | 200 | DDM |
| SMLJ7.5C | 7.5 | 8.33 | 10.2 | 1 | 14.3 | 209.8 | 100 | DDN |
| SMLJ7.5CA | 7.5 | 8.33 | 9.21 | 1 | 12.9 | 232.6 | 100 | DDP |
| SMLJ8.0C | 8.0 | 8.89 | 10.9 | 1 | 15.0 | 200.0 | 50 | DDQ |
| SMLJ8.0CA | 8.0 | 8.89 | 9.83 | 1 | 13.6 | 220.6 | 50 | DDR |
| SMLJ8.5C | 8.5 | 9.44 | 11.5 | 1 | 15.9 | 188.6 | 25 | DDS |
| SMLJ8.5CA | 8.5 | 9.44 | 10.4 | 1 | 14.4 | 208.4 | 25 | DDT |
| SMLJ9.0C | 9.0 | 10.0 | 12.2 | 1 | 16.9 | 177.4 | 10 | DDU |
| SMLJ9.0CA | 9.0 | 10.0 | 11.1 | 1 | 15.4 | 194.8 | 10 | DDV |
| SMLJ10C | 10 | 11.1 | 13.6 | 1 | 18.8 | 159.6 | 5 | DDW |
| SMLJ10CA | 10 | 11.1 | 12.3 | 1 | 17.0 | 176.4 | 5 | DDX |
| SMLJ11C | 11 | 12.2 | 14.9 | 1 | 20.1 | 149.2 | 2 | DDY |
| SMLJ11CA | 11 | 12.2 | 13.5 | 1 | 18.2 | 164.8 | 2 | DDZ |
| SMLJ12C | 12 | 13.3 | 16.3 | 1 | 22.0 | 136.4 | 2 | DED |
| SMLJ12CA | 12 | 13.3 | 14.7 | 1 | 19.9 | 150.6 | 2 | DEE |
| SMLJ13C | 13 | 14.4 | 17.6 | 1 | 23.8 | 126.0 | 2 | DEF |
| SMLJ13CA | 13 | 14.4 | 15.9 | 1 | 21.5 | 139.4 | 2 | DEG |
| SMLJ14C | 14 | 15.6 | 19.1 | 1 | 25.8 | 116.2 | 2 | DEH |
| SMLJ14CA | 14 | 15.6 | 17.2 | 1 | 23.2 | 129.4 | 2 | DEK |
| SMLJ15C | 15 | 16.7 | 20.4 | 1 | 26.9 | 111.6 | 2 | DEL |
| SMLJ15CA | 15 | 16.7 | 18.5 | 1 | 24.4 | 123.0 | 2 | DEM |
| SMLJ16C | 16 | 17.8 | 21.8 | 1 | 28.8 | 104.2 | 2 | DEN |
| SMLJ16CA | 16 | 17.8 | 19.7 | 1 | 26.0 | 115.4 | 2 | DEP |
| SMLJ17C | 17 | 18.9 | 23.1 | 1 | 30.5 | 98.4 | 2 | DEQ |
| SMLJ17CA | 17 | 18.9 | 20.9 | 1 | 27.6 | 106.6 | 2 | DER |
| SMLJ18C | 18 | 20.0 | 24.4 | 1 | 32.2 | 93.2 | 2 | DES |
| SMLJ18CA | 18 | 20.0 | 22.1 | 1 | 29.2 | 102.8 | 2 | DET |
| SMLJ20C | 20 | 22.2 | 27.1 | 1 | 35.8 | 83.8 | 2 | DEU |
| SMLJ20CA | 20 | 22.2 | 24.5 | 1 | 32.4 | 92.6 | 2 | DEV |
| SMLJ22C | 22 | 24.4 | 29.8 | 1 | 39.4 | 76.2 | 2 | DEW |
| SMLJ22CA | 22 | 24.4 | 26.9 | 1 | 35.5 | 84.4 | 2 | DEX |
| SMLJ24C | 24 | 26.7 | 32.6 | 1 | 43.0 | 69.8 | 2 | DEY |
| SMLJ24CA | 24 | 26.7 | 29.5 | 1 | 38.9 | 77.2 | 2 | DEZ |
| SMLJ26C | 26 | 28.9 | 35.3 | 1 | 46.6 | 64.4 | 2 | DFD |
| SMLJ26CA | 26 | 28.9 | 31.9 | 1 | 42.1 | 71.2 | 2 | DFE |
| SMLJ28C | 28 | 31.1 | 38.0 | 1 | 50.0 | 60.0 | 2 | DFF |
| SMLJ28CA | 28 | 31.1 | 34.4 | 1 | 45.4 | 66.0 | 2 | DFG |
| SMLJ30C | 30 | 33.3 | 40.7 | 1 | 53.5 | 56.0 | 2 | DFH |

For parts without A, the VBR is +10%.

Electrical Characteristics @ 25°C Unless Otherwise Specified

| MCC Part Number | Reverse Stand-Off Voltage | Breakdown Voltage $V_{BR}(V)$ | | Test Current | Max. Clamping Voltage @ I_{PP} | Peak Pulse Current | Reverse Leakage Current@ V_{WM} | Marking Code |
|-----------------|---------------------------|-------------------------------|------|--------------|----------------------------------|--------------------|-----------------------------------|--------------|
| | $V_{WM}(V)$ | Min | Max | $I_T(mA)$ | $V_C(V)$ | $I_{PP}(A)$ | $I_D(\mu A)$ | |
| SMLJ30CA | 30 | 33.3 | 36.8 | 1 | 48.4 | 62.0 | 2 | DFK |
| SMLJ33C | 33 | 36.7 | 44.9 | 1 | 59.0 | 50.4 | 2 | DFL |
| SMLJ33CA | 33 | 36.7 | 40.6 | 1 | 53.3 | 56.2 | 2 | DFM |
| SMLJ36C | 36 | 40.0 | 48.9 | 1 | 64.3 | 46.6 | 2 | DFN |
| SMLJ36CA | 36 | 40.0 | 44.2 | 1 | 58.1 | 51.6 | 2 | DFP |
| SMLJ40C | 40 | 44.4 | 54.3 | 1 | 71.4 | 42.0 | 2 | DFQ |
| SMLJ40CA | 40 | 44.4 | 49.1 | 1 | 64.5 | 46.4 | 2 | DFR |
| SMLJ43C | 43 | 47.8 | 58.4 | 1 | 76.7 | 39.2 | 2 | DFS |
| SMLJ43CA | 43 | 47.8 | 52.8 | 1 | 69.4 | 43.2 | 2 | DFT |
| SMLJ45C | 45 | 50.0 | 61.1 | 1 | 80.3 | 37.4 | 2 | DFU |
| SMLJ45CA | 45 | 50.0 | 55.3 | 1 | 72.7 | 41.2 | 2 | DFV |
| SMLJ48C | 48 | 53.3 | 65.1 | 1 | 85.5 | 35.0 | 2 | DFW |
| SMLJ48CA | 48 | 53.3 | 58.9 | 1 | 77.4 | 38.8 | 2 | DFX |
| SMLJ51C | 51 | 56.7 | 69.3 | 1 | 91.1 | 37.0 | 2 | DFY |
| SMLJ51CA | 51 | 56.7 | 62.7 | 1 | 82.4 | 36.4 | 2 | DFZ |
| SMLJ54C | 54 | 60.0 | 73.3 | 1 | 96.3 | 31.2 | 2 | DGD |
| SMLJ54CA | 54 | 60.0 | 66.3 | 1 | 87.1 | 34.4 | 2 | DGE |
| SMLJ58C | 58 | 64.4 | 78.7 | 1 | 103 | 39.2 | 2 | DGF |
| SMLJ58CA | 58 | 64.4 | 71.2 | 1 | 93.6 | 32.0 | 2 | DGG |
| SMLJ60C | 60 | 66.7 | 81.5 | 1 | 107 | 28.0 | 2 | DGH |
| SMLJ60CA | 60 | 66.7 | 73.7 | 1 | 96.8 | 31.0 | 2 | DGK |
| SMLJ64C | 64 | 71.1 | 86.9 | 1 | 114 | 26.4 | 2 | DGL |
| SMLJ64CA | 64 | 71.1 | 78.6 | 1 | 103 | 29.2 | 2 | DGM |
| SMLJ70C | 70 | 77.8 | 95.1 | 1 | 125 | 24.0 | 2 | DGN |
| SMLJ70CA | 70 | 77.8 | 86.0 | 1 | 113 | 26.6 | 2 | DGP |
| SMLJ75C | 75 | 83.3 | 102 | 1 | 134 | 22.4 | 2 | DGQ |
| SMLJ75CA | 75 | 83.3 | 92.1 | 1 | 121 | 24.8 | 2 | DGR |
| SMLJ78C | 78 | 86.7 | 106 | 1 | 139 | 21.6 | 2 | DGS |
| SMLJ78CA | 78 | 86.7 | 95.8 | 1 | 126 | 22.8 | 2 | DGT |
| SMLJ85C | 85 | 94.4 | 115 | 1 | 151 | 19.8 | 2 | DGU |
| SMLJ85CA | 85 | 94.4 | 104 | 1 | 137 | 20.8 | 2 | DGV |
| SMLJ90C | 90 | 100 | 122 | 1 | 160 | 18.8 | 2 | DGW |
| SMLJ90CA | 90 | 100 | 111 | 1 | 146 | 20.6 | 2 | DGX |
| SMLJ100C | 100 | 111 | 136 | 1 | 179 | 16.8 | 2 | DGY |
| SMLJ100CA | 100 | 111 | 123 | 1 | 162 | 18.6 | 2 | DGZ |
| SMLJ110C | 110 | 122 | 149 | 1 | 196 | 15.4 | 2 | DHD |
| SMLJ110CA | 110 | 122 | 135 | 1 | 177 | 16.8 | 2 | DHE |
| SMLJ120C | 120 | 133 | 163 | 1 | 214 | 14.0 | 2 | DHF |
| SMLJ120CA | 120 | 133 | 147 | 1 | 193 | 15.6 | 2 | DHG |
| SMLJ130C | 130 | 144 | 176 | 1 | 231 | 13.0 | 2 | DHH |
| SMLJ130CA | 130 | 144 | 159 | 1 | 209 | 14.4 | 2 | DHK |
| SMLJ150C | 150 | 167 | 204 | 1 | 268 | 11.2 | 2 | DHL |
| SMLJ150CA | 150 | 167 | 185 | 1 | 243 | 12.4 | 2 | DHM |
| SMLJ160C | 160 | 178 | 218 | 1 | 287 | 10.4 | 2 | DHN |
| SMLJ160CA | 160 | 178 | 197 | 1 | 259 | 11.6 | 2 | DHP |
| SMLJ170C | 170 | 189 | 231 | 1 | 304 | 9.8 | 2 | DHQ |

For parts without A, the VBR is +10%.

Electrical Characteristics @ 25°C Unless Otherwise Specified

| MCC Part Number | Reverse Stand-Off Voltage | Breakdown Voltage $V_{BR}(V)$ | | Test Current | Max. Clamping Voltage @ I_{PP} | Peak Pulse Current | Reverse Leakage Current @ V_{WM} | Marking Code |
|-----------------|---------------------------|-------------------------------|------|--------------|----------------------------------|--------------------|------------------------------------|--------------|
| | $V_{WM}(V)$ | Min | Max | $I_T(mA)$ | $V_C(V)$ | $I_{PP}(A)$ | $I_D(\mu A)$ | |
| SMLJ170CA | 170 | 189 | 209 | 1 | 275 | 11.0 | 2 | DHR |
| SMLJ180CA | 180 | 200 | 220 | 5 | 291.6 | 10.29 | 2 | DHT |
| SMLJ190CA | 190 | 211 | 232 | 5 | 307.8 | 9.75 | 2 | DHV |
| SMLJ200CA | 200 | 224 | 247 | 5 | 324 | 9.26 | 2 | DHW |
| SMLJ220CA | 220 | 246 | 272 | 5 | 356 | 8.43 | 2 | DHX |
| SMLJ250CA | 250 | 279 | 309 | 5 | 405 | 7.41 | 2 | DHZ |
| SMLJ300CA | 300 | 335 | 371 | 5 | 486 | 6.17 | 2 | DJE |
| SMLJ350CA | 350 | 391 | 432 | 5 | 567 | 5.29 | 2 | DJG |
| SMLJ400CA | 400 | 447 | 494 | 5 | 648 | 4.63 | 2 | DJK |
| SMLJ440CA | 440 | 492 | 543 | 5 | 713 | 4.21 | 2 | DJM |
| SMLJ5.0 | 5.0 | 6.40 | 7.30 | 10 | 9.6 | 312.5 | 1000 | RDD |
| SMLJ5.0A | 5.0 | 6.40 | 7.00 | 10 | 9.2 | 326.0 | 1000 | RDE |
| SMLJ6.0 | 6.0 | 6.67 | 8.15 | 10 | 11.4 | 263.2 | 1000 | RDF |
| SMLJ6.0A | 6.0 | 6.67 | 7.37 | 10 | 10.3 | 291.3 | 1000 | RDG |
| SMLJ6.5 | 6.5 | 7.22 | 8.82 | 10 | 12.3 | 243.9 | 500 | RDH |
| SMLJ6.5A | 6.5 | 7.22 | 7.98 | 10 | 11.2 | 267.9 | 500 | RDK |
| SMLJ7.0 | 7.0 | 7.78 | 9.51 | 10 | 13.3 | 225.6 | 200 | PDL |
| SMLJ7.0A | 7.0 | 7.78 | 8.60 | 10 | 12.0 | 250.0 | 200 | PDM |
| SMLJ7.5 | 7.5 | 8.33 | 10.2 | 1 | 14.3 | 209.8 | 100 | PDN |
| SMLJ7.5A | 7.5 | 8.33 | 9.21 | 1 | 12.9 | 232.6 | 100 | PDP |
| SMLJ8.0 | 8.0 | 8.89 | 10.9 | 1 | 15.0 | 200.0 | 50 | PDQ |
| SMLJ8.0A | 8.0 | 8.89 | 9.83 | 1 | 13.6 | 220.6 | 50 | PDR |
| SMLJ8.5 | 8.5 | 9.44 | 11.5 | 1 | 15.9 | 188.6 | 25 | PDS |
| SMLJ8.5A | 8.5 | 9.44 | 10.4 | 1 | 14.4 | 208.4 | 25 | PDT |
| SMLJ9.0 | 9.0 | 10.0 | 12.2 | 1 | 16.9 | 177.4 | 10 | PDU |
| SMLJ9.0A | 9.0 | 10.0 | 11.1 | 1 | 15.4 | 194.8 | 10 | PDV |
| SMLJ10 | 10 | 11.1 | 13.6 | 1 | 18.8 | 159.6 | 5 | PDW |
| SMLJ10A | 10 | 11.1 | 12.3 | 1 | 17.0 | 176.4 | 5 | PDX |
| SMLJ11 | 11 | 12.2 | 14.9 | 1 | 20.1 | 149.2 | 2 | PDY |
| SMLJ11A | 11 | 12.2 | 13.5 | 1 | 18.2 | 164.8 | 2 | PDZ |
| SMLJ12 | 12 | 13.3 | 16.3 | 1 | 22.0 | 136.4 | 2 | PED |
| SMLJ12A | 12 | 13.3 | 14.7 | 1 | 19.9 | 150.6 | 2 | PEE |
| SMLJ13 | 13 | 14.4 | 17.6 | 1 | 23.8 | 126.0 | 2 | PEF |
| SMLJ13A | 13 | 14.4 | 15.9 | 1 | 21.5 | 139.4 | 2 | PEG |
| SMLJ14 | 14 | 15.6 | 19.1 | 1 | 25.8 | 116.2 | 2 | PEH |
| SMLJ14A | 14 | 15.6 | 17.2 | 1 | 23.2 | 129.4 | 2 | PEK |
| SMLJ15 | 15 | 16.7 | 20.4 | 1 | 26.9 | 111.6 | 2 | PEL |
| SMLJ15A | 15 | 16.7 | 18.5 | 1 | 24.4 | 123.0 | 2 | PEM |
| SMLJ16 | 16 | 17.8 | 21.8 | 1 | 28.8 | 104.2 | 2 | PEN |
| SMLJ16A | 16 | 17.8 | 19.7 | 1 | 26.0 | 115.4 | 2 | PEP |
| SMLJ17 | 17 | 18.9 | 23.1 | 1 | 30.5 | 98.4 | 2 | PEQ |
| SMLJ17A | 17 | 18.9 | 20.9 | 1 | 27.6 | 106.6 | 2 | PER |
| SMLJ18 | 18 | 20.0 | 24.4 | 1 | 32.2 | 93.2 | 2 | PES |
| SMLJ18A | 18 | 20.0 | 22.1 | 1 | 29.2 | 102.8 | 2 | PET |
| SMLJ20 | 20 | 22.2 | 27.1 | 1 | 35.8 | 83.8 | 2 | PEU |
| SMLJ20A | 20 | 22.2 | 24.5 | 1 | 32.4 | 92.6 | 2 | PEV |

For parts without A, the VBR is +10%.

Electrical Characteristics @ 25°C Unless Otherwise Specified

| MCC Part Number | Reverse Stand-Off Voltage | Breakdown Voltage $V_{BR}(V)$ | | Test Current | Max. Clamping Voltage @ I_{PP} | Peak Pulse Current | Reverse Leakage Current@ V_{WM} | Marking Code |
|-----------------|---------------------------|-------------------------------|------|--------------|----------------------------------|--------------------|-----------------------------------|--------------|
| | $V_{WM}(V)$ | Min | Max | $I_T(mA)$ | $V_C(V)$ | $I_{PP}(A)$ | $I_D(\mu A)$ | |
| SMLJ22 | 22 | 24.4 | 29.8 | 1 | 39.4 | 76.2 | 2 | PEW |
| SMLJ22A | 22 | 24.4 | 26.9 | 1 | 35.5 | 84.4 | 2 | PEX |
| SMLJ24 | 24 | 26.7 | 32.6 | 1 | 43.0 | 69.8 | 2 | PEY |
| SMLJ24A | 24 | 26.7 | 29.5 | 1 | 38.9 | 77.2 | 2 | PEZ |
| SMLJ26 | 26 | 28.9 | 35.3 | 1 | 46.6 | 64.4 | 2 | PFD |
| SMLJ26A | 26 | 28.9 | 31.9 | 1 | 42.1 | 71.2 | 2 | PFE |
| SMLJ28 | 28 | 31.1 | 38.0 | 1 | 50.0 | 60.0 | 2 | PFF |
| SMLJ28A | 28 | 31.1 | 34.4 | 1 | 45.4 | 66.0 | 2 | PFG |
| SMLJ30 | 30 | 33.3 | 40.7 | 1 | 53.5 | 56.0 | 2 | PFH |
| SMLJ30A | 30 | 33.3 | 36.8 | 1 | 48.4 | 62.0 | 2 | PFK |
| SMLJ33 | 33 | 36.7 | 44.9 | 1 | 59.0 | 50.4 | 2 | PFL |
| SMLJ33A | 33 | 36.7 | 40.6 | 1 | 53.3 | 56.2 | 2 | PFM |
| SMLJ36 | 36 | 40.0 | 48.9 | 1 | 64.3 | 46.6 | 2 | PFN |
| SMLJ36A | 36 | 40.0 | 44.2 | 1 | 58.1 | 51.6 | 2 | PFP |
| SMLJ40 | 40 | 44.4 | 54.3 | 1 | 71.4 | 42.0 | 2 | PFQ |
| SMLJ40A | 40 | 44.4 | 49.1 | 1 | 64.5 | 46.4 | 2 | PFR |
| SMLJ43 | 43 | 47.8 | 58.4 | 1 | 76.7 | 39.2 | 2 | PFS |
| SMLJ43A | 43 | 47.8 | 52.8 | 1 | 69.4 | 43.2 | 2 | PFT |
| SMLJ45 | 45 | 50.0 | 61.1 | 1 | 80.3 | 37.4 | 2 | PFU |
| SMLJ45A | 45 | 50.0 | 55.3 | 1 | 72.7 | 41.2 | 2 | PFV |
| SMLJ48 | 48 | 53.3 | 65.1 | 1 | 85.5 | 35.0 | 2 | PFW |
| SMLJ48A | 48 | 53.3 | 58.9 | 1 | 77.4 | 38.8 | 2 | PFX |
| SMLJ51 | 51 | 56.7 | 69.3 | 1 | 91.1 | 37.0 | 2 | PFY |
| SMLJ51A | 51 | 56.7 | 62.7 | 1 | 82.4 | 36.4 | 2 | PFZ |
| SMLJ54 | 54 | 60.0 | 73.3 | 1 | 96.3 | 31.2 | 2 | RGD |
| SMLJ54A | 54 | 60.0 | 66.3 | 1 | 87.1 | 34.4 | 2 | RGE |
| SMLJ58 | 58 | 64.4 | 78.7 | 1 | 103 | 39.2 | 2 | PGF |
| SMLJ58A | 58 | 64.4 | 71.2 | 1 | 93.6 | 32.0 | 2 | PGG |
| SMLJ60 | 60 | 66.7 | 81.5 | 1 | 107 | 28.0 | 2 | PGH |
| SMLJ60A | 60 | 66.7 | 73.7 | 1 | 96.8 | 31.0 | 2 | PGK |
| SMLJ64 | 64 | 71.1 | 86.9 | 1 | 114 | 26.4 | 2 | PGL |
| SMLJ64A | 64 | 71.1 | 78.6 | 1 | 103 | 29.2 | 2 | PGM |
| SMLJ70 | 70 | 77.8 | 95.1 | 1 | 125 | 24.0 | 2 | PGN |
| SMLJ70A | 70 | 77.8 | 86.0 | 1 | 113 | 26.6 | 2 | PGP |
| SMLJ75 | 75 | 83.3 | 102 | 1 | 134 | 22.4 | 2 | PGQ |
| SMLJ75A | 75 | 83.3 | 92.1 | 1 | 121 | 24.8 | 2 | PGR |
| SMLJ78 | 78 | 86.7 | 106 | 1 | 139 | 21.6 | 2 | PGS |
| SMLJ78A | 78 | 86.7 | 95.8 | 1 | 126 | 22.8 | 2 | PGT |
| SMLJ85 | 85 | 94.4 | 115 | 1 | 151 | 19.8 | 2 | PGU |
| SMLJ85A | 85 | 94.4 | 104 | 1 | 137 | 20.8 | 2 | PGV |
| SMLJ90 | 90 | 100 | 122 | 1 | 160 | 18.8 | 2 | PGW |
| SMLJ90A | 90 | 100 | 111 | 1 | 146 | 20.6 | 2 | PGX |
| SMLJ100 | 100 | 111 | 136 | 1 | 179 | 16.8 | 2 | PGY |
| SMLJ100A | 100 | 111 | 123 | 1 | 162 | 18.6 | 2 | PGZ |
| SMLJ110 | 110 | 122 | 149 | 1 | 196 | 15.4 | 2 | PHD |
| SMLJ110A | 110 | 122 | 135 | 1 | 177 | 16.8 | 2 | PHE |

For parts without A, the VBR is +10%.

Electrical Characteristics @ 25°C Unless Otherwise Specified

| MCC Part Number | Reverse Stand-Off Voltage | Breakdown Voltage $V_{BR}(V)$ | | Test Current | Max. Clamping Voltage @ I_{PP} | Peak Pulse Current | Reverse Leakage Current@ V_{WM} | Marking Code |
|--------------------|---------------------------------|----------------------------------|-----|-----------------|--|--------------------------|--------------------------------------|--------------|
| | $V_{WM}(V)$ | Min | Max | $I_T(mA)$ | $V_C(V)$ | $I_{PP}(A)$ | $I_D(\mu A)$ | |
| SMLJ120 | 120 | 133 | 163 | 1 | 214 | 14.0 | 2 | PHF |
| SMLJ120A | 120 | 133 | 147 | 1 | 193 | 15.6 | 2 | PHG |
| SMLJ130 | 130 | 144 | 176 | 1 | 231 | 13.0 | 2 | PHH |
| SMLJ130A | 130 | 144 | 159 | 1 | 209 | 14.4 | 2 | PHK |
| SMLJ150 | 150 | 167 | 204 | 1 | 268 | 11.2 | 2 | PHL |
| SMLJ150A | 150 | 167 | 185 | 1 | 243 | 12.4 | 2 | PHM |
| SMLJ160 | 160 | 178 | 218 | 1 | 287 | 10.4 | 2 | PHN |
| SMLJ160A | 160 | 178 | 197 | 1 | 259 | 11.6 | 2 | PHP |
| SMLJ170 | 170 | 189 | 231 | 1 | 304 | 9.8 | 2 | PHQ |
| SMLJ170A | 170 | 189 | 209 | 1 | 275 | 11.0 | 2 | PHR |
| SMLJ180A | 180 | 200 | 220 | 5 | 291.6 | 10.29 | 2 | PHT |
| SMLJ190A | 190 | 211 | 232 | 5 | 307.8 | 9.75 | 2 | PHV |
| SMLJ200A | 200 | 224 | 247 | 5 | 324 | 9.26 | 2 | PHW |
| SMLJ220A | 220 | 246 | 272 | 5 | 356 | 8.43 | 2 | PHX |
| SMLJ250A | 250 | 279 | 309 | 5 | 405 | 7.41 | 2 | PHZ |
| SMLJ300A | 300 | 335 | 371 | 5 | 486 | 6.17 | 2 | PJE |
| SMLJ350A | 350 | 391 | 432 | 5 | 567 | 5.29 | 2 | PJG |
| SMLJ400A | 400 | 447 | 494 | 5 | 648 | 4.63 | 2 | PJK |
| SMLJ440A | 440 | 492 | 543 | 5 | 713 | 4.21 | 2 | PJM |

For parts without A, the VBR is +10%.

Curve Characteristics

Fig. 1 - Peak Pulse Power Rating Curve



Fig. 2 - Typical Junction Capacitance



Fig. 3 - Pulse Waveform



Fig. 4 - Pulse Derating Curve



Ordering Information

| Device | Packing |
|----------------|----------------------|
| Part Number-TP | Tape&Reel:3Kpcs/Reel |

IMPORTANT NOTICE

Micro Commercial Components Corp. reserves the right to make changes without further notice to any product herein to make corrections, modifications , enhancements , improvements , or other changes . **Micro Commercial Components Corp** . does not assume any liability arising out of the application or use of any product described herein; neither does it convey any license under its patent rights ,nor the rights of others . The user of products in such applications shall assume all risks of such use and will agree to hold **Micro Commercial Components Corp** . and all the companies whose products are represented on our website, harmless against all damages. **Micro Commercial Components Corp.** products are sold subject to the general terms and conditions of commercial sale, as published at <https://www.mccsemi.com/Home/TermsAndConditions>.

LIFE SUPPORT



MCC's products are not authorized for use as critical components in life support devices or systems without the express written approval of Micro Commercial Components Corporation.

CUSTOMER AWARENESS

Counterfeiting of semiconductor parts is a growing problem in the industry. Micro Commercial Components (MCC) is taking strong measures to protect ourselves and our customers from the proliferation of counterfeit parts. MCC strongly encourages customers to purchase MCC parts either directly from MCC or from Authorized MCC Distributors who are listed by country on our web page cited below. Products customers buy either from MCC directly or from Authorized MCC Distributors are genuine parts, have full traceability, meet MCC's quality standards for handling and storage. **MCC will not provide any warranty coverage or other assistance for parts bought from Unauthorized Sources.** MCC is committed to combat this global problem and encourage our customers to do their part in stopping this practice by buying direct or from authorized distributors.

Looking for pricing, stock, or lifecycle information?

Click below to explore more details on WIN SOURCE:

-  [View SMLJ26A-TP on WIN SOURCE](#)
-  [Micro Commercial Co](#) Information

Optimize Your Supply Chain with WIN SOURCE Solutions

-  Global Sourcing Solution
-  Obsolete Management
-  Cost Control Management
-  Shortage Management
-  Alternative Solution
-  Excess Inventory Management