



# THE DATASHEET OF SMDA24-6E3






8700 E. Thomas Road  
 Scottsdale, AZ 85251  
 Tel: (480) 941-6300  
 Fax: (480) 947-1503

**SMDA03-6  
 thru  
 SMDA24-6**

**TVSarray<sup>®</sup> Series**



**DESCRIPTION (300 watt)**

This TRANSIENT VOLTAGE SUPPRESSOR (TVS) array is packaged in an SO-8 configuration giving protection to 6 Unidirectional data or interface lines. It is designed for use in applications where protection can be provided at the board level from voltage transients caused by electrostatic discharge (ESD) as defined in IEC 1000-4-2, electrical fast transients (EFT) per IEC 1000-4-4 and effects of secondary lighting.

These TVS arrays have a peak power rating of 300 watts for an 8/20µsec pulse. This array is suitable for protection of sensitive circuitry consisting of TTL, CMOS DRAM's, SRAM's, HCMOS, HSIC microprocessors, and I/O transceivers. The SMDAXX-6 product provides board level protection from static electricity and other induced voltage surges that can damage sensitive circuitry.

**FEATURES**

- Protects up to 6 Unidirectional lines
- Surge protection Per IEC 1000-4-2, IEC 1000-4-4
- SO-8 Packaging

**MECHANICAL**

- Molded SO-8 Surface Mount
- Weight: 0.066 grams (approximate)
- Marking: Logo, device number, date code
- Pin #1 defined by DOT on top of package

**MAXIMUM RATINGS**

- Operating Temperatures: -55°C to +150°C
- Storage Temperature: -55°C to +150°C
- Peak Pulse Power: 300 Watts (8/20 µsec, Figure 1)
- Pulse Repetition Rate: <.01%

**PACKAGING**

- Tape & Reel EIA Standard 481-1-A
- 13 inch reel 2,500, pieces (OPTIONAL)
- Carrier tubes 95 pcs per (STANDARD)

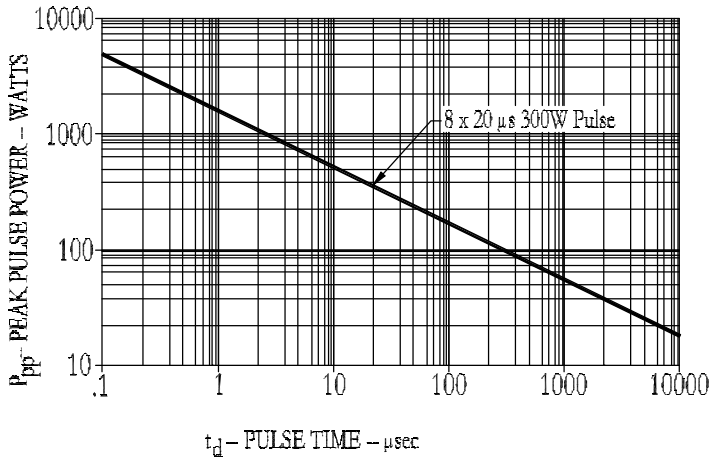
**ELECTRICAL CHARACTERISTICS PER LINE @ 25°C Unless otherwise specified**

| PART NUMBER | DEVICE MARKING | STAND OFF VOLTAGE<br>V <sub>WM</sub> | BREAKDOWN VOLTAGE<br>V <sub>BR</sub><br>@1 mA | CLAMPING VOLTAGE<br>V <sub>c</sub><br>@ 1 Amp<br>(FIGURE 2) | CLAMPING VOLTAGE<br>V <sub>c</sub><br>@ 5 Amp<br>(FIGURE 2) | LEAKAGE CURRENT<br>I <sub>b</sub><br>@ V <sub>WM</sub> | CAPACITANCE<br>(f=1 MHz)<br>@0V<br>C | TEMPERATURE COEFFICIENT<br>OF V <sub>BR</sub><br>α <sub>VBR</sub><br>mV/°C |
|-------------|----------------|--------------------------------------|---|---|---|--|--------------------------------------|--|
|             |                | VOLTS                                | VOLTS   | VOLTS   | VOLTS   | µA   | pF                                   | mV/°C  |
|             |                | MAX                                  | MIN   | MAX   | MAX   | MAX  | TYP                                  | MAX  |
| SMDA03-6    | SDK6           | 3.3                                  | 4   | 7   | 9   | 200  | 800                                  | -3   |
| SMDA05-6    | SDA6           | 5.0                                  | 6.0   | 9.8   | 11  | 20   | 550                                  | 3  |
| SMDA12-6    | SDC6           | 12.0                                 | 13.3  | 19.0  | 24  | 1  | 185                                  | 10   |
| SMDA15-6    | SDE6           | 15.0                                 | 16.7  | 24.0  | 30  | 1  | 140                                  | 13   |
| SMDA24-6    | SDG6           | 24.0                                 | 26.7  | 43.0  | 55  | 1  | 88                                   | 30   |

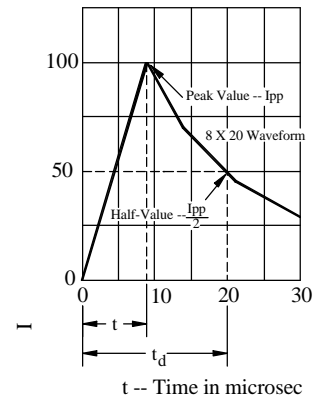
**NOTE:** TVS product is normally selected based on its stand off Voltage V<sub>WM</sub>. Product selected voltage should be equal to or greater than the continuous peak operating voltage of the circuit to be protected.

**Application:** The SMDAXX-6 product is designed for transient voltage suppression protection of ESD sensitive components at the board level. It is an ideal product to be used for protection of I/O Transceivers.

### WAVE FORMS

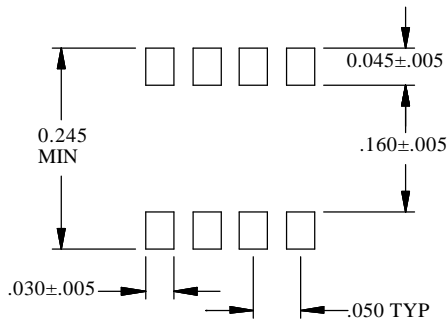


**FIGURE 1**  
Peak Pulse Power Vs Pulse Time

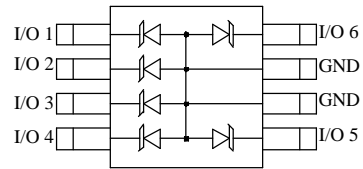


**FIGURE 2**  
Pulse Wave Form

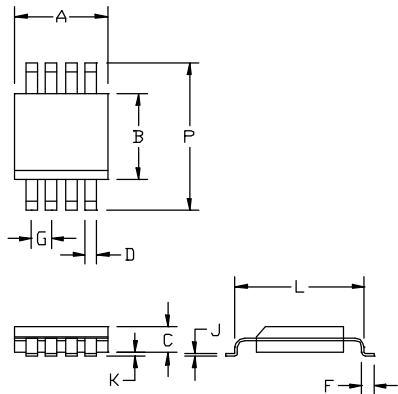
### MOUNTING PAD SO-8



### CIRCUIT DIAGRAM



### SO-8 PACKAGE



| DIM | INCHES    |       | MILLIMETERS |      |
|-----|-----------|-------|-------------|------|
|     | MIN       | MAX   | MIN         | MAX  |
| A   | 0.188     | 0.197 | 4.77        | 5.00 |
| B   | 0.150     | 0.158 | 3.81        | 4.01 |
| C   | 0.053     | 0.069 | 1.35        | 1.75 |
| D   | 0.011     | 0.021 | 0.28        | 0.53 |
| F   | 0.016     | 0.050 | 0.41        | 1.27 |
| G   | 0.050 BSC |       | 1.27 BSC    |      |
| J   | 0.006     | 0.010 | 0.15        | 0.25 |
| K   | 0.004     | 0.008 | 0.10        | 0.20 |
| L   | 0.189     | 0.206 | 4.80        | 5.23 |
| P   | 0.228     | 0.244 | 5.79        | 6.19 |

## Looking for pricing, stock, or lifecycle information?

Click below to explore more details on WIN SOURCE:

- ⊖ [View SMDA24-6E3 on WIN SOURCE](#)
- ⊖ [Microsemi Corporation Information](#)

## Optimize Your Supply Chain with WIN SOURCE Solutions

- ✓ Global Sourcing Solution
- ✓ Obsolete Management
- ✓ Cost Control Management
- ✓ Shortage Management
- ✓ Alternative Solution
- ✓ Excess Inventory Management