




8700 E. Thomas Road
 Scottsdale, AZ 85251
 Tel: (480) 941-6300
 Fax: (480) 947-1503

SMDA03-6
 thru
SMDA24-6

TVSarray[®] Series



DESCRIPTION (300 watt)

This TRANSIENT VOLTAGE SUPPRESSOR (TVS) array is packaged in an SO-8 configuration giving protection to 6 Unidirectional data or interface lines. It is designed for use in applications where protection can be provided at the board level from voltage transients caused by electrostatic discharge (ESD) as defined in IEC 1000-4-2, electrical fast transients (EFT) per IEC 1000-4-4 and effects of secondary lighting.

These TVS arrays have a peak power rating of 300 watts for an 8/20µsec pulse. This array is suitable for protection of sensitive circuitry consisting of TTL, CMOS DRAM's, SRAM's, HCMOS, HSIC microprocessors, and I/O transceivers. The SMDAXX-6 product provides board level protection from static electricity and other induced voltage surges that can damage sensitive circuitry.

FEATURES

- Protects up to 6 Unidirectional lines
- Surge protection Per IEC 1000-4-2, IEC 1000-4-4
- SO-8 Packaging

MECHANICAL

- Molded SO-8 Surface Mount
- Weight: 0.066 grams (approximate)
- Marking: Logo, device number, date code
- Pin #1 defined by DOT on top of package

MAXIMUM RATINGS

- Operating Temperatures: -55°C to +150°C
- Storage Temperature: -55°C to +150°C
- Peak Pulse Power: 300 Watts (8/20 µsec, Figure 1)
- Pulse Repetition Rate: <.01%

PACKAGING

- Tape & Reel EIA Standard 481-1-A
- 13 inch reel 2,500, pieces (OPTIONAL)
- Carrier tubes 95 pcs per (STANDARD)

ELECTRICAL CHARACTERISTICS PER LINE @ 25°C Unless otherwise specified

PART NUMBER	DEVICE MARKING	STAND OFF VOLTAGE V _{WM}	BREAKDOWN VOLTAGE V _{BR} @1 mA	CLAMPING VOLTAGE V _c @ 1 Amp (FIGURE 2)	CLAMPING VOLTAGE V _c @ 5 Amp (FIGURE 2)	LEAKAGE CURRENT I _b @ V _{WM}	CAPACITANCE (f=1 MHz) @0V C	TEMPERATURE COEFFICIENT OF V _{BR} α _{VBR} mV/°C
		VOLTS	VOLTS	VOLTS	VOLTS	µA	pF	mV/°C
		MAX	MIN	MAX	MAX	MAX	TYP	MAX
SMDA03-6	SDK6	3.3	4	7	9	200	800	-3
SMDA05-6	SDA6	5.0	6.0	9.8	11	20	550	3
SMDA12-6	SDC6	12.0	13.3	19.0	24	1	185	10
SMDA15-6	SDE6	15.0	16.7	24.0	30	1	140	13
SMDA24-6	SDG6	24.0	26.7	43.0	55	1	88	30

NOTE: TVS product is normally selected based on its stand off Voltage V_{WM}. Product selected voltage should be equal to or greater than the continuous peak operating voltage of the circuit to be protected.

Application: The SMDAXX-6 product is designed for transient voltage suppression protection of ESD sensitive components at the board level. It is an ideal product to be used for protection of I/O Transceivers.

WAVE FORMS

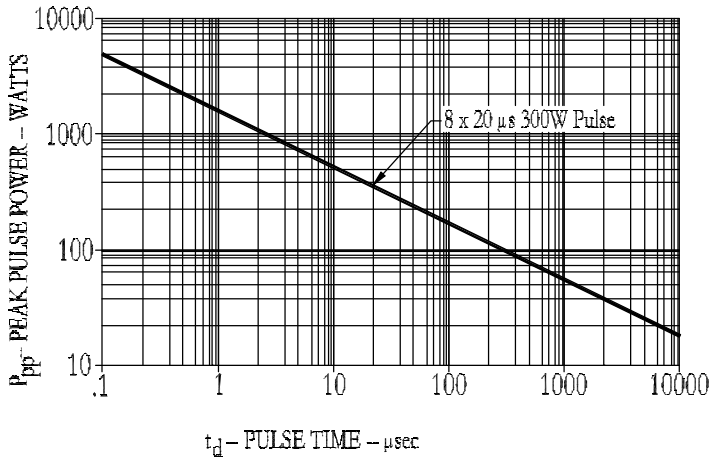


FIGURE 1
Peak Pulse Power Vs Pulse Time

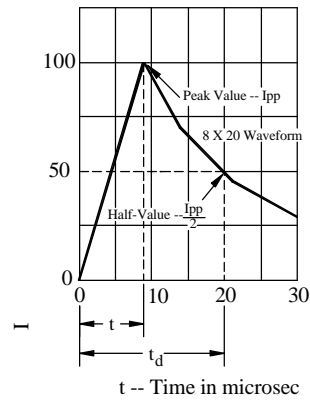
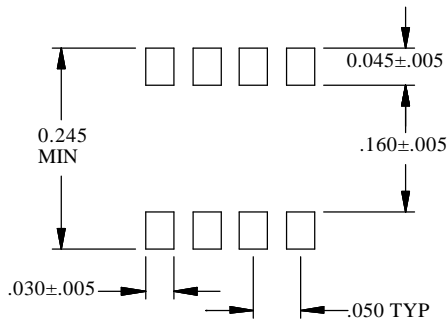
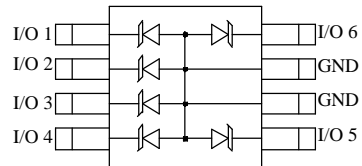


FIGURE 2
Pulse Wave Form

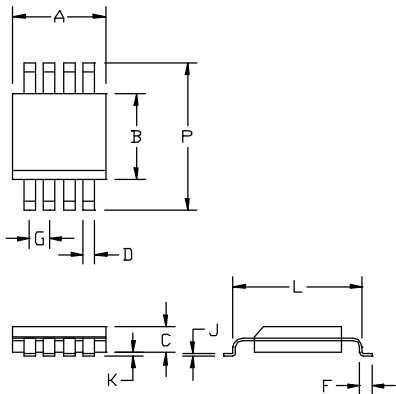
MOUNTING PAD SO-8



CIRCUIT DIAGRAM



SO-8 PACKAGE



DIM	INCHES		MILLIMETERS	
	MIN	MAX	MIN	MAX
A	0.188	0.197	4.77	5.00
B	0.150	0.158	3.81	4.01
C	0.053	0.069	1.35	1.75
D	0.011	0.021	0.28	0.53
F	0.016	0.050	0.41	1.27
G	0.050 BSC		1.27 BSC	
J	0.006	0.010	0.15	0.25
K	0.004	0.008	0.10	0.20
L	0.189	0.206	4.80	5.23
P	0.228	0.244	5.79	6.19

Looking for pricing, stock, or lifecycle information?

Click below to explore more details on WIN SOURCE:

- ⊖ [View SMDA24-6 on WIN SOURCE](#)
- ⊖ [Microsemi Corporation Information](#)

Optimize Your Supply Chain with WIN SOURCE Solutions

- ✓ Global Sourcing Solution
- ✓ Obsolete Management
- ✓ Cost Control Management
- ✓ Shortage Management
- ✓ Alternative Solution
- ✓ Excess Inventory Management