



THE DATASHEET OF SA8V5CA



Transient Voltage Suppressors SA5V0(C)A - SA170(C)A

Features

- Glass passivated junction.
- 500W Peak Pulse Power capability on 10/1000 μ s waveform.
- Excellent clamping capability.
- Low incremental surge resistance.
- Fast response time; typically less than 1.0 ps from 0 volts to BV for unidirectional and 5.0 ns for bidirectional.
- Typical I_R less than 1.0 μ A above 10V.



DO-15

COLOR BAND DENOTES CATHODE
ON UNIDIRECTIONAL DEVICES ONLY. NO
COLOR BAND ON BIDIRECTIONAL DEVICES.

DEVICES FOR BIPOLAR APPLICATIONS

- Bidirectional types use CA suffix.
- Electrical Characteristics apply in both directions.

500 Watt Transient Voltage Suppressors

Absolute Maximum Ratings*

$T_A = 25^\circ\text{C}$ unless otherwise noted

Symbol	Parameter	Value	Units
P_{PPM}	Peak Pulse Power Dissipation on 10/1000 μ s waveform	500	W
I_{PPM}	Peak Pulse Current on 10/1000 μ s waveform	see table	A
P_D	Power Dissipation .375 " lead length @ $T_A = 75^\circ\text{C}$	1.0	W
I_{FSM}	Non-repetitive Peak Forward Surge Current superimposed on rated load (JEDEC method) (Note 1)	70	A
T_{stg}	Storage Temperature Range	-65 to +175	$^\circ\text{C}$
T_J	Operating Junction Temperature	+ 175	$^\circ\text{C}$

*These ratings are limiting values above which the serviceability of any semiconductor device may be impaired.

Note 1: Measured on 8.3 ms single half-sine wave or equivalent square wave; Duty cycle = 4 pulses per minute maximum.

Transient Voltage Suppressors

(continued)

Electrical Characteristics

$T_A = 25^\circ\text{C}$ unless otherwise noted

Uni-directional Bi-directional (C) Device	Reverse Stand-off Voltage V_{RWM} (V)	Breakdown Voltage V_{BR} (V)		Test Current I_T (mA)	Clamping Voltage @ I_{PPM} V_C (V)	Peak Pulse Current I_{PPM} (A)	Reverse Leakage V_{RWM} I_R (μA)*
		min	max				
SA5V0(C)A	5.0	6.40	7.00	10	9.2	54.3	600
SA6V0(C)A	6.0	6.67	7.37	10	10.3	48.5	600
SA6V5(C)A	6.5	7.22	7.98	10	11.2	44.7	400
SA7V0(C)A	7.0	7.78	8.60	10	12.0	41.7	150
SA7V5(C)A	7.5	8.33	9.21	1.0	12.9	38.8	50
SA8V0(C)A	8.0	8.89	9.83	1.0	13.6	36.7	25
SA8V5(C)A	8.5	9.44	10.4	1.0	14.4	34.7	10
SA9V0(C)A	9.0	10.0	11.1	1.0	15.4	32.5	5
SA10(C)A	10	11.1	12.3	1.0	17.0	29.4	1
SA11(C)A	11	12.2	13.5	1.0	18.2	27.4	1
SA12(C)A	12	13.3	14.7	1.0	19.9	25.1	1
SA13(C)A	13	14.4	15.9	1.0	21.5	23.2	1
SA14(C)A	14	15.6	17.2	1.0	23.2	21.5	1
SA15(C)A	15	16.7	18.5	1.0	24.4	20.6	1
SA16(C)A	16	17.8	19.7	1.0	26.0	19.2	1
SA17(C)A	17	18.9	20.9	1.0	27.6	18.1	1
SA18(C)A	18	20.0	22.1	1.0	29.2	17.2	1
SA20(C)A	20	22.2	24.5	1.0	32.4	15.4	1
SA22(C)A	22	24.4	26.9	1.0	35.5	14.1	1
SA24(C)A	24	26.7	29.5	1.0	38.9	12.8	1
SA26(C)A	26	28.9	31.9	1.0	42.1	11.9	1
SA28(C)A	28	31.1	34.4	1.0	45.4	11.0	1
SA30(C)A	30	33.3	36.8	1.0	48.4	10.3	1
SA33(C)A	33	36.7	40.6	1.0	53.3	9.4	1
SA36(C)A	36	40.0	44.2	1.0	58.1	8.6	1
SA40(C)A	40	44.4	49.1	1.0	64.5	7.8	1
SA43(C)A	43	47.8	52.8	1.0	69.4	7.2	1
SA45(C)A	45	50.0	55.3	1.0	72.7	6.9	1
SA48(C)A	48	53.3	58.9	1.0	77.4	6.5	1
SA51(C)A	51	56.7	62.7	1.0	82.4	6.1	1
SA54(C)A	54	60.0	66.3	1.0	87.1	5.7	1
SA58(C)A	58	64.4	71.2	1.0	93.6	5.3	1
SA60(C)A	60	66.7	73.7	1.0	96.8	5.2	1
SA64(C)A	64	71.1	78.6	1.0	103.0	4.9	1
SA70(C)A	70	77.8	86.0	1.0	113.0	4.4	1
SA75(C)A	75	83.3	92.1	1.0	121.0	4.1	1
SA78(C)A	78	86.7	95.8	1.0	126.0	4.0	1
SA85(C)A	85	94.4	104.0	1.0	137.0	3.6	1
SA90(C)A	90	100.0	111.0	1.0	146.0	3.4	1
SA100(C)A	100	111.0	123.0	1.0	162.0	3.1	1
SA110(C)A	110	122.0	135.0	1.0	177.0	2.8	1
SA120(C)A	120	133.0	147.0	1.0	193.0	2.7	1
SA130(C)A	130	144.0	159.0	1.0	209.0	2.4	1
SA150(C)A	150	167.0	185.0	1.0	243.0	2.1	1
SA160(C)A	160	178.0	197.0	1.0	259.0	1.9	1
SA170(C)A	170	189.0	209.0	1.0	275.0	1.8	1

* For bidirectional parts with $V_{RWM} < 10\text{V}$, the I_R max limit is doubled.

SA5V0(C)A - SA170(C)A

Typical Characteristics

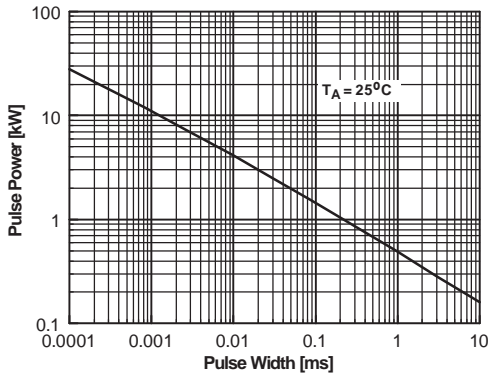


Figure 1. Peak Pulse Power Rating Curve

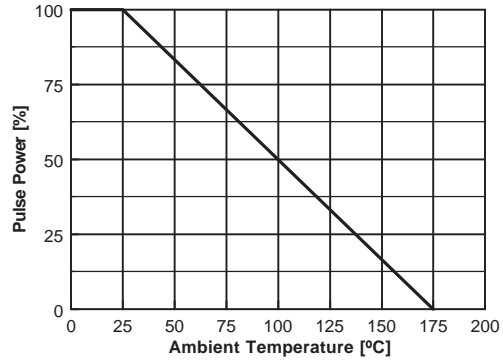


Figure 2. Pulse Derating Curve

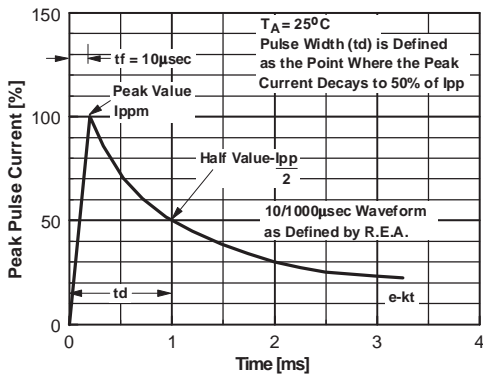


Figure 3. Pulse Waveform

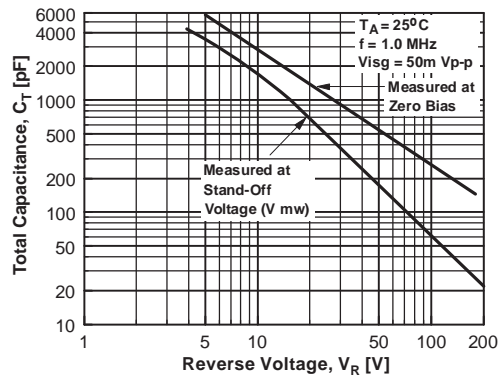


Figure 4. Total Capacitance - Unidirectional

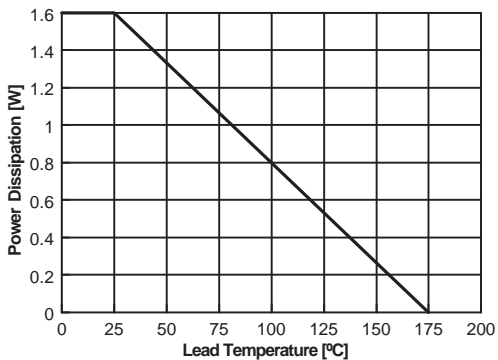


Figure 5. Steady State Power Derating Curve

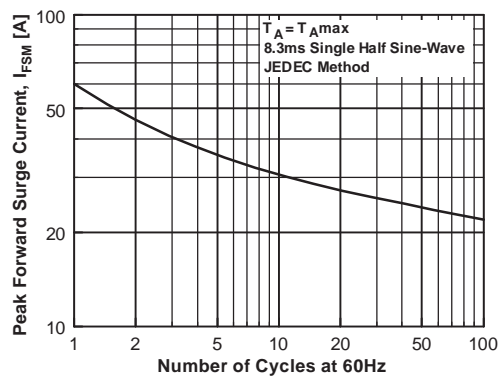







Figure 6. Non-Repetitive Surge Current



TRADEMARKS

The following includes registered and unregistered trademarks and service marks, owned by Fairchild Semiconductor and/or its global subsidiaries, and is not intended to be an exhaustive list of all such trademarks.

- | | | | |
|--|--|---|---|
| AccuPower™ | F-PFS™ | Power-SPM™ | The Power Franchise® |
| Auto-SPM™ | FRFET® | PowerTrench® | The Right Technology for Your Success™ |
| AX-CAP™* | Global Power Resource™ | PowerXS™ | the power
franchise |
| Build it Now™ | Green FPS™ | Programmable Active Droop™ | TinyBoost™ |
| CorePLUS™ | Green FPS™ e-Series™ | QFET® | TinyBuck™ |
| CorePOWER™ | Gmax™ | QS™ | TinyCalc™ |
| CROSSVOL™ | GTO™ | Quiet Series™ | TinyLogic® |
| CTL™ | IntelliMAX™ | RapidConfigure™ | TINYOPTO™ |
| Current Transfer Logic™ | ISOPANAR™ |  Saving our world, 1mW/W/kW at a time™ | TinyPower™ |
| DEUXPEED® | MegaBuck™ | SignalWise™ | TinyPWM™ |
| Dual Cool™ | MICROCOUPLER™ | SmartMax™ | TinyWire™ |
| EcoSPARK® | MicroFET™ | SMART START™ | TriFault Detect™ |
| EfficientMax™ | MicroPak™ | SPM® | TRUECURRENT®* |
| ESBC™ | MicroPak2™ | STEALTH™ | μSerDes™ |
|  Fairchild® | MillerDrive™ | SuperFET® |  SerDes™ |
| Fairchild Semiconductor® | MotionMax™ | SuperSOT™-3 | UHC® |
| FACT Quiet Series™ | Motion-SPM™ | SuperSOT™-6 | Ultra FRFET™ |
| FACT® | mWSaver™ | SuperSOT™-8 | UniFET™ |
| FAST® | OptoHiT™ | SupreMOS® | VCX™ |
| FastvCore™ | OPTOLOGIC® | SyncFET™ | VisualMax™ |
| FETBench™ | OPTOPLANAR® | Sync-Lock™ | XS™ |
| FlashWriter®* |  PDP SPM™ |  SYSTEM GENERAL®* | |
| FPS™ | | | |

* Trademarks of System General Corporation, used under license by Fairchild Semiconductor.

DISCLAIMER

FAIRCHILD SEMICONDUCTOR RESERVES THE RIGHT TO MAKE CHANGES WITHOUT FURTHER NOTICE TO ANY PRODUCTS HEREIN TO IMPROVE RELIABILITY, FUNCTION, OR DESIGN. FAIRCHILD DOES NOT ASSUME ANY LIABILITY ARISING OUT OF THE APPLICATION OR USE OF ANY PRODUCT OR CIRCUIT DESCRIBED HEREIN; NEITHER DOES IT CONVEY ANY LICENSE UNDER ITS PATENT RIGHTS, NOR THE RIGHTS OF OTHERS. THESE SPECIFICATIONS DO NOT EXPAND THE TERMS OF FAIRCHILD'S WORLDWIDE TERMS AND CONDITIONS, SPECIFICALLY THE WARRANTY THEREIN, WHICH COVERS THESE PRODUCTS.

LIFE SUPPORT POLICY

FAIRCHILD'S PRODUCTS ARE NOT AUTHORIZED FOR USE AS CRITICAL COMPONENTS IN LIFE SUPPORT DEVICES OR SYSTEMS WITHOUT THE EXPRESS WRITTEN APPROVAL OF FAIRCHILD SEMICONDUCTOR CORPORATION.

As used herein:

1. Life support devices or systems are devices or systems which, (a) are intended for surgical implant into the body or (b) support or sustain life, and (c) whose failure to perform when properly used in accordance with instructions for use provided in the labeling, can be reasonably expected to result in a significant injury of the user.
2. A critical component in any component of a life support, device, or system whose failure to perform can be reasonably expected to cause the failure of the life support device or system, or to affect its safety or effectiveness.

ANTI-COUNTERFEITING POLICY

Fairchild Semiconductor Corporation's Anti-Counterfeiting Policy. Fairchild's Anti-Counterfeiting Policy is also stated on our external website, www.fairchildsemi.com, under Sales Support.

Counterfeiting of semiconductor parts is a growing problem in the industry. All manufacturers of semiconductor products are experiencing counterfeiting of their parts. Customers who inadvertently purchase counterfeit parts experience many problems such as loss of brand reputation, substandard performance, failed applications, and increased cost of production and manufacturing delays. Fairchild is taking strong measures to protect ourselves and our customers from the proliferation of counterfeit parts. Fairchild strongly encourages customers to purchase Fairchild parts either directly from Fairchild or from Authorized Fairchild Distributors who are listed by country on our web page cited above. Products customers buy either from Fairchild directly or from Authorized Fairchild Distributors are genuine parts, have full traceability, meet Fairchild's quality standards for handling and storage and provide access to Fairchild's full range of up-to-date technical and product information. Fairchild and our Authorized Distributors will stand behind all warranties and will appropriately address any warranty issues that may arise. Fairchild will not provide any warranty coverage or other assistance for parts bought from Unauthorized Sources. Fairchild is committed to combat this global problem and encourage our customers to do their part in stopping this practice by buying direct or from authorized distributors.

PRODUCT STATUS DEFINITIONS

Definition of Terms

Datasheet Identification	Product Status	Definition
Advance Information	Formative / In Design	Datasheet contains the design specifications for product development. Specifications may change in any manner without notice.
Preliminary	First Production	Datasheet contains preliminary data; supplementary data will be published at a later date. Fairchild Semiconductor reserves the right to make changes at any time without notice to improve design.
No Identification Needed	Full Production	Datasheet contains final specifications. Fairchild Semiconductor reserves the right to make changes at any time without notice to improve the design.
Obsolete	Not In Production	Datasheet contains specifications on a product that is discontinued by Fairchild Semiconductor. The datasheet is for reference information only.

Looking for pricing, stock, or lifecycle information?

Click below to explore more details on WIN SOURCE:

- ⊖ [View SA8V5CA](#) on WIN SOURCE
- ⊖ [ON Semiconductor](#) Information

Optimize Your Supply Chain with WIN SOURCE Solutions

- ✓ Global Sourcing Solution
- ✓ Obsolete Management
- ✓ Cost Control Management
- ✓ Shortage Management
- ✓ Alternative Solution
- ✓ Excess Inventory Management