



**THE DATASHEET OF  
DF40C-10DP-0.4V(58)**





Jul.1.2024 Copyright 2024 HIROSE ELECTRIC CO., LTD. All Rights Reserved.  
 In case of consideration for using Automotive equipment / device which demand high reliability, kindly contact our sales window correspondents.





APPLICABLE STANDARD					
RATING	OPERATING TEMPERATURE RANGE	$\triangle$ -55°C TO +85°C (NOTE 1)	STORAGE TEMPERATURE RANGE	-10°C TO +60°C	
	VOLTAGE	$\triangle$ 50V AC	APPLICABLE CONNECTOR	DF40*-10DS-0.4V (NOTE 2)	
	CURRENT	0.3A			
SPECIFICATIONS					
ITEM	TEST METHOD		REQUIREMENTS	QT	AT
CONSTRUCTION					
GENERAL EXAMINATION	VISUALLY AND BY MEASURING INSTRUMENT.		ACCORDING TO DRAWING.	X	X
MARKING	CONFIRMED VISUALLY.			X	X
ELECTRIC CHARACTERISTICS					
CONTACT RESISTANCE	20mV AC OR LESS 1khz,1m A .		90mΩ MAX.	X	-
INSULATION RESISTANCE	100V DC.		50MΩ MIN.	X	-
VOLTAGE PROOF	150V AC FOR 1 min. $\triangle$		NO FLASHOVER OR BREAKDOWN.	X	-
MECHANICAL CHARACTERISTICS					
MECHANICAL OPERATION	30TIMES INSERTIONS AND EXTRACTIONS.		① CONTACT RESISTANCE: 90mΩ MAX. ② NO DAMAGE, CRACK OR LOOSENESS OF PARTS.	X	-
VIBRATION	FREQUENCY 10 TO 55 TO 10 Hz, APPROX 5min, SINGLE AMPLITUDE 0.75 mm, 10CYCLES, FOR 3 DIRECTIONS.		① NO ELECTRICAL DISCONTINUITY OF 1 μs. ② NO DAMAGE, CRACK OR LOOSENESS OF PARTS.	X	-
SHOCK	490 m/s <sup>2</sup> DURATION OF PULSE 11 ms AT 3 TIMES FOR 3 DIRECTIONS.		① NO ELECTRICAL DISCONTINUITY OF 1 μs. ② NO DAMAGE, CRACK OR LOOSENESS OF PARTS.	X	-
ENVIRONMENTAL CHARACTERISTICS					
RAPID CHANGE OF TEMPERATURE	TEMPERATURE -55→ 5 TO 35→+85→ 5 TO 35 °C TIME 30→ 5 MAX → 30→ 5 MAX min UNDER 5 CYCLES.		① CONTACT RESISTANCE: 90mΩ MAX. ② INSULATION RESISTANCE: 50MΩ MIN. ③ NO DAMAGE, CRACK OR LOOSENESS OF PARTS.	X	-
DAMP HEAT (STEADY STATE)	EXPOSED AT 40 ± 2 °C, 90 TO 95 %, 96 h.		① CONTACT RESISTANCE: 90mΩ MAX. ② INSULATION RESISTANCE: 25MΩ MIN. ③ NO DAMAGE, CRACK OR LOOSENESS OF PARTS.	X	-
SULPHUR DIOXIDE	EXPOSED IN 25 PPM FOR 96h, 25°C, 75%.		① CONTACT RESISTANCE: 180mΩ MAX. ② NO DAMAGE, CRACK OR LOOSENESS OF PARTS.	X	-
				X	-
	COUNT	DESCRIPTION OF REVISIONS	DESIGNED	CHECKED	DATE
$\triangle$	3	DIS-H-00019849	RT. SHIMIZU	TY. 001	20240228
REMARKS			APPROVED	MO. ISHIDA	20161005
NOTE1: INCLUDE THE TEMPERATURE RISING BY CURRENT			CHECKED	TS. MIYAZAKI	20161005
NOTE2:DF40H * IS NOT APPLICABLE			DESIGNED	SH. HOSODA	20161005
Unless otherwise specified, refer to JIS C 5402.			DRAWN	SN. NUMAZAKI	20161004
Note QT:Qualification Test AT:Assurance Test X:Applicable Test			DRAWING NO.		ELC-314291-58-01
<b>HRS</b>	SPECIFICATION SHEET		PART NO.	DF40C-10DP-0.4V (58)	
	HIROSE ELECTRIC CO., LTD.		CODE NO.	CL0684-4035-0-58	$\triangle$ 1/1

## Looking for pricing, stock, or lifecycle information?

Click below to explore more details on WIN SOURCE:

-  [View DF40C-10DP-0.4V\(58\) on WIN SOURCE](#)
-  [Hirose Electric Co Ltd Information](#)

## Optimize Your Supply Chain with WIN SOURCE Solutions

-  Global Sourcing Solution
-  Obsolete Management
-  Cost Control Management
-  Shortage Management
-  Alternative Solution
-  Excess Inventory Management