



**THE DATASHEET OF  
SHF-110-01-L-D-SM-LC-TR**



# SHROUDED AND EJECTOR IDC HEADER

(1.27 mm) .050" PITCH • SHF/ESHF/EHF/ECF SERIES



## SHF/ESHF

Mates:  
FFSD, FFTP (SHF)

## EHF

Mates:  
FFSD\*, FFTP

**\*Important Note:**  
EHF will not mate to FFSD with strain relief (-SR option), see ESHF series.

SERIES	1	NO. PINS PER ROW	01	PLATING OPTION	D	TAIL OPTION		OTHER OPTION	
--------	---	------------------	----	----------------	---	-------------	--	--------------	--

<b>SHF</b> = Mates with FFSD without Strain Relief	<b>04, 05, 06, 08, 10, 11, 12, 13, 15, 17, 20, 25</b> (Standard sizes)	<b>-L</b> = 10 μm (0.25 μm) Gold on post, Matte Tin on tail	<b>-TH</b> = Through-hole	<b>-LC</b> = Locking Clip (Not available with -RA) (Manual placement required)
<b>ESHF</b> = Mates with FFSD with Strain Relief			<b>-RA</b> = Right-angle	<b>-K</b> = (6.50 mm) .256" DIA Polyimide Film Pick & Place Pad (-SM only)
			<b>-SM</b> = Surface Mount	<b>-TR</b> = Tape & Reel

## SPECIFICATIONS

**Insulator Material:**  
Black Liquid Crystal Polymer  
**Terminal Material:**  
Phosphor Bronze  
**Plating:**  
Sn or Au over 50 μm (1.27 μm) Ni  
**Operating Temp Range:**  
-55 °C to +125 °C

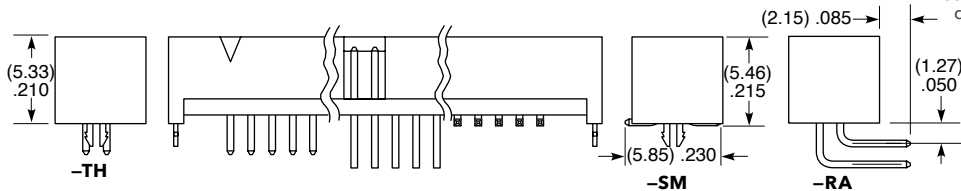


TYPE STRIP	A
SHF	No. of pins x (1.27) .050 + (6.35) .250
ESHF	No. of pins x (1.27) .050 + (10.16) .400

**-FR**  
= Full Reel Tape & Reel (must order max. quantity per reel; contact Samtec for quantity breaks)

## PROCESSING

**Lead-Free Solderable:**  
Yes  
**SMT Lead Coplanarity:**  
(0.10 mm) .004" max



EHF	1	NO. PINS PER ROW	01	PLATING OPTION	D	TAIL OPTION		OTHER OPTION	
-----	---	------------------	----	----------------	---	-------------	--	--------------	--

**04, 05, 08, 10, 13, 17, 20, 25**  
(Standard sizes)

**-F**  
= Gold flash on post, Matte Tin on tail

**-L**  
= 10 μm (0.25 μm) Gold on post, Matte Tin on tail

Leave blank for Through-hole version

**-SM**  
= Surface Mount

**-RA**  
= Right-angle

**-XX**  
= Polarized Position (-RA not available)

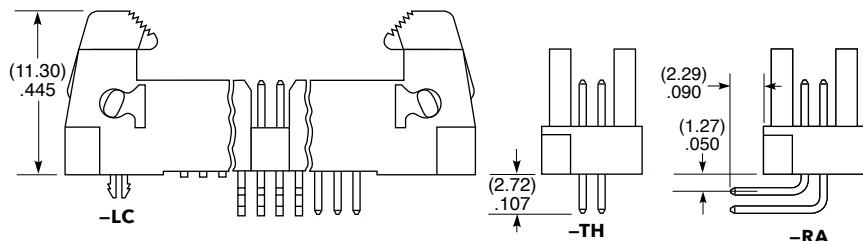
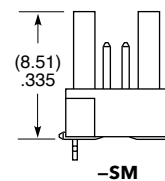
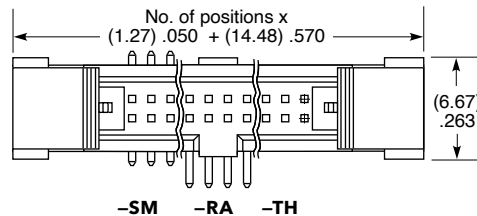
**-LC**  
= Locking Clip (-SM only) (Manual placement required)

**-K**  
= (7.50 mm) .295" DIA Polyimide Film Pick & Place Pad

**-P**  
= Pick & Place Pad (-SM only)

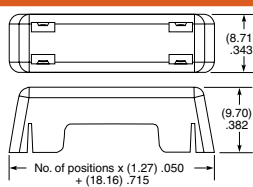
**-TR**  
= Tape & Reel (-LC not available)

**-FR**  
= Full Reel Tape & Reel (must order max. quantity per reel; contact Samtec for quantity breaks) (-LC not available)



## EJECTOR HEADER CAP

(Locks FFSD cable to EHF header)





**ECF** - NO. PINS PER ROW

**05, 08, 10, 13, 17, 20, 25**

**Note:**  
Some lengths, styles and options are non-standard, non-returnable.

## Looking for pricing, stock, or lifecycle information?

Click below to explore more details on WIN SOURCE:

-  [View SHF-110-01-L-D-SM-LC-TR on WIN SOURCE](#)
-  [Samtec Inc. Information](#)

## Optimize Your Supply Chain with WIN SOURCE Solutions

-  Global Sourcing Solution
-  Obsolete Management
-  Cost Control Management
-  Shortage Management
-  Alternative Solution
-  Excess Inventory Management