



**THE DATASHEET OF
SLW-137-01-S-D**



LOW PROFILE SOCKET STRIPS

(2.54 mm) .100" PITCH • SLW/CES SERIES



SLW

Mates:

TLW, TSW, MTLW, MTSW,
HW, EW, ZW, HTSW,
HMTSW, TSM

CES

Mates:

TLW, TSW, MTLW,
MTSW, HW, EW, ZW,
DW, HTSW, PHT, HMTSW

SLW	-	1	NO. PINS PER ROW	-	01	PLATING OPTION	-	ROW OPTION
-----	---	---	------------------	---	----	----------------	---	------------

01 thru 50



-F

= Gold flash on contact,
Matte Tin on tail

-S

= Single Row

-L

= 10 μ" (0.25 μm) Gold on contact,
Matte Tin on tail

-D

= Double Row

-G

= 20 μ" (0.51 μm) Gold on contact,
Gold flash on balance

-T

= Matte Tin

SPECIFICATIONS

Insulator Material:

Black G.F. Polyester

Contact Material:

Phosphor Bronze

Plating:

Au or Sn over
50 μ" (1.27 μm) Ni

SLW Current Rating (SLW/TSW):

5.2 A per pin
(2 pins powered)

CES Current Rating (TSW/CES):

5.5 A per pin
(2 pins powered)

Voltage Rating:

SLW: 406 VAC
CES: 400 VAC

Operating Temp Range:

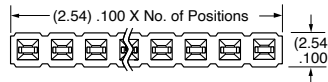
-55 °C to +125 °C with Gold
-55 °C to +105 °C with Tin

Insertion Depth:

SLW: (2.16 mm) .085" to
(2.92 mm) .115"
CES: (2.62 mm) .103" to
(4.06 mm) .160"

Lead-Free Solderable:

No, Lead Wave only



PROCESSING

Lead-Free Solderable:

No, Lead Wave only

CES	-	1	NO. PINS PER ROW	-	LEAD STYLE	-	PLATING OPTION	-	ROW OPTION	-	RA OPTION
-----	---	---	------------------	---	------------	---	----------------	---	------------	---	-----------

01 thru 50

Specify
LEAD
STYLE
from
chart

-L

= 10 μ" (0.25 μm)
Gold contact,
Matte Tin on tail

-S

= Single Row

-RA

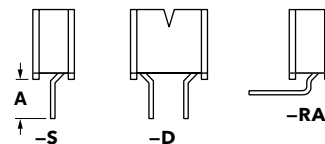
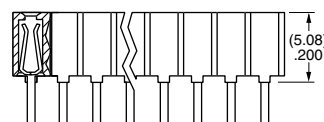
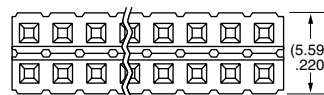
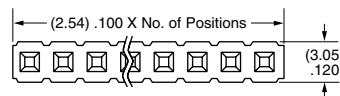
= Right-angle
version
(Style -02 only
Single Row only)

-T

= Matte Tin

-D

= Double Row



LEAD STYLE	A
-01	(3.25) .128
-02	(5.66) .223

ALSO AVAILABLE

MOQ Required

Other Platings

Note:

Some lengths, styles and
options are non-standard,
non-returnable.

Looking for pricing, stock, or lifecycle information?

Click below to explore more details on WIN SOURCE:

 [View SLW-137-01-S-D on WIN SOURCE](#)

 [Samtec Inc. Information](#)

Optimize Your Supply Chain with WIN SOURCE Solutions

-  Global Sourcing Solution
-  Obsolete Management
-  Cost Control Management
-  Shortage Management
-  Alternative Solution
-  Excess Inventory Management