

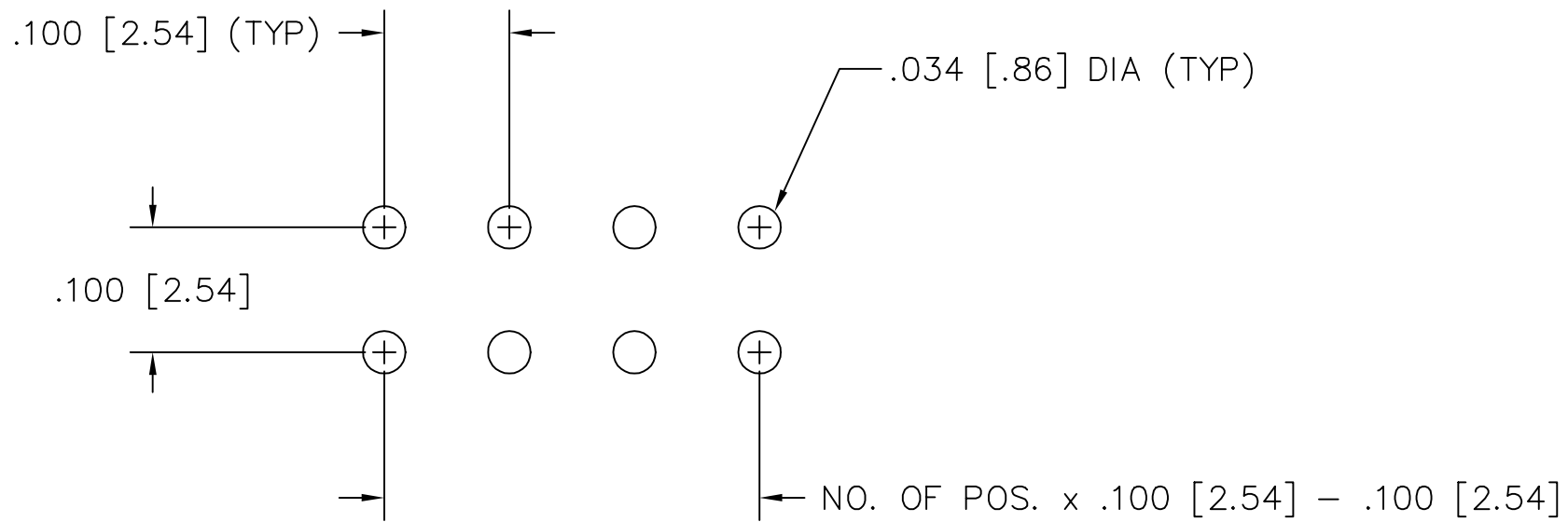


**THE DATASHEET OF
SLW-144-01-T-D**



RECOMMENDED P.C. BOARD LAYOUT FOR SLW (DOUBLE ROW)

REV. A



MISC\MKTG\FOOTPRINT
SLW-S



samtec

810 PROGRESS BLVD. NEW ALBANY, INDIANA 47150
PHONE (812) 944-6733 P.O. BOX 1147

PLOT SCALE: 1 = .1

Looking for pricing, stock, or lifecycle information?

Click below to explore more details on WIN SOURCE:

-  [View SLW-144-01-T-D on WIN SOURCE](#)
-  [Samtec Inc. Information](#)

Optimize Your Supply Chain with WIN SOURCE Solutions

-  Global Sourcing Solution
-  Obsolete Management
-  Cost Control Management
-  Shortage Management
-  Alternative Solution
-  Excess Inventory Management