



**THE DATASHEET OF
SMS-103-01-G-S**



THROUGH-HOLE MICRO SOCKETS

(1.27 mm) .050" PITCH • SLM/SMS SERIES



SLM

Mates:
HTMS, TMS, MTMS, DWM,
HDWM, FTR, HMTMS

SMS

Mates:
HTMS, TMS, MTMS,
DWM, HDWM, FTR, TML,
ZML, HMTM

SPECIFICATIONS

Insulator Material:
SLM: Black Glass Filled Polyester
SMS: Black LCP

Contact Material:
Phosphor Bronze

Plating:
Au or Sn over
50 μ" (1.27 μm) Ni

Current Rating (SLM/TMS):
5.2 A per pin
(2 pins powered)

Current Rating (SMS/TMS):
5.0 A per pin
(2 pins powered)

Operating Temp Range:
-55 °C to +125 °C with Gold
-55 °C to +105 °C with Tin

Insertion Depth:
SLM: (2.03 mm) .080"
to (3.05 mm) .120"
SMS: (3.43 mm) .135" to
(6.35 mm) .250" with
(0.38 mm) .015" wipe

PROCESSING

Lead-Free Solderable:
SLM: No, Lead Wave Only
SMS: Yes

ALSO AVAILABLE

Other Platings
(MOQ Required)

Note:
Some lengths, styles and
options are non-standard,
non-returnable.

SLM	-	1	NO. PINS PER ROW	-	01	PLATING OPTION	-	ROW OPTION
-----	---	---	------------------	---	----	----------------	---	------------

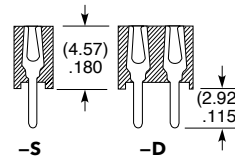
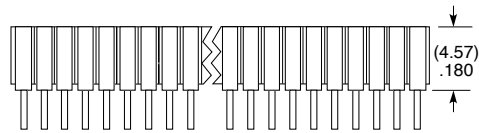
01 thru 50

-L
= 10 μ" (0.25 μm) Gold on contact,
Matte Tin on tail

-G
= 20 μ" (0.51 μm) Gold on contact,
Gold flash on balance

-S
= Single Row

-D
= Double Row



SMS	-	1	NO. PINS PER ROW	-	LEAD STYLE	PLATING OPTION	-	ROW OPTION
-----	---	---	------------------	---	------------	----------------	---	------------

01 thru 50

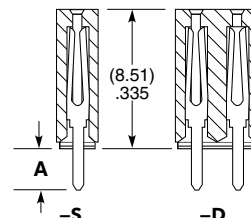
Specify
LEAD
STYLE
from
chart

-L
= 10 μ" (0.25 μm) Gold on contact,
Matte Tin on tail

-G
= 20 μ" (0.51 μm) Gold on contact,
Gold flash on balance

-S
= Single Row

-D
= Double Row



LEAD STYLE	A
-01	(2.54) .100
-02	(4.83) .190

Looking for pricing, stock, or lifecycle information?

Click below to explore more details on WIN SOURCE:

 [View SMS-103-01-G-S on WIN SOURCE](#)

 [Samtec Inc. Information](#)

Optimize Your Supply Chain with WIN SOURCE Solutions

-  Global Sourcing Solution
-  Obsolete Management
-  Cost Control Management
-  Shortage Management
-  Alternative Solution
-  Excess Inventory Management