



**THE DATASHEET OF  
SQT-144-01-L-D-RA**



# COST-EFFECTIVE RUGGED SOCKETS

(2.00 mm) .0787" PITCH • SQW/SQT SERIES



## SQW/SQT

### Board Mates:

TMMH, TMMS, TMM, MTMM, MMT, TW, TSH, LTMM, ZLTMM, PTT

### Cable Mates:

TCMD

## SPECIFICATIONS

### Insulator Material:

Black Liquid Crystal Polymer

### Contact Material:

Phosphor Bronze

### Plating:

Sn or Au over  
50 μ" (1.27 μm) Ni

### SQW Current Rating (SQW/TMMH):

3.8 A per pin (2 pins powered)

### SQT Current Rating (TMMH/SQT):

5.1 A per pin (2 pins powered)

### Voltage Rating:

281 VAC mated with TMM;

250 VAC mated with TMMH

### Operating Temp Range:

-55 °C to +125 °C

### SQW Insertion Depth:

(2.62 mm) .103" to

(5.03 mm) .198" with

(0.38 mm) .015" wipe

### SQT Insertion Depth:

(2.62 mm) .103" to

(5.03 mm) .198"

### Max Cycles:

100 with 10 μ" (0.25 μm) Au

<b>SQW</b>	-	<b>1</b>	<b>NO. PINS PER ROW</b>	-	<b>01</b>	<b>PLATING OPTION</b>	-	<b>ROW OPTION</b>	-	<b>OPTION</b>
------------	---	----------	-------------------------	---	-----------	-----------------------	---	-------------------	---	---------------

02 thru 50

### -F

= Gold flash on contact, Matte Tin on tail

### -L

= 10 μ" (0.25 μm) Gold on contact, Matte Tin on tail

### -D

= Double Row

### -D-VS

= Double Row Surface Mount

### -T

= Triple Row

### -Q

= Four Row

### -5

= Five Row

### -6

= Six Row

### -“XXX”

= Polarized Position  
-D-VS only options:

### -A

= Alignment Pin (5 positions minimum)  
Metal or plastic at Samtec discretion. (Not available with -LC)

### -LC

= Locking Clip (5 positions minimum) (Manual placement required)

### -K

= (4.25 mm) .167" DIA Polyimide Film Pick & Place Pad (4 positions minimum)

### -P

= Pick & Place Pad (4 positions minimum)

### -TR

= Tape & Reel (4-28 positions only)

### -FR

= Full Reel Tape & Reel (must order max. quantity per reel; contact Samtec for quantity breaks) (4-28 positions only)



## PROCESSING

### SQW Lead-Free Solderable:

Yes, for -D & -D-VS

(Wave only for -T, -Q, -5 & -6)

### SQT Lead-Free Solderable:

Yes

### SMT Lead Coplanarity:

(0.10 mm) .004" max (02-10)

(0.15 mm) .006" max (11-50)\*

\*(.004" stencil solution may be available; contact

ipg@samtec.com)

<b>SQT</b>	-	<b>1</b>	<b>NO. PINS PER ROW</b>	-	<b>LEAD STYLE</b>	-	<b>PLATING OPTION</b>	-	<b>ROW OPTION</b>	-	<b>OTHER OPTION</b>
------------	---	----------	-------------------------	---	-------------------	---	-----------------------	---	-------------------	---	---------------------

02 thru 50

Specify LEAD STYLE from chart

### -F

= Gold flash on contact, Matte Tin on tail

### -L

= 10 μ" (0.25 μm) Gold on contact, Matte Tin on tail

### -S

= Single Row

### -D

= Double Row

### -T

= Triple Row

### -Q

= Four Row

### -5

= Five Row

### -6

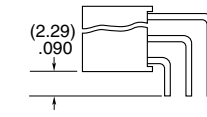
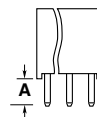
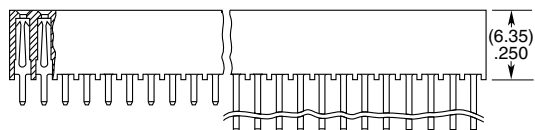
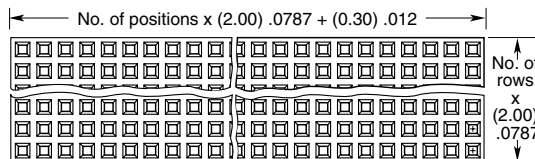
= Six Row

### -RA

= Right-angle (-Q, -5 & -6 Row not available) (Lead Style -01 only)

### -“XXX”

= Polarized Position (Indicate position number)



-RA OPTION (-Q, -5 & -6 not available)

### Note:

Some lengths, styles and options are non-standard, non-returnable.

## Looking for pricing, stock, or lifecycle information?

Click below to explore more details on WIN SOURCE:

 [View SQT-144-01-L-D-RA on WIN SOURCE](#)

 [Samtec Inc. Information](#)

## Optimize Your Supply Chain with WIN SOURCE Solutions

-  Global Sourcing Solution
-  Obsolete Management
-  Cost Control Management
-  Shortage Management
-  Alternative Solution
-  Excess Inventory Management