



**THE DATASHEET OF
SQT-110-03-L-T**



COST-EFFECTIVE RUGGED SOCKETS

(2.00 mm) .0787" PITCH • SQW/SQT SERIES



SQW/SQT

Board Mates:

TMMH, TMM5, TMM, MTMM, MMT, TW, TSH, LTMM, ZLTMM, PTT

Cable Mates:

TCMD

SPECIFICATIONS

Insulator Material:

Black Liquid Crystal Polymer

Contact Material:

Phosphor Bronze

Plating:

Sn or Au over
50 μ" (1.27 μm) Ni

SQW Current Rating (SQW/TMMH):

3.8 A per pin (2 pins powered)

SQT Current Rating (TMMH/SQT):

5.1 A per pin (2 pins powered)

Voltage Rating:

281 VAC mated with TMM;

250 VAC mated with TMMH

Operating Temp Range:

-55 °C to +125 °C

SQW Insertion Depth:

(2.62 mm) .103" to

(5.03 mm) .198" with

(0.38 mm) .015" wipe

SQT Insertion Depth:

(2.62 mm) .103" to

(5.03 mm) .198"

Max Cycles:

100 with 10 μ" (0.25 μm) Au

SQW	-	1	NO. PINS PER ROW	-	01	PLATING OPTION	-	ROW OPTION	-	OPTION
------------	---	----------	-------------------------	---	-----------	-----------------------	---	-------------------	---	---------------

02 thru 50

-F

= Gold flash on contact, Matte Tin on tail

-L

= 10 μ" (0.25 μm) Gold on contact, Matte Tin on tail

-D

= Double Row

-D-VS

= Double Row Surface Mount

-T

= Triple Row

-Q

= Four Row

-5

= Five Row

-6

= Six Row

-“XXX”

= Polarized Position
-D-VS only options:

-A

= Alignment Pin (5 positions minimum)
Metal or plastic at Samtec discretion. (Not available with -LC)

-LC

= Locking Clip (5 positions minimum) (Manual placement required)

-K

= (4.25 mm) .167" DIA Polyimide Film Pick & Place Pad (4 positions minimum)

-P

= Pick & Place Pad (4 positions minimum)

-TR

= Tape & Reel (4-28 positions only)

-FR

= Full Reel Tape & Reel (must order max. quantity per reel; contact Samtec for quantity breaks) (4-28 positions only)



PROCESSING

SQW Lead-Free Solderable:

Yes, for -D & -D-VS

(Wave only for -T, -Q, -5 & -6)

SQT Lead-Free Solderable:

Yes

SMT Lead Coplanarity:

(0.10 mm) .004" max (02-10)

(0.15 mm) .006" max (11-50)*

*(.004" stencil solution may be available; contact ipg@samtec.com)

SQT	-	1	NO. PINS PER ROW	-	LEAD STYLE	-	PLATING OPTION	-	ROW OPTION	-	OTHER OPTION
------------	---	----------	-------------------------	---	-------------------	---	-----------------------	---	-------------------	---	---------------------

02 thru 50

Specify LEAD STYLE from chart

-F

= Gold flash on contact, Matte Tin on tail

-L

= 10 μ" (0.25 μm) Gold on contact, Matte Tin on tail

-S

= Single Row

-D

= Double Row

-T

= Triple Row

-Q

= Four Row

-5

= Five Row

-6

= Six Row

-RA

= Right-angle (-Q, -5 & -6 Row not available) (Lead Style -01 only)

-“XXX”

= Polarized Position (Indicate position number)



LEAD STYLE	A
-01	(2.29) .090
-02	(15.24) .600
-03	(5.28) .208




Note:

Some lengths, styles and options are non-standard, non-returnable.






Looking for pricing, stock, or lifecycle information?

Click below to explore more details on WIN SOURCE:

 [View SQT-110-03-L-T on WIN SOURCE](#)

 [Samtec Inc. Information](#)

Optimize Your Supply Chain with WIN SOURCE Solutions

-  Global Sourcing Solution
-  Obsolete Management
-  Cost Control Management
-  Shortage Management
-  Alternative Solution
-  Excess Inventory Management