



**THE DATASHEET OF
SS-112-T-2**





SS-132-G-2



ESD-115-TT-05

(2.54 mm) .100"

SS, SD, ESD, ESS, HSS SERIES

PRECISION MACHINED SOCKET STRIPS

Mates with:

TS, TD, HTS, BBS, BBD, BBL, BDL, BHS

SPECIFICATIONS

For complete specifications see www.samtec.com?SS, www.samtec.com?ESS, www.samtec.com?SD, www.samtec.com?ESD or www.samtec.com?HSS

Insulator Material:
SS, SD, ESS, ESD= Black G.F. Polyester
HSS= Black Liquid Crystal Polymer

Contact:
BeCu

Shell:
Brass except Style 5A
Phosphor Bronze

Plating:
Au over 50 μ" (1.27 μm) Ni or Sn over 50 μ" (1.27 μm) Ni

Operating Temp Range:
-55 °C to +125 °C

Lead Size Range:
(0.38 mm to 0.56 mm) .015" to .022" DIA and most IC leads

RoHS Compliant:
Yes

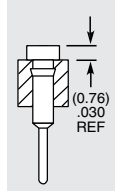
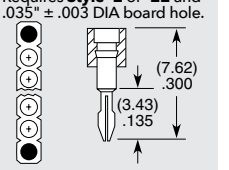
Lead-Free Solderable:
SS, SD, ESS, ESD:
No, Lead Wave only
HSS: Yes

RECOGNITIONS

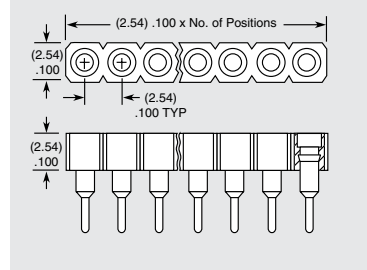
For complete scope of recognitions see www.samtec.com/quality



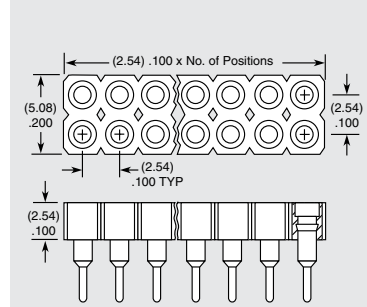
FILE NO. E111594

| TYPE STRIP | 1 | NO. PINS PER ROW | PLATING OPTION | LEAD STYLE | OPTION | OTHER OPTION |
|--------------------------------------------|---|-----------------------------------------------------------|-------------------------------------------------------------------------------|------------|---------------------------------------------------------------------------------------------------------------------------------|------------------------------------------------------------------------------------------------------------------|
| | | 01 thru 32 =SS, ESS Series | -S = 10 μ" (0.25 μm) Gold contact, Tin shell (Styles 2 & 22 only) | | -L = Locking Socket | -N = Non Flush |
| | | 01 thru 36 =HSS, SD & ESD Series | -T = 30 μ" (0.76 μm) Gold contact, Tin shell | | Add -L suffix for locking lead socket in end positions. Requires Style -2 or -22 and .035" ± .003 DIA board hole. |  (0.76) REF ↑ (.030) |
| SS = Standard Single Row Socket | | HSS = High Temp Single Row Socket | -G = 30 μ" (0.76 μm) Gold contact, 10 μ" (0.25 μm) Gold shell | |  Requires -T Plating Option | N/A Style -5A |
| ESS = Elevated Single Row Socket | | | -TT = Tin contact and shell (Styles 1, 2, 4, and 05 except LIF N/A) | | ALSO AVAILABLE (MOQ Required) | |
| | | Styles -5A & -05 socket heads not countersunk. | | | • Locking lead option on ESS and ESD series | |

LIF= Low Insertion Force

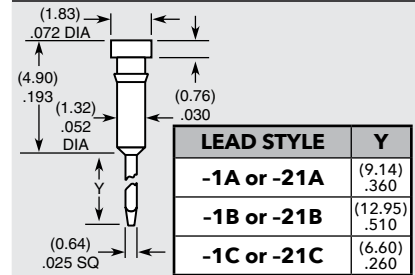


Style -5A not available. Styles -5A & -05 socket heads not countersunk.

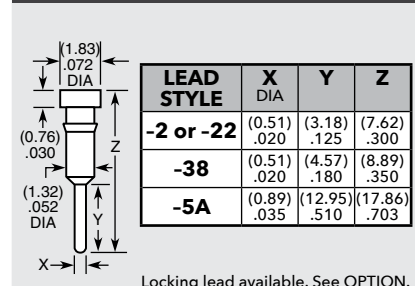


Note:
Some lengths, styles and options are non-standard, non-returnable.

-1A, -1B OR -1C
For LIF specify -21A, -21B or -21C (SS, HSS, SD)

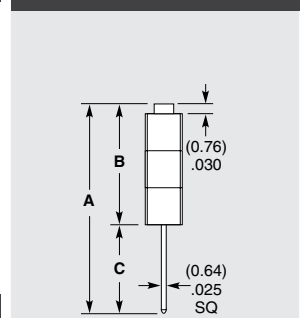


-2, -22*, -5A, or -38*
*For LIF specify -22 or -38 (SS, HSS, SD)



Locking lead available. See OPTION.

-03, -04, -05
For LIF specify -23 (ESS, ESD)



| LEAD STYLE | A | B | C |
|------------|--------------|--------------|-------------|
| -05 | (17.86) .703 | (13.46) .530 | (4.39) .173 |
| -03 or -23 | (11.51) .453 | (8.38) .330 | (3.12) .123 |
| -04 | (14.05) .553 | (10.92) .430 | (3.12) .123 |

Looking for pricing, stock, or lifecycle information?

Click below to explore more details on WIN SOURCE:

 [View SS-112-T-2 on WIN SOURCE](#)

 [Samtec Inc. Information](#)

Optimize Your Supply Chain with WIN SOURCE Solutions

-  Global Sourcing Solution
-  Obsolete Management
-  Cost Control Management
-  Shortage Management
-  Alternative Solution
-  Excess Inventory Management