



**THE DATASHEET OF  
SS-105-TT-2**





SS-132-G-2



ESD-115-TT-05

(2.54 mm) .100"

SS, SD, ESD, ESS, HSS SERIES

# PRECISION MACHINED SOCKET STRIPS

**Mates with:**

TS, TD, HTS, BBS, BBD, BBL, BDL, BHS

**SPECIFICATIONS**

For complete specifications see [www.samtec.com?SS](http://www.samtec.com?SS), [www.samtec.com?ESS](http://www.samtec.com?ESS), [www.samtec.com?SD](http://www.samtec.com?SD), [www.samtec.com?ESD](http://www.samtec.com?ESD) or [www.samtec.com?HSS](http://www.samtec.com?HSS)

**Insulator Material:**  
SS, SD, ESS, ESD= Black G.F. Polyester  
HSS= Black Liquid Crystal Polymer

**Contact:**

BeCu  
**Shell:**  
Brass except Style 5A  
Phosphor Bronze  
**Plating:**  
Au over 50 μ" (1.27 μm) Ni or Sn over 50 μ" (1.27 μm) Ni  
**Operating Temp Range:**  
-55 °C to +125 °C  
**Lead Size Range:**  
(0.38 mm to 0.56 mm) .015" to .022" DIA and most IC leads  
**RoHS Compliant:**  
Yes  
**Lead-Free Solderable:**  
SS, SD, ESS, ESD:  
No, Lead Wave only  
HSS: Yes

**RECOGNITIONS**

For complete scope of recognitions see [www.samtec.com/quality](http://www.samtec.com/quality)



FILE NO. E111594

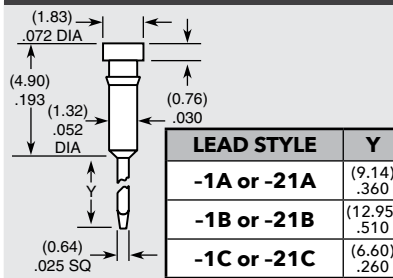
TYPE STRIP	1	NO. PINS PER ROW	PLATING OPTION	LEAD STYLE	OPTION	OTHER OPTION
		01 thru 32 =SS, ESS Series	-S = 10 μ" (0.25 μm) Gold contact, Tin shell (Styles 2 & 22 only)	-T = 30 μ" (0.76 μm) Gold contact, Tin shell	-L = Locking Socket	-N = Non Flush
		01 thru 36 =HSS, SD & ESD Series	-G = 30 μ" (0.76 μm) Gold contact, 10 μ" (0.25 μm) Gold shell	-TT = Tin contact and shell (Styles 1, 2, 4, and 05 except LIF N/A)	<p>Add -L suffix for locking lead socket in end positions. Requires <b>Style -2</b> or <b>-22</b> and .035" ± .003 DIA board hole.</p> <p>Requires -T Plating Option</p>	<p>N/A Style -5A</p>
SS = Standard Single Row Socket		HSS = High Temp Single Row Socket				
		ESS = Elevated Single Row Socket				
		<p>Styles -5A &amp; -05 socket heads not countersunk.</p>				
		SD = Standard Double Row Socket				
		ESD = Elevated Double Row Socket				
		<p>Style -5A not available. Styles -5A &amp; -05 socket heads not countersunk.</p>				

**ALSO AVAILABLE (MOQ Required)**

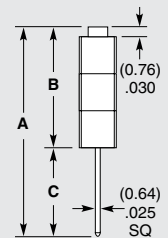
- Locking lead option on ESS and ESD series

LIF= Low Insertion Force

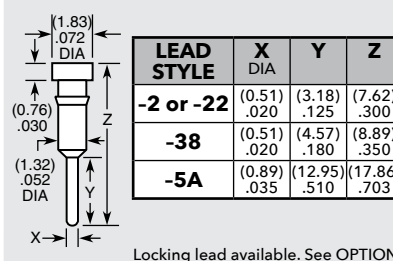
**-1A, -1B OR -1C**  
For LIF specify -21A, -21B or -21C (SS, HSS, SD)



**-03, -04, -05**  
For LIF specify -23 (ESS, ESD)



**-2, -22\*, -5A, or -38\***  
\*For LIF specify -22 or -38 (SS, HSS, SD)



Locking lead available. See OPTION.

**Note:**  
Some lengths, styles and options are non-standard, non-returnable.

## Looking for pricing, stock, or lifecycle information?

Click below to explore more details on WIN SOURCE:

 [View SS-105-TT-2 on WIN SOURCE](#)

 [Samtec Inc. Information](#)

## Optimize Your Supply Chain with WIN SOURCE Solutions

-  Global Sourcing Solution
-  Obsolete Management
-  Cost Control Management
-  Shortage Management
-  Alternative Solution
-  Excess Inventory Management