



**THE DATASHEET OF
SS-101-G-2-N**





SS-132-G-2



ESD-115-TT-05

(2.54 mm) .100"

SS, SD, ESD, ESS, HSS SERIES

PRECISION MACHINED SOCKET STRIPS

Mates with:

TS, TD, HTS, BBS, BBD, BBL, BDL, BHS

SPECIFICATIONS

For complete specifications see www.samtec.com?SS, www.samtec.com?ESS, www.samtec.com?SD, www.samtec.com?ESD or www.samtec.com?HSS

Insulator Material:
SS, SD, ESS, ESD= Black G.F. Polyester
HSS= Black Liquid Crystal Polymer

Contact:

BeCu

Shell:

Brass except Style 5A

Phosphor Bronze

Plating:

Au over 50 μ" (1.27 μm) Ni or Sn over 50 μ" (1.27 μm) Ni

Operating Temp Range:

-55 °C to +125 °C

Lead Size Range:

(0.38 mm to 0.56 mm)

.015" to .022" DIA

and most IC leads

RoHS Compliant:

Yes

Lead-Free Solderable:

SS, SD, ESS, ESD:

No, Lead Wave only

HSS: Yes

RECOGNITIONS

For complete scope of recognitions see www.samtec.com/quality



FILE NO. E111594

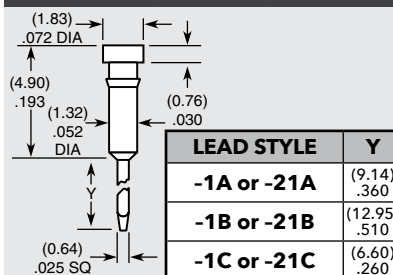
TYPE STRIP	1	NO. PINS PER ROW	PLATING OPTION	LEAD STYLE	OPTION	OTHER OPTION
		01 thru 32 =SS, ESS Series	-S = 10 μ" (0.25 μm) Gold contact, Tin shell (Styles 2 & 22 only)	-T = 30 μ" (0.76 μm) Gold contact, Tin shell	-L = Locking Socket	-N = Non Flush
		01 thru 36 =HSS, SD & ESD Series	-G = 30 μ" (0.76 μm) Gold contact, 10 μ" (0.25 μm) Gold shell	-TT = Tin contact and shell (Styles 1, 2, 4, and 05 except LIF N/A)	<p>Add -L suffix for locking lead socket in end positions. Requires Style -2 or -22 and .035" ± .003 DIA board hole.</p> <p>Requires -T Plating Option</p>	<p>N/A Style -5A</p>
SS = Standard Single Row Socket		HSS = High Temp Single Row Socket				
		ESS = Elevated Single Row Socket				
		<p>Styles -5A & -05 socket heads not countersunk.</p>				
		SD = Standard Double Row Socket				
		ESD = Elevated Double Row Socket				
		<p>Style -5A not available. Styles -5A & -05 socket heads not countersunk.</p>				

ALSO AVAILABLE (MOQ Required)

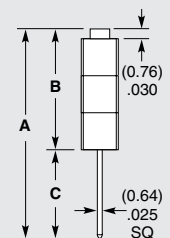
- Locking lead option on ESS and ESD series

LIF= Low Insertion Force

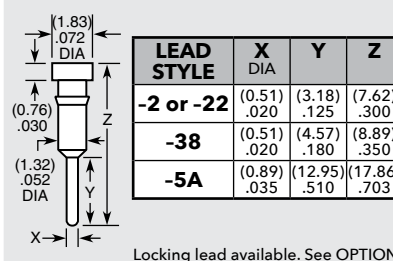
-1A, -1B OR -1C
For LIF specify -21A, -21B or -21C (SS, HSS, SD)



-03, -04, -05
For LIF specify -23 (ESS, ESD)



-2, -22*, -5A, or -38*
*For LIF specify -22 or -38 (SS, HSS, SD)




Locking lead available. See OPTION.

Note: Some lengths, styles and options are non-standard, non-returnable.

Looking for pricing, stock, or lifecycle information?

Click below to explore more details on WIN SOURCE:

 [View SS-101-G-2-N on WIN SOURCE](#)

 [Samtec Inc. Information](#)

Optimize Your Supply Chain with WIN SOURCE Solutions

-  Global Sourcing Solution
-  Obsolete Management
-  Cost Control Management
-  Shortage Management
-  Alternative Solution
-  Excess Inventory Management