





**THE DATASHEET OF
SS-120-G-2-N**





SS-132-G-2



ESD-115-TT-05

(2.54 mm) .100"

SS, SD, ESD, ESS, HSS SERIES

PRECISION MACHINED SOCKET STRIPS

Mates with:

TS, TD, HTS, BBS,
BBD, BBL, BDL, BHS

SPECIFICATIONS

For complete specifications see www.samtec.com?SS, www.samtec.com?ESS, www.samtec.com?SD, www.samtec.com?ESD or www.samtec.com?HSS

Insulator Material:
SS, SD, ESS, ESD= Black G.F. Polyester
HSS= Black Liquid Crystal Polymer

Contact:

BeCu
Shell:
Brass except Style 5A
Phosphor Bronze
Plating:
Au over 50 μ" (1.27 μm) Ni or Sn over 50 μ" (1.27 μm) Ni
Operating Temp Range:
-55 °C to +125 °C
Lead Size Range:
(0.38 mm to 0.56 mm) .015" to .022" DIA and most IC leads
RoHS Compliant:
Yes
Lead-Free Solderable:
SS, SD, ESS, ESD:
No, Lead Wave only
HSS: Yes

RECOGNITIONS

For complete scope of recognitions see www.samtec.com/quality



FILE NO. E111594

TYPE STRIP	1	NO. PINS PER ROW	PLATING OPTION	LEAD STYLE	OPTION	OTHER OPTION
		01 thru 32 =SS, ESS Series	-S = 10 μ" (0.25 μm) Gold contact, Tin shell (Styles 2 & 22 only)	-T = 30 μ" (0.76 μm) Gold contact, Tin shell	-L = Locking Socket	-N = Non Flush
		01 thru 36 =HSS, SD & ESD Series	-G = 30 μ" (0.76 μm) Gold contact, 10 μ" (0.25 μm) Gold shell	-TT = Tin contact and shell (Styles 1, 2, 4, and 05 except LIF N/A)	<p>Add -L suffix for locking lead socket in end positions. Requires Style -2 or -22 and .035" ± .003 DIA board hole.</p> <p>Requires -T Plating Option</p>	<p>N/A Style -5A</p>
SS = Standard Single Row Socket		HSS = High Temp Single Row Socket				
ESS = Elevated Single Row Socket						
<p>Styles -5A & -05 socket heads not countersunk.</p>						
					ALSO AVAILABLE (MOQ Required)	
					• Locking lead option on ESS and ESD series	

LIF= Low Insertion Force

SD	ESD
= Standard Double Row Socket	= Elevated Double Row Socket
<p>Style -5A not available. Styles -5A & -05 socket heads not countersunk.</p>	

-1A, -1B OR -1C									
For LIF specify -21A, -21B or -21C (SS, HSS, SD)									
	<table border="1"> <thead> <tr> <th>LEAD STYLE</th> <th>Y</th> </tr> </thead> <tbody> <tr> <td>-1A or -21A</td> <td>(9.14) .360</td> </tr> <tr> <td>-1B or -21B</td> <td>(12.95) .510</td> </tr> <tr> <td>-1C or -21C</td> <td>(6.60) .260</td> </tr> </tbody> </table>	LEAD STYLE	Y	-1A or -21A	(9.14) .360	-1B or -21B	(12.95) .510	-1C or -21C	(6.60) .260
LEAD STYLE	Y								
-1A or -21A	(9.14) .360								
-1B or -21B	(12.95) .510								
-1C or -21C	(6.60) .260								


-03, -04, -05																	
For LIF specify -23 (ESS, ESD)																	
	<table border="1"> <thead> <tr> <th>LEAD STYLE</th> <th>A</th> <th>B</th> <th>C</th> </tr> </thead> <tbody> <tr> <td>-05</td> <td>(17.86) .703</td> <td>(13.46) .530</td> <td>(4.39) .173</td> </tr> <tr> <td>-03 or -23</td> <td>(11.51) .453</td> <td>(8.38) .330</td> <td>(3.12) .123</td> </tr> <tr> <td>-04</td> <td>(14.05) .553</td> <td>(10.92) .430</td> <td>(3.12) .123</td> </tr> </tbody> </table>	LEAD STYLE	A	B	C	-05	(17.86) .703	(13.46) .530	(4.39) .173	-03 or -23	(11.51) .453	(8.38) .330	(3.12) .123	-04	(14.05) .553	(10.92) .430	(3.12) .123
LEAD STYLE	A	B	C														
-05	(17.86) .703	(13.46) .530	(4.39) .173														
-03 or -23	(11.51) .453	(8.38) .330	(3.12) .123														
-04	(14.05) .553	(10.92) .430	(3.12) .123														

-2, -22*, -5A, or -38*																		
*For LIF specify -22 or -38 (SS, HSS, SD)																		
	<table border="1"> <thead> <tr> <th>LEAD STYLE</th> <th>X DIA</th> <th>Y</th> <th>Z</th> </tr> </thead> <tbody> <tr> <td>-2 or -22</td> <td>(0.51) .020</td> <td>(3.18) .125</td> <td>(7.62) .300</td> </tr> <tr> <td>-38</td> <td>(0.51) .020</td> <td>(4.57) .180</td> <td>(8.89) .350</td> </tr> <tr> <td>-5A</td> <td>(0.89) .035</td> <td>(12.95) .510</td> <td>(17.86) .703</td> </tr> </tbody> </table>	LEAD STYLE	X DIA	Y	Z	-2 or -22	(0.51) .020	(3.18) .125	(7.62) .300	-38	(0.51) .020	(4.57) .180	(8.89) .350	-5A	(0.89) .035	(12.95) .510	(17.86) .703	<p>Locking lead available. See OPTION.</p>
LEAD STYLE	X DIA	Y	Z															
-2 or -22	(0.51) .020	(3.18) .125	(7.62) .300															
-38	(0.51) .020	(4.57) .180	(8.89) .350															
-5A	(0.89) .035	(12.95) .510	(17.86) .703															

Note:
Some lengths, styles and options are non-standard, non-returnable.

Looking for pricing, stock, or lifecycle information?

Click below to explore more details on WIN SOURCE:

 [View SS-120-G-2-N on WIN SOURCE](#)

 [Samtec Inc. Information](#)

Optimize Your Supply Chain with WIN SOURCE Solutions

-  Global Sourcing Solution
-  Obsolete Management
-  Cost Control Management
-  Shortage Management
-  Alternative Solution
-  Excess Inventory Management