



**THE DATASHEET OF  
SS-119-TT-2-N**





SS-132-G-2



ESD-115-TT-05

(2.54 mm) .100"

SS, SD, ESD, ESS, HSS SERIES

# PRECISION MACHINED SOCKET STRIPS

**Mates with:**

TS, TD, HTS, BBS, BBD, BBL, BDL, BHS

**SPECIFICATIONS**

For complete specifications see [www.samtec.com?SS](http://www.samtec.com?SS), [www.samtec.com?ESS](http://www.samtec.com?ESS), [www.samtec.com?SD](http://www.samtec.com?SD), [www.samtec.com?ESD](http://www.samtec.com?ESD) or [www.samtec.com?HSS](http://www.samtec.com?HSS)

**Insulator Material:**  
SS, SD, ESS, ESD= Black G.F. Polyester  
HSS= Black Liquid Crystal Polymer

**Contact:**

BeCu  
**Shell:**  
Brass except Style 5A  
Phosphor Bronze  
**Plating:**  
Au over 50 μ" (1.27 μm) Ni or Sn over 50 μ" (1.27 μm) Ni  
**Operating Temp Range:**  
-55 °C to +125 °C  
**Lead Size Range:**  
(0.38 mm to 0.56 mm) .015" to .022" DIA and most IC leads  
**RoHS Compliant:**  
Yes  
**Lead-Free Solderable:**  
SS, SD, ESS, ESD:  
No, Lead Wave only  
HSS: Yes

**RECOGNITIONS**

For complete scope of recognitions see [www.samtec.com/quality](http://www.samtec.com/quality)



FILE NO. E111594

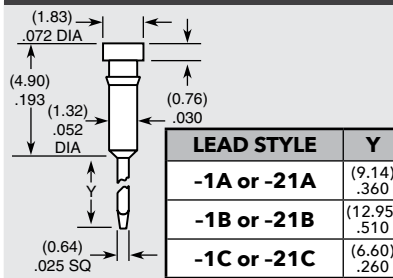
| TYPE STRIP                            | 1 | NO. PINS PER ROW                                                                   | PLATING OPTION                                                       | LEAD STYLE                                                             | OPTION                                                                                                                                                                   | OTHER OPTION         |
|---------------------------------------|---|------------------------------------------------------------------------------------|----------------------------------------------------------------------|------------------------------------------------------------------------|--------------------------------------------------------------------------------------------------------------------------------------------------------------------------|----------------------|
|                                       |   | 01 thru 32<br>=SS, ESS Series                                                      | -S<br>= 10 μ" (0.25 μm) Gold contact, Tin shell (Styles 2 & 22 only) | -T<br>= 30 μ" (0.76 μm) Gold contact, Tin shell                        | -L = Locking Socket                                                                                                                                                      | -N = Non Flush       |
|                                       |   | 01 thru 36<br>=HSS, SD & ESD Series                                                | -G<br>= 30 μ" (0.76 μm) Gold contact, 10 μ" (0.25 μm) Gold shell     | -TT<br>= Tin contact and shell (Styles 1, 2, 4, and 05 except LIF N/A) | <p>Add -L suffix for locking lead socket in end positions. Requires <b>Style -2</b> or <b>-22</b> and .035" ± .003 DIA board hole.</p> <p>Requires -T Plating Option</p> | <p>N/A Style -5A</p> |
| SS<br>= Standard<br>Single Row Socket |   | HSS<br>= High Temp<br>Single Row Socket                                            |                                                                      |                                                                        |                                                                                                                                                                          |                      |
|                                       |   | ESS<br>= Elevated Single Row Socket                                                |                                                                      |                                                                        |                                                                                                                                                                          |                      |
|                                       |   | <p>Styles -5A &amp; -05 socket heads not countersunk.</p>                          |                                                                      |                                                                        |                                                                                                                                                                          |                      |
|                                       |   | SD<br>= Standard Double Row Socket                                                 |                                                                      |                                                                        |                                                                                                                                                                          |                      |
|                                       |   | ESD<br>= Elevated Double Row Socket                                                |                                                                      |                                                                        |                                                                                                                                                                          |                      |
|                                       |   | <p>Style -5A not available. Styles -5A &amp; -05 socket heads not countersunk.</p> |                                                                      |                                                                        |                                                                                                                                                                          |                      |

**ALSO AVAILABLE (MOQ Required)**

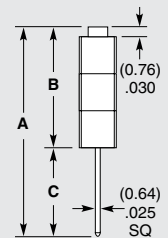
- Locking lead option on ESS and ESD series

LIF= Low Insertion Force

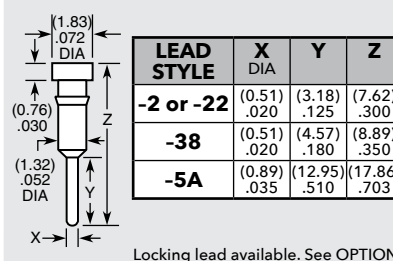
**-1A, -1B OR -1C**  
For LIF specify -21A, -21B or -21C (SS, HSS, SD)



**-03, -04, -05**  
For LIF specify -23 (ESS, ESD)



**-2, -22\*, -5A, or -38\***  
\*For LIF specify -22 or -38 (SS, HSS, SD)



Locking lead available. See OPTION.

**Note:**  
Some lengths, styles and options are non-standard, non-returnable.

## Looking for pricing, stock, or lifecycle information?

Click below to explore more details on WIN SOURCE:

 [View SS-119-TT-2-N on WIN SOURCE](#)

 [Samtec Inc. Information](#)

## Optimize Your Supply Chain with WIN SOURCE Solutions

-  Global Sourcing Solution
-  Obsolete Management
-  Cost Control Management
-  Shortage Management
-  Alternative Solution
-  Excess Inventory Management