

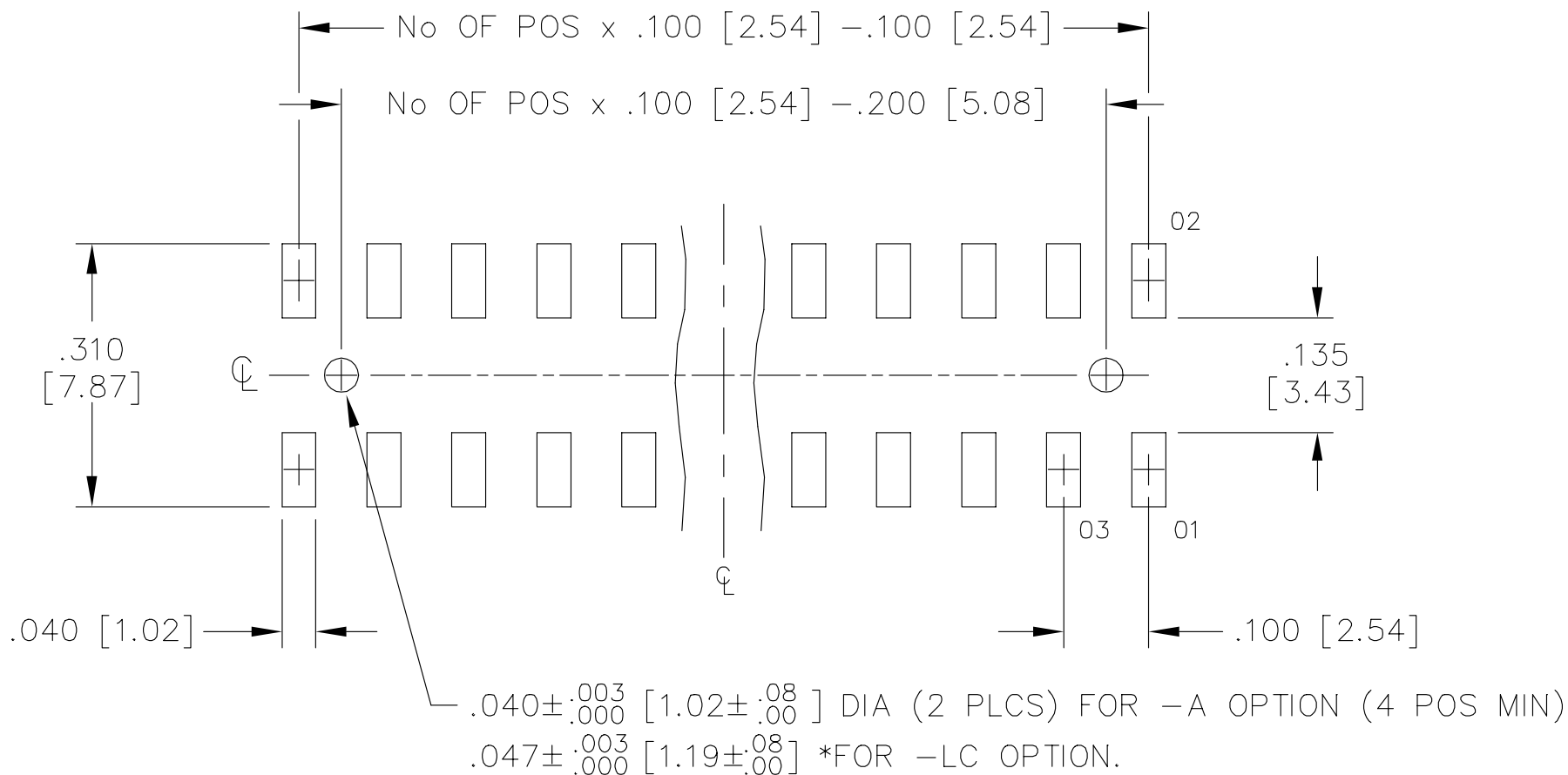


**THE DATASHEET OF
SSM-103-S-DV-BE-LC-P-TR**



REV D

RECOMMENDED P.C.B. LAYOUT FOR SSM (DOUBLE VERTICAL)



* ONLY ONE .047 DIA HOLE TO APPEAR ON 02 POSITION (-LC OPTION)

PLOT SCALE: 1 = .125



samtec

MISC\MKTG\FOOTPRINT
SSM-DV

520 PARK EAST BLVD. NEW ALBANY, INDIANA 47150
PHONE (812) 944-6733 P.O. BOX 1147

Looking for pricing, stock, or lifecycle information?

Click below to explore more details on WIN SOURCE:

-  [View SSM-103-S-DV-BE-LC-P-TR on WIN SOURCE](#)
-  [Samtec Inc. Information](#)

Optimize Your Supply Chain with WIN SOURCE Solutions

-  Global Sourcing Solution
-  Obsolete Management
-  Cost Control Management
-  Shortage Management
-  Alternative Solution
-  Excess Inventory Management