




**THE DATASHEET OF  
SSM-132-S-DV**



# TIGER CLAW™ SURFACE MOUNT SOCKET

(2.54 mm) .100" PITCH • SSM SERIES



**SSM**  
**Mates:**  
TSW, MTSW,  
TST, TSS, ZST, ZSS,  
DW, EW, ZW, TSM,  
HMTSW, HTSW, TSSH,  
BST, HTSS, TLW, MTLW

## SPECIFICATIONS

**Insulator Material:**  
Black Liquid Crystal Polymer  
**Contact Material:**  
Phosphor Bronze  
**Plating:**  
Au or Sn over  
50 μ" (1.27 μm) Ni  
**Current Rating (SSM/TSW):**  
5.2 A per pin  
(2 pins powered)  
**Voltage Rating:**  
405 VAC / 572 VDC  
**Operating Temp Range:**  
-55 °C to +125 °C with Gold  
-55 °C to +105 °C with Tin  
**Insertion Depth:**  
SV/DV = (4.34 mm) .171" to  
(7.24 mm) .285" or pass-through  
from top; (5.56 mm) .219"  
plus board thickness minimum  
from bottom;  
SH/DH = (4.34 mm) .171" to  
(6.35 mm) .250"

## PROCESSING

**Lead-Free Solderable:**  
Yes  
**-DH Coplanarity:**  
Less than 28 positions  
(0.15 mm) .006" max\*  
More than 27 positions  
(0.20 mm) .008" max\*  
**-SH, -SV, -DV Coplanarity:**  
(0.15 mm) .006" max\*  
\*(.004" stencil solution  
may be available; contact  
ipg@samtec.com)

## ALSO AVAILABLE

MOQ Required

Alignment pin



**Notes:**  
Severe Environment  
Testing qualified; aligns  
with MIL-DTL-55302.  
Visit samtec.com/set

Some sizes, styles and  
options are non-standard,  
non-returnable.

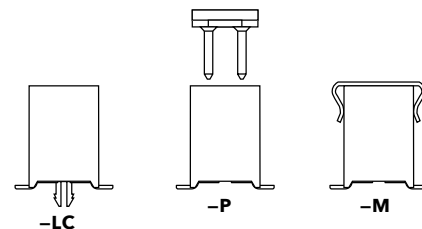
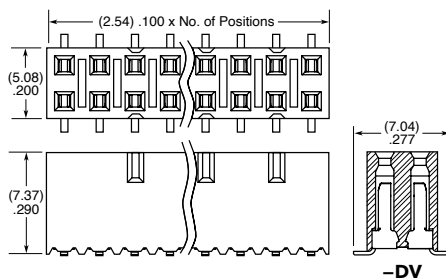
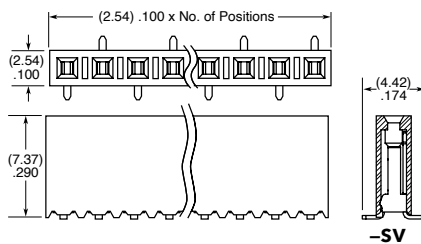
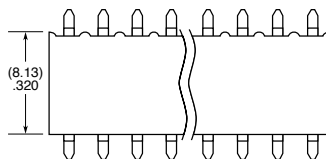
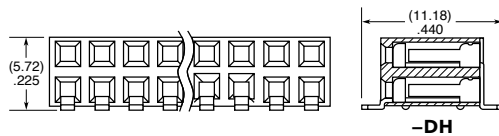
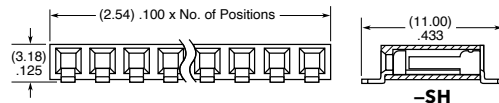
SSM	1	NO. PINS PER ROW	PLATING OPTION	ROW OPTION	OTHER OPTION
-----	---	------------------	----------------	------------	--------------

**02 thru 36**  
(-SV, -SH, -DH)  
**02 thru 40**  
(-DV)

**-F**  
= Gold flash  
on contact,  
Matte Tin on tail  
**-L**  
= 10 μ" (0.25 μm)  
Gold on contact,  
Matte Tin on tail  
**-S**  
= 30 μ" (0.76 μm)  
Gold on contact,  
Matte Tin on tail

**-SV**  
= Single Row  
Vertical Pin  
**-DV**  
= Double Row  
Vertical Pin  
**-SH**  
= Single Row  
Horizontal Pin  
**-DH**  
= Double Row  
Horizontal Pin

**-“XXX”**  
= Polarized Position  
(-BE not available)  
**-BE**  
= Bottom Entry  
(-DV & -SV only)  
**-LC**  
= Locking Clip  
(-DV & -SV only)  
Contact Samtec for  
-DH & -SH  
**-K**  
= (6.50 mm) .256" DIA  
Polyimide film  
Pick & Place Pad  
(2 positions min.)  
-DV & -SV only  
**-M**  
= Metal Pick  
& Place Pad  
(5 positions min.)  
-DV only  
**-P**  
= Plastic Pick  
& Place Pad  
(-DV & -SV only)  
(6 positions min.)  
Contact Samtec  
for availability on  
smaller positions)  
**-TR**  
= Tape & Reel  
(29 positions max.)  
**-FR**  
= Full Reel  
Tape & Reel  
(must order max.  
quantity per reel;  
contact Samtec for  
quantity breaks)  
(29 positions max.)



## Looking for pricing, stock, or lifecycle information?

Click below to explore more details on WIN SOURCE:

 [View SSM-132-S-DV on WIN SOURCE](#)

 [Samtec Inc. Information](#)

## Optimize Your Supply Chain with WIN SOURCE Solutions

-  Global Sourcing Solution
-  Obsolete Management
-  Cost Control Management
-  Shortage Management
-  Alternative Solution
-  Excess Inventory Management