




**THE DATASHEET OF
SSM-115-S-DH**



TIGER CLAW™ SURFACE MOUNT SOCKET

(2.54 mm) .100" PITCH • SSM SERIES



SSM
Mates:
TSW, MTSW,
TST, TSS, ZST, ZSS,
DW, EW, ZW, TSM,
HMTSW, HTSW, TSSH,
BST, HTSS, TLW, MTLW

SPECIFICATIONS

Insulator Material:
Black Liquid Crystal Polymer
Contact Material:
Phosphor Bronze
Plating:
Au or Sn over
50 μ" (1.27 μm) Ni
Current Rating (SSM/TSW):
5.2 A per pin
(2 pins powered)
Voltage Rating:
405 VAC / 572 VDC
Operating Temp Range:
-55 °C to +125 °C with Gold
-55 °C to +105 °C with Tin
Insertion Depth:
SV/DV = (4.34 mm) .171" to
(7.24 mm) .285" or pass-through
from top; (5.56 mm) .219"
plus board thickness minimum
from bottom;
SH/DH = (4.34 mm) .171" to
(6.35 mm) .250"

PROCESSING

Lead-Free Solderable:
Yes
-DH Coplanarity:
Less than 28 positions
(0.15 mm) .006" max*
More than 27 positions
(0.20 mm) .008" max*
-SH, -SV, -DV Coplanarity:
(0.15 mm) .006" max*
*(.004" stencil solution
may be available; contact
ipg@samtec.com)

ALSO AVAILABLE

MOQ Required

Alignment pin



Notes:
Severe Environment
Testing qualified; aligns
with MIL-DTL-55302.
Visit samtec.com/set

Some sizes, styles and
options are non-standard,
non-returnable.

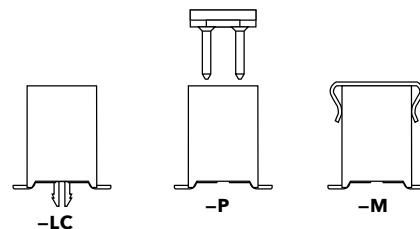
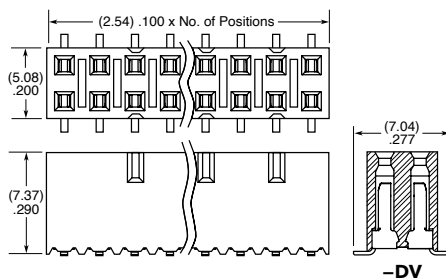
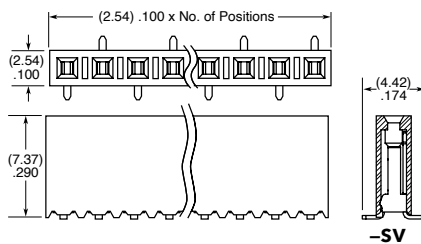
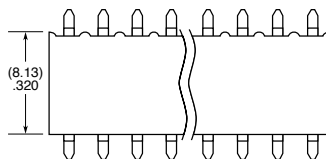
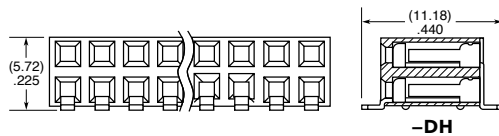
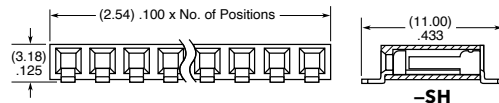
SSM	1	NO. PINS PER ROW	PLATING OPTION	ROW OPTION	OTHER OPTION
-----	---	------------------	----------------	------------	--------------

02 thru 36
(-SV, -SH, -DH)
02 thru 40
(-DV)

-F
= Gold flash
on contact,
Matte Tin on tail
-L
= 10 μ" (0.25 μm)
Gold on contact,
Matte Tin on tail
-S
= 30 μ" (0.76 μm)
Gold on contact,
Matte Tin on tail

-SV
= Single Row
Vertical Pin
-DV
= Double Row
Vertical Pin
-SH
= Single Row
Horizontal Pin
-DH
= Double Row
Horizontal Pin

-“XXX”
= Polarized Position
(-BE not available)
-BE
= Bottom Entry
(-DV & -SV only)
-LC
= Locking Clip
(-DV & -SV only)
Contact Samtec for
-DH & -SH
-K
= (6.50 mm) .256" DIA
Polyimide film
Pick & Place Pad
(2 positions min.)
-DV & -SV only
-M
= Metal Pick
& Place Pad
(5 positions min.)
-DV only
-P
= Plastic Pick
& Place Pad
(-DV & -SV only)
(6 positions min.)
Contact Samtec
for availability on
smaller positions)
-TR
= Tape & Reel
(29 positions max.)
-FR
= Full Reel
Tape & Reel
(must order max.
quantity per reel;
contact Samtec for
quantity breaks)
(29 positions max.)



Looking for pricing, stock, or lifecycle information?

Click below to explore more details on WIN SOURCE:

 [View SSM-115-S-DH on WIN SOURCE](#)

 [Samtec Inc. Information](#)

Optimize Your Supply Chain with WIN SOURCE Solutions

-  Global Sourcing Solution
-  Obsolete Management
-  Cost Control Management
-  Shortage Management
-  Alternative Solution
-  Excess Inventory Management