



**THE DATASHEET OF
SSQ-119-01-L-D**



THROUGH-HOLE .025" SQ POST SOCKET

(2.54 mm) .100" PITCH • SSW/SSQ SERIES



SSW/SSQ

Mates:
TSW, MTSW, MTLW,
DW, EW, ZW, TSS, ZSS,
TSM, TSSH, HTSS

SPECIFICATIONS

Insulator Material:
Black Liquid Crystal Polymer (-S & -D) or
Black High Temperature Thermoplastic (-T)
Contact Material:
Phosphor Bronze
Plating:
Au or Sn over
50 μ" (1.27 μm) Ni
Current Rating (SSW/TSM):
4.7 A per pin
(2 pins powered)
Current Rating (SSQ/TSW):
6.3 A per pin
(2 pins powered)
Operating Temp Range:
-55 °C to +125 °C with Gold
-55 °C to +105 °C with Tin
Insertion Depth:
(3.68 mm) .145" to
(6.35 mm) .250"
Max Cycles:
100 with 10 μ" (0.25 μm) Au
Voltage Rating:
465 VAC / 655 VDC

PROCESSING

Lead-Free Solderable:
Yes:
-S and -D row option
No, Lead Wave only:
-P, -T and -Q row option

SERIES	1	NO. PINS PER ROW	LEAD STYLE	PLATING OPTION	ROW OPTION	TAIL OPTION	OTHER OPTION
--------	---	------------------	------------	----------------	------------	-------------	--------------

SSW
= Solder Tail

SSQ
= Square Tail

01 thru 50

Specify LEAD STYLE from chart

-F
= Gold flash on contact, Matte Tin on tail

-L
= 10 μ" (0.25 μm) Gold on contact, Matte Tin on tail

-G
= 20 μ" (0.51 μm) Gold on contact, Gold flash on tail

-T
= Matte Tin (-T N/A on LIF contacts)

-S
= Single Row

-P
= Single Row (36 pins max)

-D
= Double Row

-T
= Triple Row

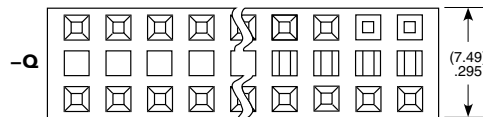
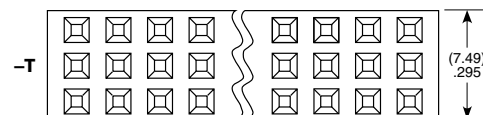
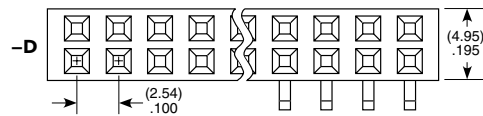
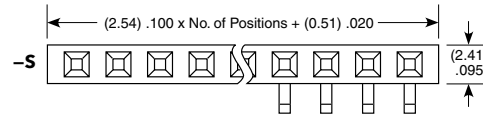
-Q
= Double Row .200" (5.08 mm) row space (outer rows filled only)

Leave blank for straight pin version)

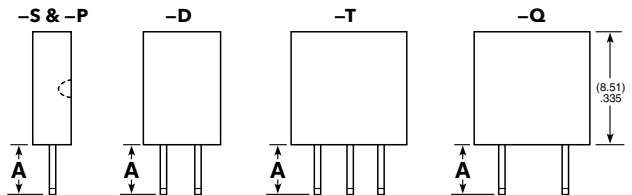
-RA
= Right-angle

-LL
= Locking Lead Available on tails from (2.29 mm) .090" to (7.87 mm) .310" only. Not Available with single row 1 or 2 positions)

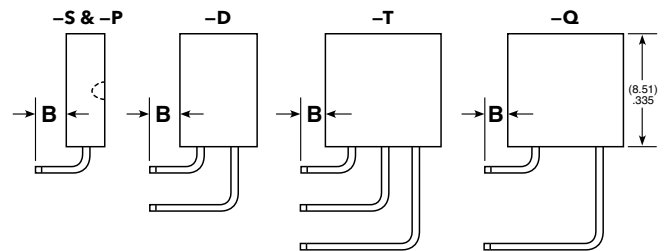
"XXX"
= Polarized (Specify "XXX" as position number)



Through-hole Right-angle



Straight Pin Versions



Right-angle Versions

THROUGH-HOLE		
LEAD STYLE		SINGLE DOUBLE OR TRIPLE A
Standard Insertion Force	Low Insertion Force*	
-01	-21	(2.64) .104
-02	-22	(4.93) .194
-03	-23	(10.00) .394
-04	-24	(14.83) .584
-06**	N/A	(3.15) .124

* LIF not available with Tin Plating
**Style -06 Not available with SSQ


RIGHT-ANGLE				
LEAD STYLE		SINGLE	DOUBLE	TRIPLE
Standard Insertion Force	Low Insertion Force*	(-S) B	(-D) B	(-T & -Q) B
-02	-22	(2.54) .100	(2.54) .100	(2.54) .100
-03	-23	(7.62) .300	(7.62) .300	N/A
-04	-24	(12.45) .490	N/A	N/A

*LIF not available with Tin Plating

Note:
Some lengths, styles and options are non-standard, non-returnable.

Looking for pricing, stock, or lifecycle information?

Click below to explore more details on WIN SOURCE:

 [View SSQ-119-01-L-D on WIN SOURCE](#)

 [Samtec Inc. Information](#)

Optimize Your Supply Chain with WIN SOURCE Solutions

-  Global Sourcing Solution
-  Obsolete Management
-  Cost Control Management
-  Shortage Management
-  Alternative Solution
-  Excess Inventory Management