



**THE DATASHEET OF  
SSQ-111-02-S-T-LL**



# THROUGH-HOLE .025" SQ POST SOCKET

(2.54 mm) .100" PITCH • SSW/SSQ SERIES



## SSW/SSQ

**Mates:**  
TSW, MTSW, MTLW,  
DW, EW, ZW, TSS, ZSS,  
TSM, TSSH, HTSS

### SPECIFICATIONS

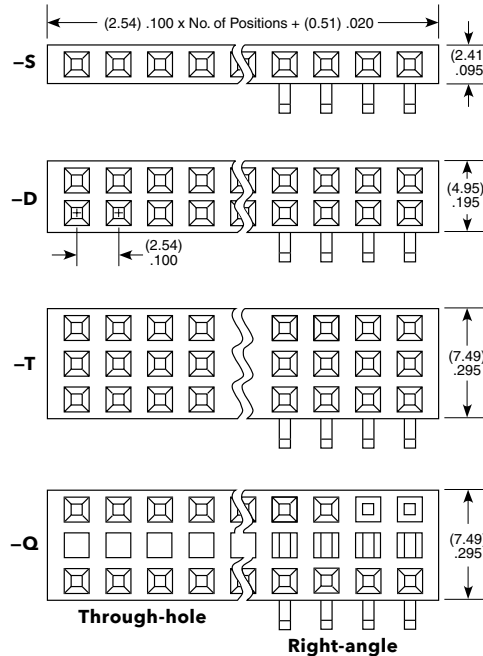
**Insulator Material:**  
Black Liquid Crystal Polymer (-S & -D) or  
Black High Temperature Thermoplastic (-T)  
**Contact Material:**  
Phosphor Bronze  
**Plating:**  
Au or Sn over  
50 μ" (1.27 μm) Ni  
**Current Rating (SSW/TSM):**  
4.7 A per pin  
(2 pins powered)  
**Current Rating (SSQ/TSW):**  
6.3 A per pin  
(2 pins powered)  
**Operating Temp Range:**  
-55 °C to +125 °C with Gold  
-55 °C to +105 °C with Tin  
**Insertion Depth:**  
(3.68 mm) .145" to  
(6.35 mm) .250"  
**Max Cycles:**  
100 with 10 μ" (0.25 μm) Au  
**Voltage Rating:**  
465 VAC / 655 VDC

### PROCESSING

**Lead-Free Solderable:**  
Yes:  
-S and -D row option  
No, Lead Wave only:  
-P, -T and -Q row option

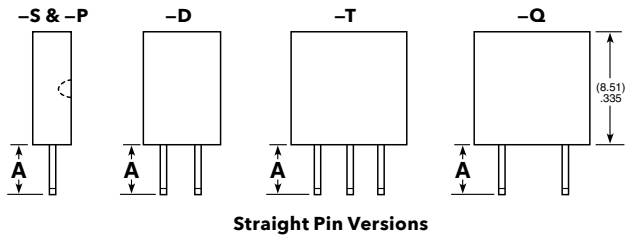
SERIES	1	NO. PINS PER ROW	LEAD STYLE	PLATING OPTION	ROW OPTION	TAIL OPTION	OTHER OPTION
--------	---	------------------	------------	----------------	------------	-------------	--------------

<b>SSW</b> = Solder Tail	<b>01 thru 50</b>	<b>Specify LEAD STYLE from chart</b>	<b>-F</b> = Gold flash on contact, Matte Tin on tail	<b>-S</b> = Single Row	Leave blank for straight pin version)	<b>-LL</b> = Locking Lead Available on tails from (2.29 mm) .090" to (7.87 mm) .310" only. Not Available with single row 1 or 2 positions)
<b>SSQ</b> = Square Tail			<b>-L</b> = 10 μ" (0.25 μm) Gold on contact, Matte Tin on tail	<b>-P</b> = Single Row (36 pins max)	<b>-RA</b> = Right-angle	<b>"XXX"</b> = Polarized (Specify "XXX" as position number)
			<b>-G</b> = 20 μ" (0.51 μm) Gold on contact, Gold flash on tail	<b>-D</b> = Double Row		
			<b>-T</b> = Matte Tin (-T N/A on LIF contacts)	<b>-T</b> = Triple Row		
				<b>-Q</b> = Double Row .200" (5.08 mm) row space (outer rows filled only)		



THROUGH-HOLE		
LEAD STYLE		SINGLE DOUBLE OR TRIPLE A
Standard Insertion Force	Low Insertion Force*	
-01	-21	(2.64) .104
-02	-22	(4.93) .194
-03	-23	(10.00) .394
-04	-24	(14.83) .584
-06**	N/A	(3.15) .124

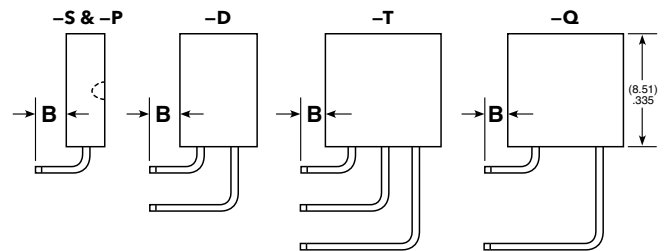
\* LIF not available with Tin Plating  
\*\*Style -06 Not available with SSQ



Straight Pin Versions

RIGHT-ANGLE				
LEAD STYLE		SINGLE	DOUBLE	TRIPLE
Standard Insertion Force	Low Insertion Force*	(-S) B	(-D) B	(-T & -Q) B
-02	-22	(2.54) .100	(2.54) .100	(2.54) .100
-03	-23	(7.62) .300	(7.62) .300	N/A
-04	-24	(12.45) .490	N/A	N/A

\*LIF not available with Tin Plating



Right-angle Versions

**Note:**  
Some lengths, styles and options are non-standard, non-returnable.

## Looking for pricing, stock, or lifecycle information?

Click below to explore more details on WIN SOURCE:

 [View SSQ-111-02-S-T-LL on WIN SOURCE](#)

 [Samtec Inc. Information](#)

## Optimize Your Supply Chain with WIN SOURCE Solutions

-  Global Sourcing Solution
-  Obsolete Management
-  Cost Control Management
-  Shortage Management
-  Alternative Solution
-  Excess Inventory Management