



**THE DATASHEET OF  
SSQ-110-03-F-S-LL**



# THROUGH-HOLE .025" SQ POST SOCKET

(2.54 mm) .100" PITCH • SSW/SSQ SERIES



## SSW/SSQ

### Mates:

TSW, MTSW, MTLW,  
DW, EW, ZW, TSS, ZSS,  
TSM, TSSH, HTSS

### SPECIFICATIONS

#### Insulator Material:

Black Liquid Crystal Polymer (-S & -D) or  
Black High Temperature Thermoplastic (-T)

#### Contact Material:

Phosphor Bronze

#### Plating:

Au or Sn over

50 μ" (1.27 μm) Ni

#### Current Rating (SSW/TSM):

4.7 A per pin

(2 pins powered)

#### Current Rating (SSQ/TSW):

6.3 A per pin

(2 pins powered)

#### Operating Temp Range:

-55 °C to +125 °C with Gold

-55 °C to +105 °C with Tin

#### Insertion Depth:

(3.68 mm) .145" to

(6.35 mm) .250"

#### Max Cycles:

100 with 10 μ" (0.25 μm) Au

#### Voltage Rating:

465 VAC / 655 VDC

### PROCESSING

#### Lead-Free Solderable:

Yes:

-S and -D row option

No, Lead Wave only:

-P, -T and -Q row option

SERIES	1	NO. PINS PER ROW	LEAD STYLE	PLATING OPTION	ROW OPTION	TAIL OPTION	OTHER OPTION
--------	---	------------------	------------	----------------	------------	-------------	--------------

**SSW**  
= Solder Tail

01 thru 50

Specify  
**LEAD STYLE**  
from chart

**-F**  
= Gold flash on contact,  
Matte Tin on tail

**-S**  
= Single Row

Leave blank for straight pin version)

**-LL**  
= Locking Lead

**SSQ**  
= Square Tail

**-L**  
= 10 μ" (0.25 μm)  
Gold on contact,  
Matte Tin on tail

**-P**  
= Single Row  
(36 pins max)

**-RA**  
= Right-angle

Available on tails from  
(2.29 mm) .090" to  
(7.87 mm) .310" only.

Not Available with single row 1 or 2 positions)

**-G**  
= 20 μ" (0.51 μm)  
Gold on contact,  
Gold flash on tail

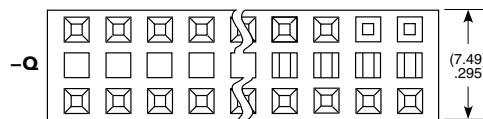
**-D**  
= Double Row

**-T**  
= Triple Row

**-Q**  
= Double Row  
.200"  
(5.08 mm)  
row space  
(outer rows filled only)

**"XXX"**  
= Polarized  
(Specify "XXX" as position number)

**-T**  
= Matte Tin  
(-T N/A on LIF contacts)

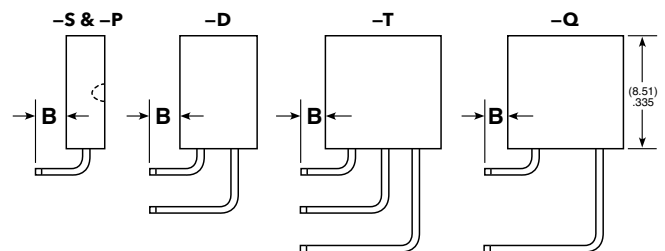


Through-hole

Right-angle



Straight Pin Versions



Right-angle Versions

THROUGH-HOLE		
LEAD STYLE		SINGLE DOUBLE OR TRIPLE A
Standard Insertion Force	Low Insertion Force*	
-01	-21	(2.64) .104
-02	-22	(4.93) .194
-03	-23	(10.00) .394
-04	-24	(14.83) .584
-06**	N/A	(3.15) .124

\* LIF not available with Tin Plating

\*\*Style -06 Not available with SSQ

RIGHT-ANGLE				
LEAD STYLE		SINGLE	DOUBLE	TRIPLE
Standard Insertion Force	Low Insertion Force*	(-S) B	(-D) B	(-T & -Q) B
-02	-22	(2.54) .100	(2.54) .100	(2.54) .100
-03	-23	(7.62) .300	(7.62) .300	N/A
-04	-24	(12.45) .490	N/A	N/A



\*LIF not available with Tin Plating

#### Note:

Some lengths, styles and options are non-standard, non-returnable.

## Looking for pricing, stock, or lifecycle information?

Click below to explore more details on WIN SOURCE:

-  [View SSQ-110-03-F-S-LL on WIN SOURCE](#)
-  [Samtec Inc. Information](#)

## Optimize Your Supply Chain with WIN SOURCE Solutions

-  Global Sourcing Solution
-  Obsolete Management
-  Cost Control Management
-  Shortage Management
-  Alternative Solution
-  Excess Inventory Management