



**THE DATASHEET OF  
SSQ-105-04-G-S**



# THROUGH-HOLE .025" SQ POST SOCKET

(2.54 mm) .100" PITCH • SSW/SSQ SERIES



## SSW/SSQ

**Mates:**  
TSW, MTSW, MTLW,  
DW, EW, ZW, TSS, ZSS,  
TSM, TSSH, HTSS

### SPECIFICATIONS

**Insulator Material:**  
Black Liquid Crystal Polymer (-S & -D) or  
Black High Temperature Thermoplastic (-T)

**Contact Material:**  
Phosphor Bronze

**Plating:**

Au or Sn over  
50 μ" (1.27 μm) Ni

**Current Rating (SSW/TSM):**

4.7 A per pin  
(2 pins powered)

**Current Rating (SSQ/TSW):**

6.3 A per pin  
(2 pins powered)

**Operating Temp Range:**

-55 °C to +125 °C with Gold  
-55 °C to +105 °C with Tin

**Insertion Depth:**

(3.68 mm) .145" to  
(6.35 mm) .250"

**Max Cycles:**

100 with 10 μ" (0.25 μm) Au

**Voltage Rating:**

465 VAC / 655 VDC

### PROCESSING

**Lead-Free Solderable:**

Yes:  
-S and -D row option  
No, Lead Wave only:  
-P, -T and -Q row option

SERIES	1	NO. PINS PER ROW	LEAD STYLE	PLATING OPTION	ROW OPTION	TAIL OPTION	OTHER OPTION
--------	---	------------------	------------	----------------	------------	-------------	--------------

**SSW**  
= Solder Tail

01 thru 50

Specify LEAD STYLE from chart

**-F**  
= Gold flash on contact, Matte Tin on tail

**-S**  
= Single Row

Leave blank for straight pin version)

**-LL**  
= Locking Lead

**SSQ**  
= Square Tail

**-L**  
= 10 μ" (0.25 μm) Gold on contact, Matte Tin on tail

**-P**  
= Single Row (36 pins max)

**-RA**  
= Right-angle

Available on tails from (2.29 mm) .090" to (7.87 mm) .310" only. Not Available with single row 1 or 2 positions)

**-G**  
= 20 μ" (0.51 μm) Gold on contact, Gold flash on tail

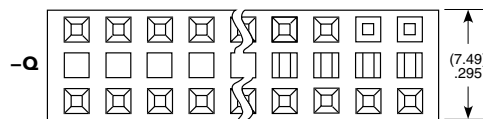
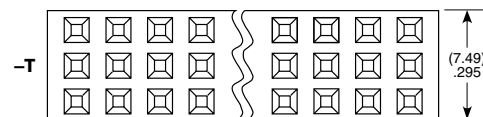
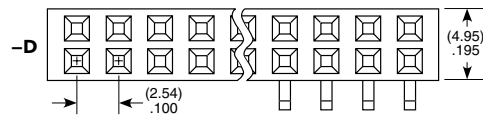
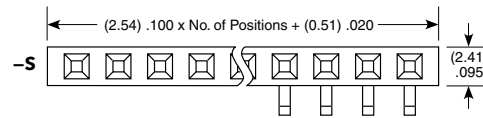
**-D**  
= Double Row

**-T**  
= Triple Row

**-Q**  
= Double Row .200" (5.08 mm) row space (outer rows filled only)

**"XXX"**  
= Polarized (Specify "XXX" as position number)

**-T**  
= Matte Tin (-T N/A on LIF contacts)



Through-hole

Right-angle

THROUGH-HOLE		
LEAD STYLE		SINGLE DOUBLE OR TRIPLE A
Standard Insertion Force	Low Insertion Force*	
-01	-21	(2.64) .104
-02	-22	(4.93) .194
-03	-23	(10.00) .394
-04	-24	(14.83) .584
-06**	N/A	(3.15) .124

\* LIF not available with Tin Plating

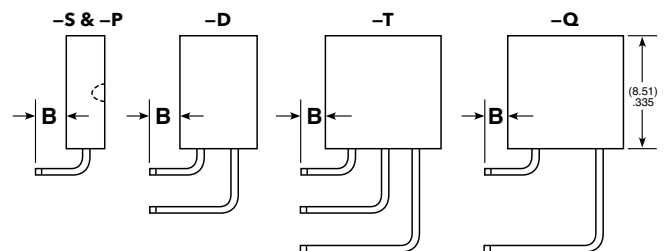
\*\*Style -06 Not available with SSQ



Straight Pin Versions

RIGHT-ANGLE				
LEAD STYLE		SINGLE	DOUBLE	TRIPLE
Standard Insertion Force	Low Insertion Force*	(-S) B	(-D) B	(-T & -Q) B
-02	-22	(2.54) .100	(2.54) .100	(2.54) .100
-03	-23	(7.62) .300	(7.62) .300	N/A
-04	-24	(12.45) .490	N/A	N/A

\*LIF not available with Tin Plating



Right-angle Versions

**Note:**  
Some lengths, styles and options are non-standard, non-returnable.

## Looking for pricing, stock, or lifecycle information?

Click below to explore more details on WIN SOURCE:

 [View SSQ-105-04-G-S on WIN SOURCE](#)

 [Samtec Inc. Information](#)

## Optimize Your Supply Chain with WIN SOURCE Solutions

-  Global Sourcing Solution
-  Obsolete Management
-  Cost Control Management
-  Shortage Management
-  Alternative Solution
-  Excess Inventory Management