



**THE DATASHEET OF
SSQ-103-23-G-S**



THROUGH-HOLE .025" SQ POST SOCKET

(2.54 mm) .100" PITCH • SSW/SSQ SERIES



SSW/SSQ

Mates:

TSW, MTSW, MTLW,
DW, EW, ZW, TSS, ZSS,
TSM, TSSH, HTSS

SPECIFICATIONS

Insulator Material:

Black Liquid Crystal Polymer (-S & -D) or
Black High Temperature Thermoplastic (-T)

Contact Material:

Phosphor Bronze

Plating:

Au or Sn over

50 μ" (1.27 μm) Ni

Current Rating (SSW/TSM):

4.7 A per pin

(2 pins powered)

Current Rating (SSQ/TSW):

6.3 A per pin

(2 pins powered)

Operating Temp Range:

-55 °C to +125 °C with Gold

-55 °C to +105 °C with Tin

Insertion Depth:

(3.68 mm) .145" to

(6.35 mm) .250"

Max Cycles:

100 with 10 μ" (0.25 μm) Au

Voltage Rating:

465 VAC / 655 VDC

PROCESSING

Lead-Free Solderable:

Yes:

-S and -D row option

No, Lead Wave only:

-P, -T and -Q row option

| SERIES | 1 | NO. PINS PER ROW | LEAD STYLE | PLATING OPTION | ROW OPTION | TAIL OPTION | OTHER OPTION |
|--------|---|------------------|------------|----------------|------------|-------------|--------------|
|--------|---|------------------|------------|----------------|------------|-------------|--------------|

SSW
= Solder Tail

01 thru 50

Specify
LEAD STYLE
from chart

-F
= Gold flash on contact,
Matte Tin on tail

-S
= Single Row

Leave blank for straight pin version)

-LL
= Locking Lead

Available on tails from (2.29 mm) .090" to (7.87 mm) .310" only. Not Available with single row 1 or 2 positions)

SSQ
= Square Tail

-L
= 10 μ" (0.25 μm) Gold on contact, Matte Tin on tail

-P
= Single Row (36 pins max)

-RA
= Right-angle

-G
= 20 μ" (0.51 μm) Gold on contact, Gold flash on tail

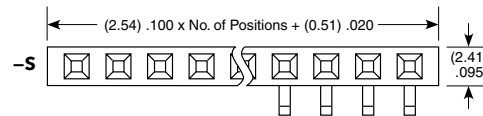
-D
= Double Row

-T
= Triple Row

-Q
= Double Row .200" (5.08 mm) row space (outer rows filled only)

-T
= Matte Tin (-T N/A on LIF contacts)

"XXX"
= Polarized (Specify "XXX" as position number)



Through-hole

Right-angle

| THROUGH-HOLE | | |
|--------------------------|----------------------|---------------------------|
| LEAD STYLE | | SINGLE DOUBLE OR TRIPLE A |
| Standard Insertion Force | Low Insertion Force* | |
| -01 | -21 | (2.64) .104 |
| -02 | -22 | (4.93) .194 |
| -03 | -23 | (10.00) .394 |
| -04 | -24 | (14.83) .584 |
| -06** | N/A | (3.15) .124 |

* LIF not available with Tin Plating

**Style -06 Not available with SSQ



Straight Pin Versions

| RIGHT-ANGLE | | | | |
|--------------------------|----------------------|--------------|-------------|-------------|
| LEAD STYLE | | SINGLE | DOUBLE | TRIPLE |
| Standard Insertion Force | Low Insertion Force* | (-S) B | (-D) B | (-T & -Q) B |
| -02 | -22 | (2.54) .100 | (2.54) .100 | (2.54) .100 |
| -03 | -23 | (7.62) .300 | (7.62) .300 | N/A |
| -04 | -24 | (12.45) .490 | N/A | N/A |

*LIF not available with Tin Plating





Right-angle Versions

Note:

Some lengths, styles and options are non-standard, non-returnable.

Looking for pricing, stock, or lifecycle information?

Click below to explore more details on WIN SOURCE:

-  [View SSQ-103-23-G-S on WIN SOURCE](#)
-  [Samtec Inc. Information](#)

Optimize Your Supply Chain with WIN SOURCE Solutions

-  Global Sourcing Solution
-  Obsolete Management
-  Cost Control Management
-  Shortage Management
-  Alternative Solution
-  Excess Inventory Management