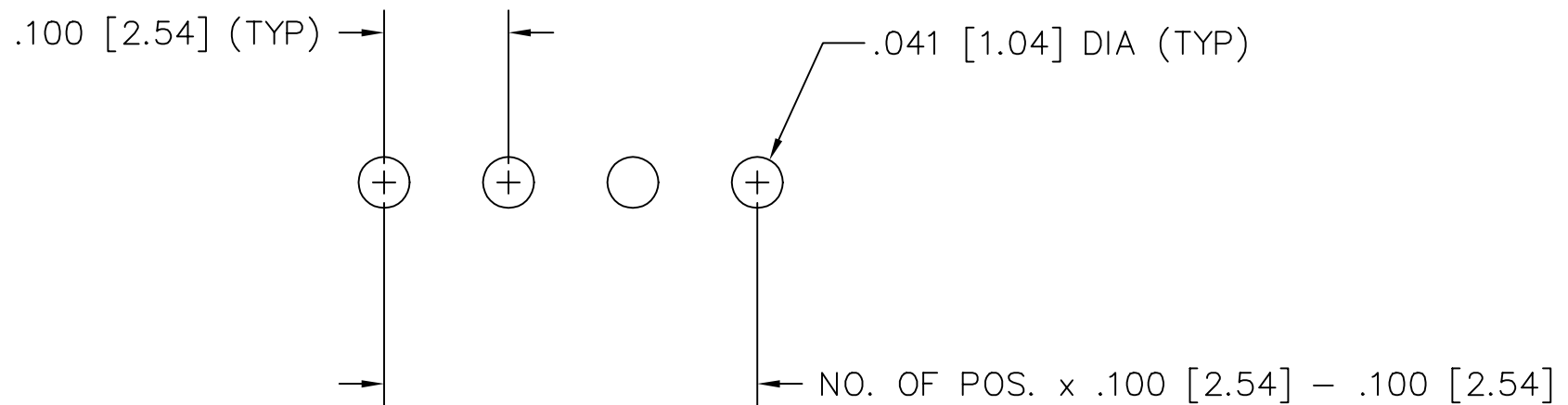


RECOMMENDED P.C. BOARD LAYOUT FOR SSW (SINGLE)

REV. A



PLOT SCALE: 1 = .1



EXISPROD\FOOTPRINT
SSW-S

samtec

810 PROGRESS BLVD. NEW ALBANY, INDIANA 47150
PHONE (812) 944-6733 P.O. BOX 1147

Looking for pricing, stock, or lifecycle information?

Click below to explore more details on WIN SOURCE:

-  [View SSW-142-01-G-S on WIN SOURCE](#)
-  [Samtec Inc. Information](#)

Optimize Your Supply Chain with WIN SOURCE Solutions

-  Global Sourcing Solution
-  Obsolete Management
-  Cost Control Management
-  Shortage Management
-  Alternative Solution
-  Excess Inventory Management