



**THE DATASHEET OF
SEML-115-02-03.0-H-D-WT**






TIGER EYE™
SYSTEM

SEMS-125-02-03.0-H-D

SEML-145-02-03.0-H-D-WT



SEM-130-02-03.0-H-D-WT



SEM-110-02-03.0-H-D-WT

SEM, SEMS, SEML SERIES

(0.80 mm) .0315"

MICRO TIGER EYE™ SOCKET

SPECIFICATIONS

For complete specifications and recommended PCB layouts see www.samtec.com?SEM, www.samtec.com?SEMS or www.samtec.com?SEML

Insulator Material: Black Liquid Crystal Polymer
Contact Material: BeCu
Plating: Au or Sn over 50 μ" (1.27 μm) Ni
Operating Temp Range: -55 °C to +125 °C
Current Rating (SEM/TEM): 2.6 A per pin (2 pins powered)
Voltage Rating: 235 VAC/330 VDC
RoHS Compliant: Yes

PROCESSING

Lead-Free Solderable: Yes
SMT Lead Coplanarity: (0.10 mm) .004" max

RECOGNITIONS

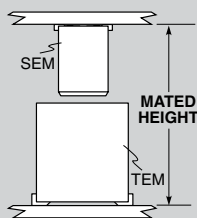
For complete scope of recognitions see www.samtec.com/quality



OTHER SOLUTIONS

- Board Stacking: See SFM, TFM Series
- Cable Assemblies: See SFSD, TFSD Series

MATED HEIGHT



TEM LEAD STYLE	MATED HEIGHT*
-03.0	6 mm
-04.0	7 mm
-07.0	10 mm

*Processing conditions will affect mated height.

Note: Some sizes, styles and options are non-standard, non-returnable.

SEM, SEML Mates with:

TEM

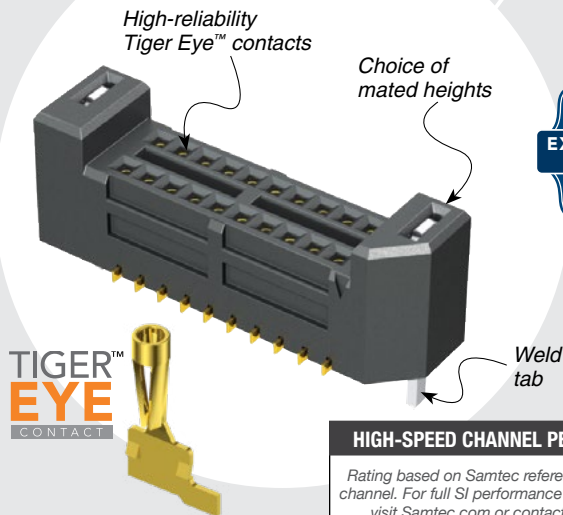
SEMS Mates with:

TEMS

POWER/SIGNAL APPLICATION



Compatible with UMPT/UMPS for flexible two-piece power/signal solutions



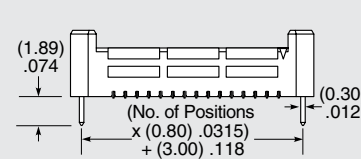
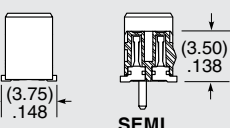
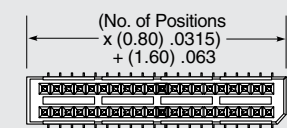
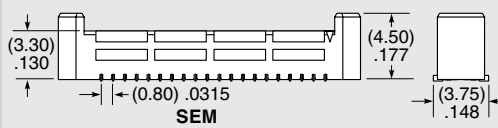

HIGH-SPEED CHANNEL PERFORMANCE

Rating based on Samtec reference channel. For full SI performance data visit Samtec.com or contact SIG@samtec.com

8
Gbps

TYPE STRIP	1	NO. PINS PER ROW	02	STACK HEIGHT	PLATING OPTION	D	OPTION	OTHER OPTION
------------	---	------------------	----	--------------	----------------	---	--------	--------------

<p>SEM = Tiger Eye™ Strip</p> <p>SEMS = Tiger Eye™ Slim Strip</p> <p>SEML = Tiger Eye™ Friction Lock</p>	<p>05, 10, 15, 20, 25</p> <p>30, 35, 40, 45, 50</p> <p>(SEM/SEML only) (Standard sizes)</p>	<p>-03.0 = 6 mm, 7 mm or 10 mm Stack Height when mated with TEM/TEMS Series (SEML only available with 6 mm Stack Height)</p>	<p>-FG = Gold Flash</p> <p>-G = 10 μ" (0.25 μm) Gold on contact, Gold Flash on tail</p> <p>-H = 30 μ" (0.76 μm) Gold on contact, Gold Flash on tail</p>	<p>Leave blank for SEMS</p> <p>-A = Alignment Pin (Not available with -LC or -WT)</p> <p>-LC = Locking Clip (Not available with -A or -WT) (Manual placement required)</p> <p>-WT = Weld Tab (Not available with -A or -LC) (Required callout for SEML)</p>	<p>-K = (3.50 mm) .138" DIA Polyimide film Pick & Place Pad (Required for SEMS)</p> <p>-TR = Tape & Reel (Required for SEMS)</p> <p>-FR = Full Reel Tape & Reel (must order max. quantity per reel; contact Samtec for quantity breaks)</p>
---	---	---	--	--	--



ALSO AVAILABLE (MOQ Required)

- Other sizes
- Other platings

Looking for pricing, stock, or lifecycle information?

Click below to explore more details on WIN SOURCE:

- ⊖ [View SEML-115-02-03.0-H-D-WT on WIN SOURCE](#)
- ⊖ [Samtec Inc. Information](#)

Optimize Your Supply Chain with WIN SOURCE Solutions

- ✓ Global Sourcing Solution
- ✓ Obsolete Management
- ✓ Cost Control Management
- ✓ Shortage Management
- ✓ Alternative Solution
- ✓ Excess Inventory Management