




**THE DATASHEET OF
SFMH-105-02-L-D-TR**

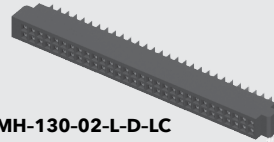





FSH-120-04-F-RA-SL



SFMH-130-02-L-D-LC



FSH-110-04-L-DH-SL



SFMH-105-02-L-D-LC



SFMH-120-02-L-D



FSH-120-04-F-DH



(1.27 mm) .050"

FSH, SFMH SERIES

HIGH-RELIABLE HORIZONTAL

FSH Mates with:
SFMH
SFMH Mates with:
FTSH, FSH

SPECIFICATIONS

For complete specifications see www.samtec.com?FSH or www.samtec.com?SFMH

Insulator Material: Black Liquid Crystal Polymer
Terminal Material: Phosphor Bronze
Plating:
FSH = Sn or Au over 50 μ" (1.27 μm) Ni
SFMH = Au over 50 μ" (1.27 μm) Ni
Current Rating (FSH/SFMH): 2.6 A per pin (2 pins powered)
Operating Temp Range: -55 °C to +125 °C
Insertion Depth:
SFMH = (3.35 mm) .132" to (4.57 mm) .180"
RoHS Compliant: Yes

PROCESSING

Lead-Free Solderable: Yes (FSH)
SMT Lead Coplanarity: (0.10 mm) .004" max (SFMH) (0.15 mm) .006" max (FSH)*
*(.004" stencil solution may be available; contact ipg@samtec.com)

RECOGNITIONS

For complete scope of recognitions see www.samtec.com/quality





Note: Some sizes, styles and options are non-standard, non-returnable.

FSH	1	NO. PINS PER ROW	04	PLATING OPTION	ROW OPTION	OPTIONS
<p>05, 10, 15, 20, 25 (-DH Option)</p> <p>05, 10, 15, 20, 25, 30, 35, 40, 45 (-RA Option) (Standard sizes)</p>				<p>-F = Gold flash on post, Matte Tin on tail</p> <p>-L = 10 μ" (0.25 μm) Gold on post, Matte Tin on tail</p>	<p>-DH = Double Row Horizontal (Surface Mount)</p> <p>-RA = Right-angle (Through-hole)</p>	<p>-SL = Solder Locks</p> <p>-C = (4.50 mm) .177" DIA Polyimide film Pick & Place Pad (10 positions minimum) not available with -RA option</p> <p>-TR = Tape & Reel (Not available with -RA)</p> <p>-FR = Full Reel Tape & Reel (must order max. quantity per reel; contact Samtec for quantity breaks) (Not available with -RA)</p>

SFMH	1	NO. PINS PER ROW	02	PLATING OPTION	D	OPTION
<p>05, 10, 15, 20, 25, 30, 35, 40, 45, 50</p>				<p>-L = 10 μ" (0.25 μm) Gold on contact, Gold flash on tail</p>		<p>-LC = Locking Clip (Manual placement required)</p> <p>-WT = Weld Tab (Not available with 35, 40, 45, 50 positions)</p> <p>-TR = Tape & Reel</p> <p>-FR = Full Reel Tape & Reel (must order max. quantity per reel; contact Samtec for quantity breaks)</p>

Looking for pricing, stock, or lifecycle information?

Click below to explore more details on WIN SOURCE:

-  [View SFMH-105-02-L-D-TR on WIN SOURCE](#)
-  [Samtec Inc. Information](#)

Optimize Your Supply Chain with WIN SOURCE Solutions

-  Global Sourcing Solution
-  Obsolete Management
-  Cost Control Management
-  Shortage Management
-  Alternative Solution
-  Excess Inventory Management